



US00D881566S

(12) **United States Design Patent**  
**Lee et al.**

(10) **Patent No.:** **US D881,566 S**  
(45) **Date of Patent:** **\*\* Apr. 21, 2020**

(54) **PROTECTIVE COVER SKIN FOR ELECTRONIC DEVICE**

D516,806 S 3/2006 Lawrence  
D582,281 S 12/2008 Zanaletti  
D600,567 S 9/2009 Hernandez et al.

(71) Applicant: **elago CO. LTD**, Goyang-si, Gyeonggi-do (KR)

(Continued)

FOREIGN PATENT DOCUMENTS

(72) Inventors: **Chanwoo Lee**, Goyang-si (KR); **Chong Min Kim**, Seoul (KR)

CN 303858545 9/2016  
CN 305323176 8/2019  
KR 3020190001184 8/2019

(73) Assignee: **elago CO. LTD**, Goyang-si, Gyeonggi-Do (KR)

OTHER PUBLICATIONS

(\*\*) Term: **15 Years**

Luxury Keychain + Airpod Pro Case, Nike X Off White Keychain + Airpod Pro Case, DopeAngels.com (Year: 2020).\*

(21) Appl. No.: **29/717,601**

(22) Filed: **Dec. 18, 2019**

*Primary Examiner* — Catherine R Oliver-Garcia  
(74) *Attorney, Agent, or Firm* — Paratus Law Group, PLLC

(51) **LOC (12) Cl.** ..... **03-01**

(52) **U.S. Cl.**  
USPC ..... **D3/271.1; D3/201; D3/218**

(58) **Field of Classification Search**  
USPC ..... D3/201, 212, 215, 218, 239, 269–270, D3/273, 292, 300, 301–303, 271.1, 245; D6/315, 513; D14/250–251, 440, 447, D14/238.1, 253, 224, 224.1, 496, 203.3; 206/45.2, 305, 320, 38, 523, 702, 526; 455/575.1, 575.8; D1/116; D9/643  
CPC .... A45F 5/00; A45F 5/021; A45F 2200/0516; A45F 2200/0525; A45C 2011/001; A45C 2011/002; A45C 2011/003; B65D 2585/6835; B60R 11/00; H04M 1/04; H04B 1/3877; H05K 5/0204; F16M 13/02; F16B 2/12; H01F 7/0252; G03B 17/561

See application file for complete search history.

(57) **CLAIM**

The ornamental design for a protective cover skin for electronic device, as shown and described.

**DESCRIPTION**

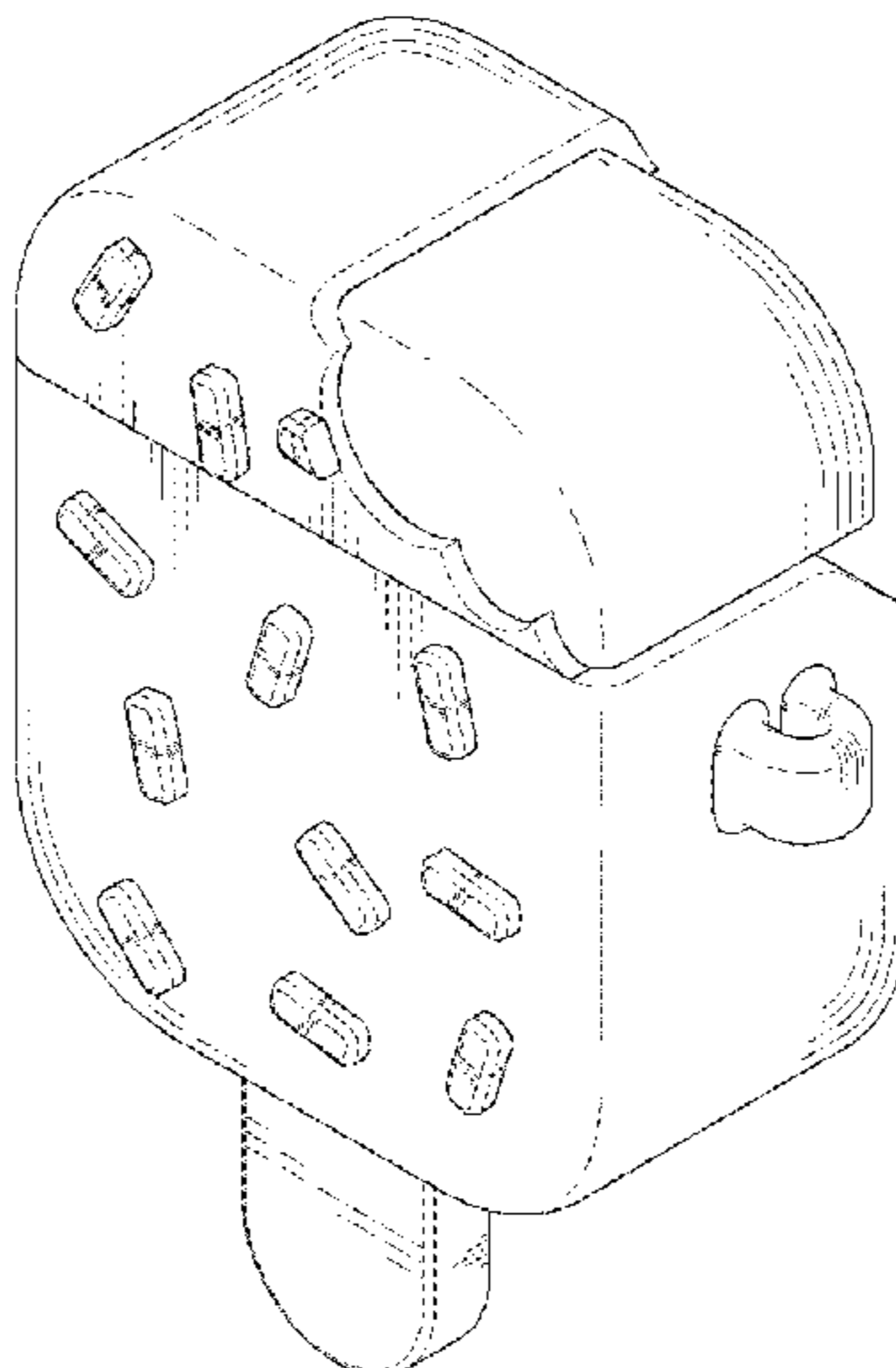
FIG. 1 is a front, top, and right perspective view of a protective cover skin for electronic device, showing the claimed design;  
FIG. 2 is a front view thereof;  
FIG. 3 is a back view thereof;  
FIG. 4 is a left side view thereof;  
FIG. 5 is a right side view thereof;  
FIG. 6 is a top view thereof;  
FIG. 7 is a bottom view thereof; and,  
FIG. 8 is an exploded front, top, and right perspective view thereof with a top portion open in use.  
The broken lines shown in FIGS. 3 and 7 depict parts of the protective cover skin for electronic device, but form no part of the claimed design. The broken lines shown in FIG. 8 depict environment and form no part of the claimed design.

(56) **References Cited**

U.S. PATENT DOCUMENTS

D306,187 S \* 2/1990 Ukisu ..... D3/271.1  
D368,151 S 3/1996 Kellogg et al.  
6,520,334 B1 \* 2/2003 Hoover ..... A45C 11/00  
206/38  
D491,337 S 6/2004 Benson et al.

**1 Claim, 7 Drawing Sheets**



(56)

**References Cited**

U.S. PATENT DOCUMENTS

D623,957 S	9/2010	Canuto	
D658,875 S *	5/2012	Xiang .....	D3/269
D695,127 S	12/2013	Pohl	
D724,389 S	3/2015	Yip	
D741,716 S	10/2015	Konieczny	
D794,618 S	8/2017	Wright et al.	
D818,268 S *	5/2018	Akana .....	D3/294
D834,301 S	11/2018	Poissant	
D839,749 S	2/2019	Lu	
D851,913 S *	6/2019	Yu .....	D3/201
D853,116 S *	7/2019	Bergman .....	D3/294
D864,565 S *	10/2019	Lee .....	D3/271.1
D868,453 S	12/2019	Lee et al.	
D869,147 S *	12/2019	Lian .....	D3/201
D869,161 S *	12/2019	Zhong .....	D3/294
D870,451 S *	12/2019	Birger .....	D3/201
D872,469 S *	1/2020	Lee .....	D3/269

\* cited by examiner

FIG. 1

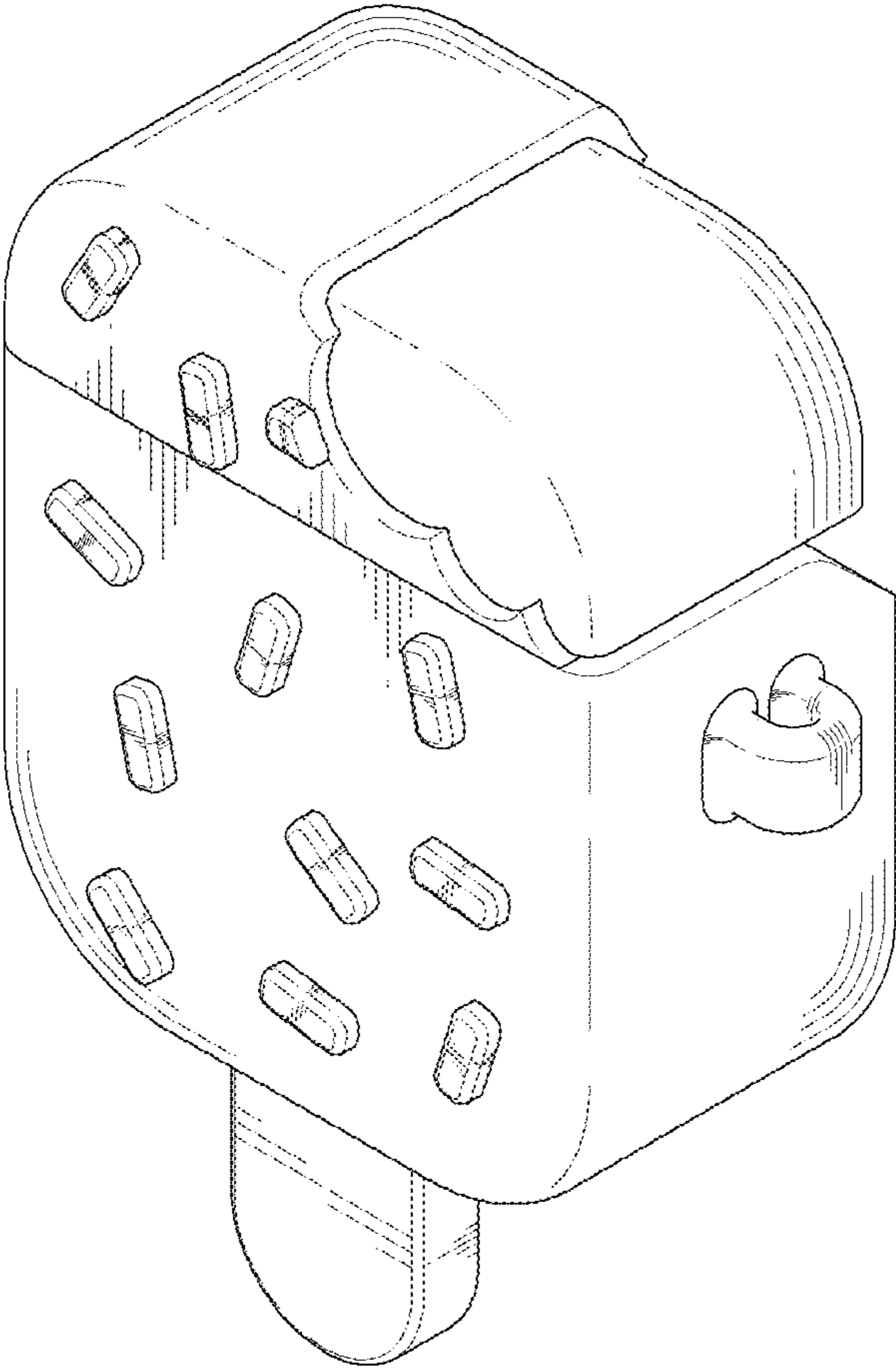


FIG. 2

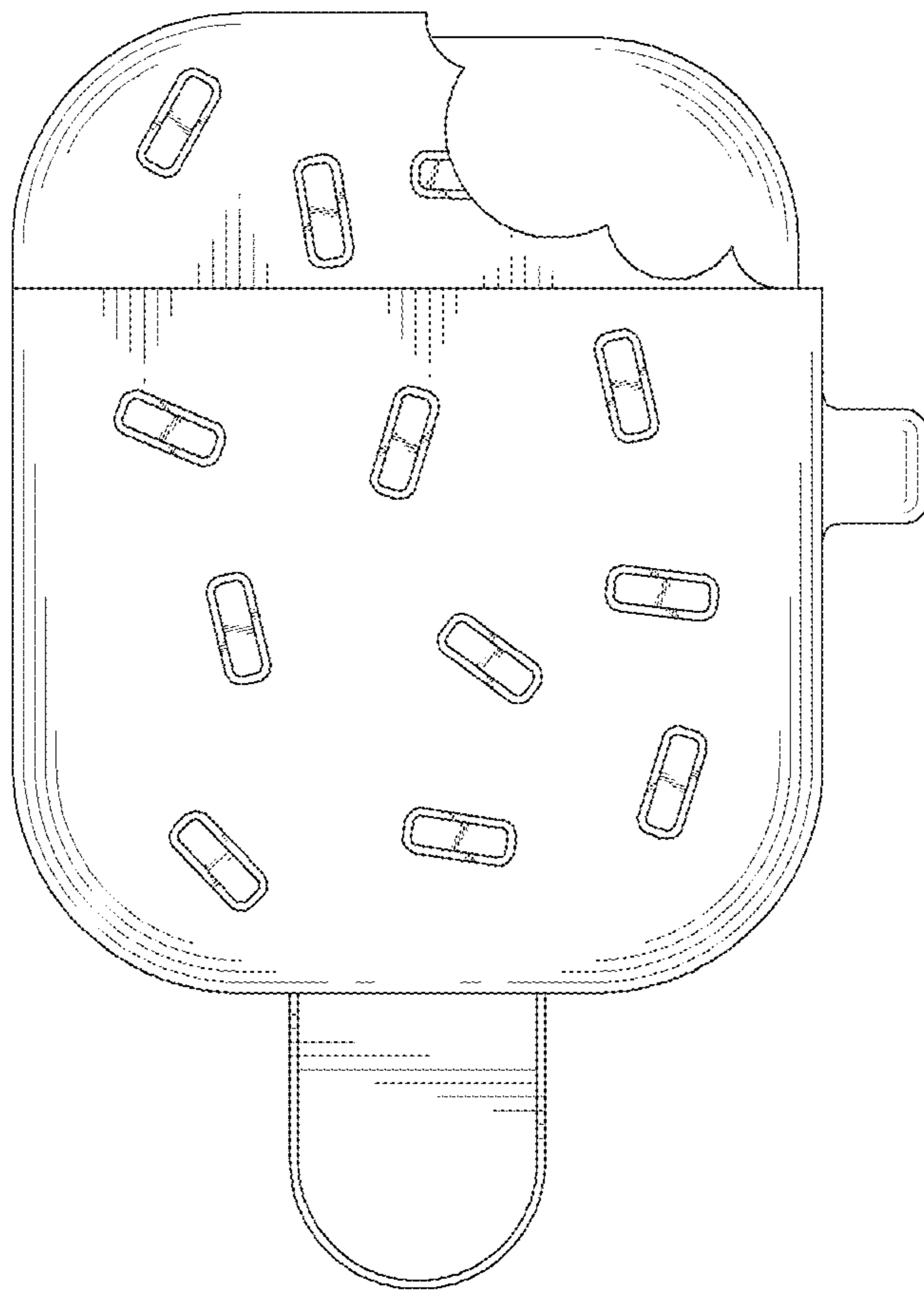


FIG. 3

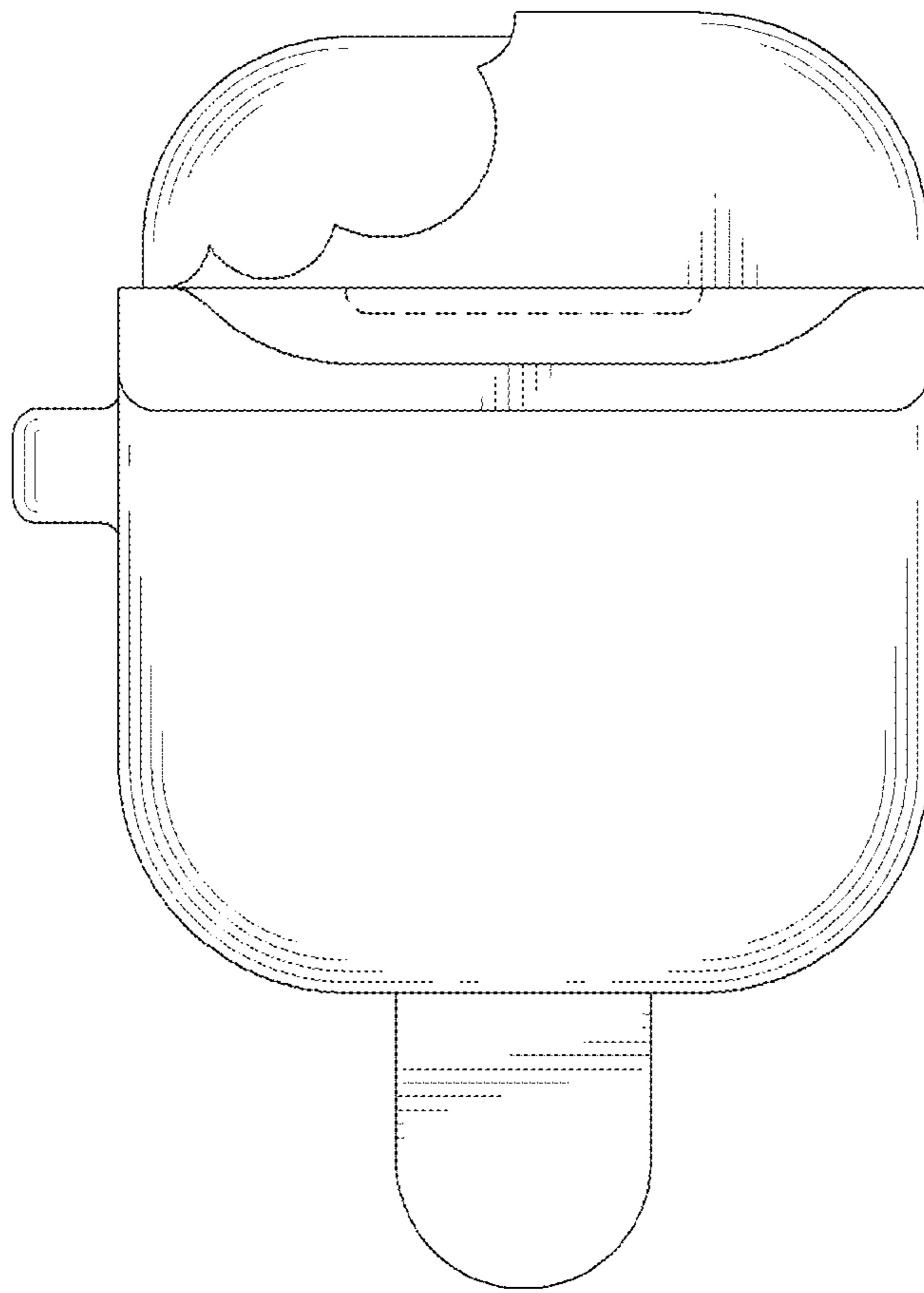


FIG. 4




FIG. 5

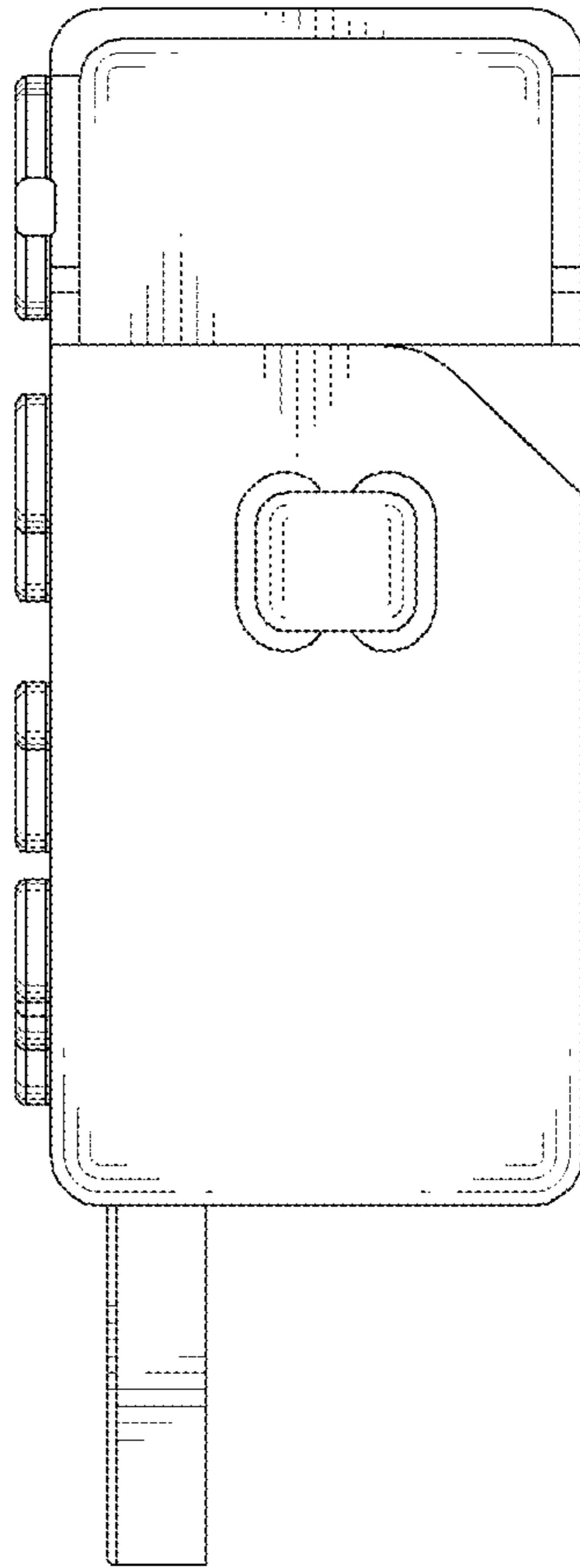


FIG. 6

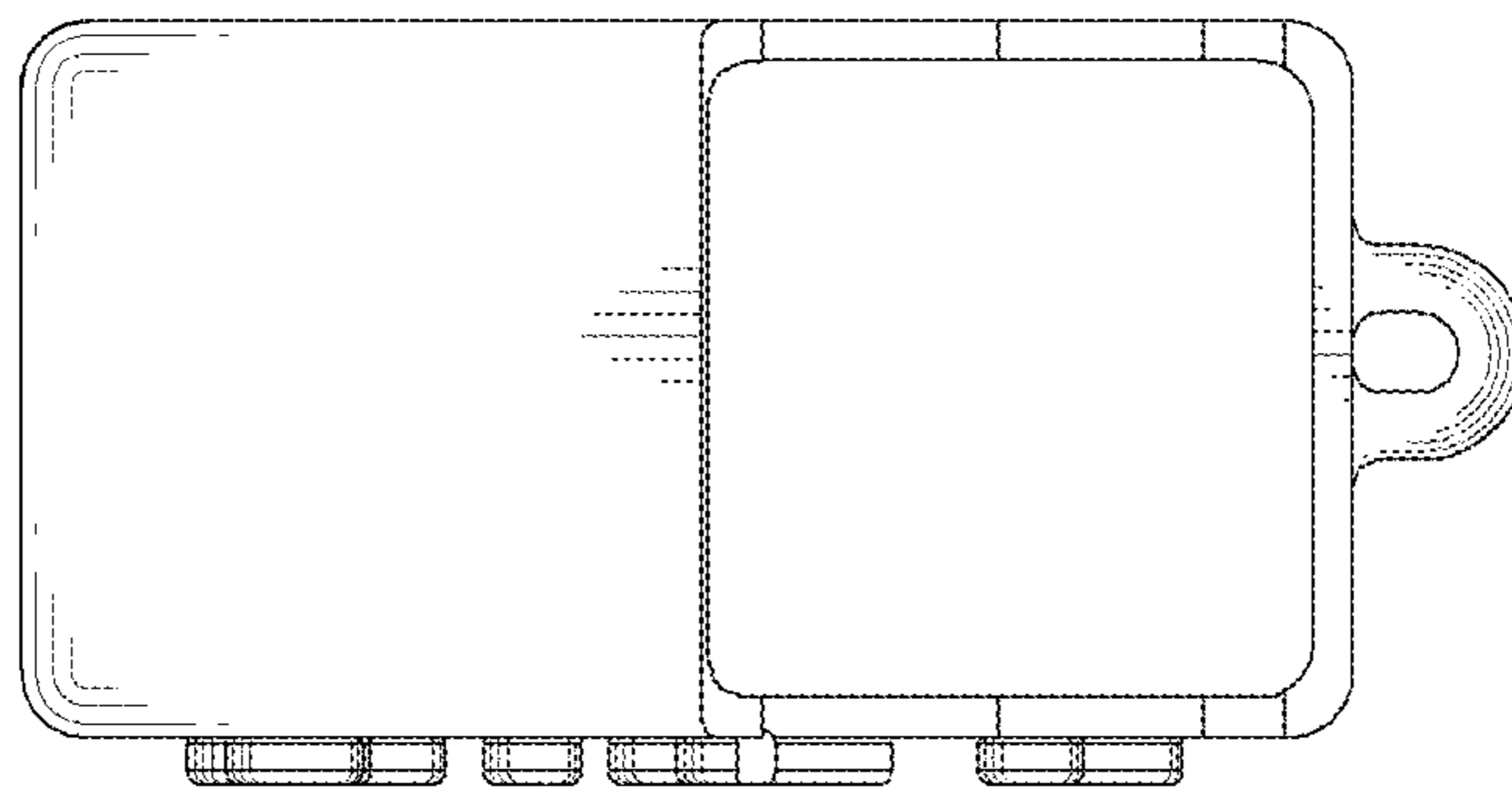


FIG. 7

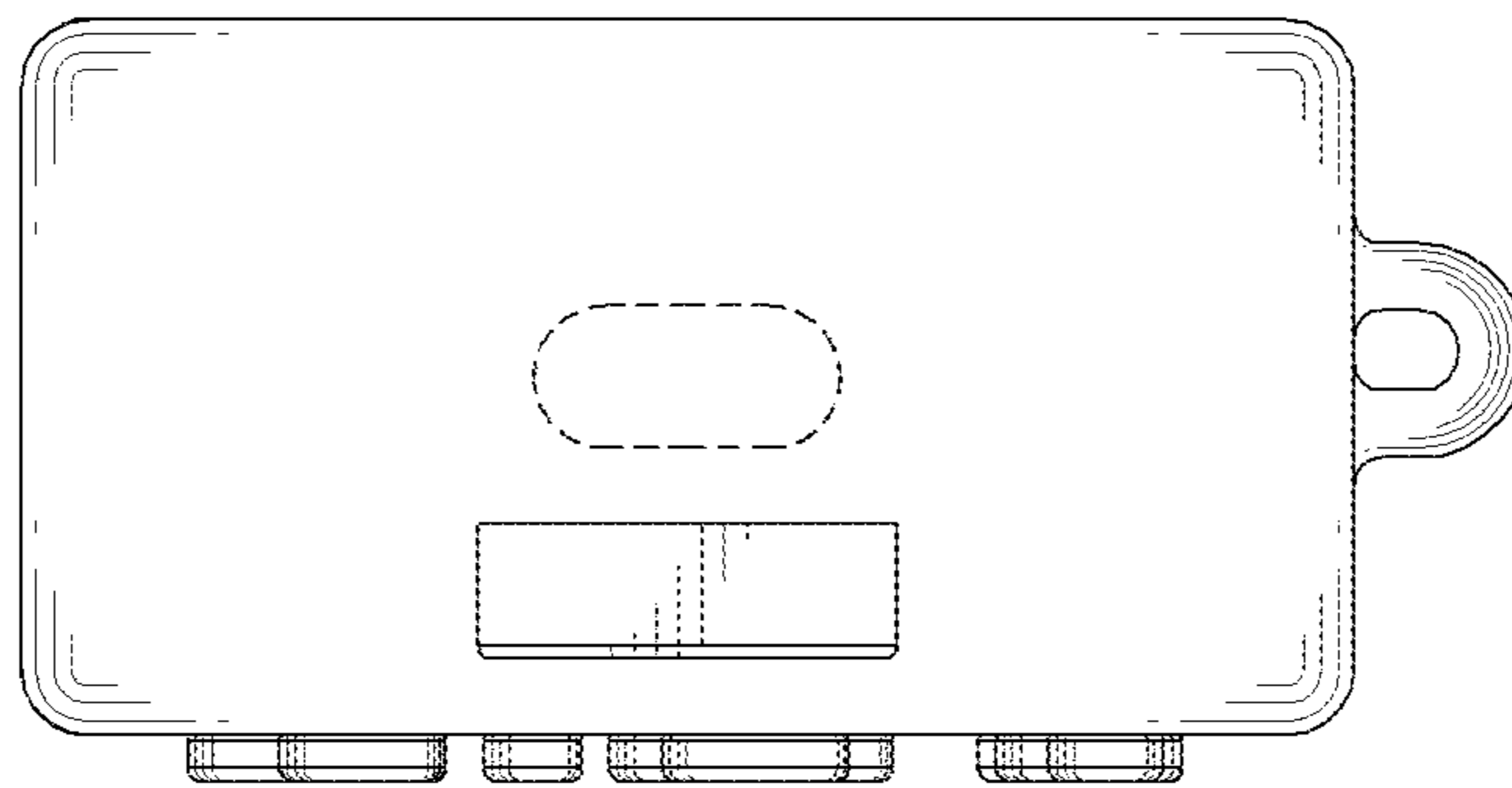




FIG. 8

