



US00D881553S

(12) **United States Design Patent**  
**Natsume et al.**

(10) **Patent No.:** **US D881,553 S**  
(45) **Date of Patent:** **\*\* Apr. 21, 2020**

- (54) **STRAP YOKE**
- (71) Applicant: **MAGIC LEAP, INC.**, Plantation, FL (US)
- (72) Inventors: **Shigeru Natsume**, Weston, FL (US); **Haney Awad**, Fort Lauderdale, FL (US); **Bradley Fraser**, Miami Beach, FL (US); **William Wheeler**, Fort Lauderdale, FL (US); **Masamune Kaji**, Plantation, FL (US); **Sebastian Gonzalo Arrieta Gunther**, Fort Lauderdale, FL (US)
- (73) Assignee: **MAGIC LEAP, INC.**, Plantation, FL (US)
- (\*\*) Term: **15 Years**
- (21) Appl. No.: **29/650,954**
- (22) Filed: **Jun. 11, 2018**
- (51) **LOC (12) Cl.** ..... **03-01**
- (52) **U.S. Cl.**  
USPC ..... **D3/215**
- (58) **Field of Classification Search**  
USPC ..... D3/207-212, 215, 218-219, 228, 229; 224/258, 268, 910; D11/3, 7; D32/53, D32/53.1, 54; 70/457-458; 24/115 G, 24/115 H, 129 R, 163 R, 169-171, 173, 24/598.2, 3.6, 3.13; 119/792, 799, 816; 54/34; 63/21  
CPC ..... A01K 1/00; A01K 1/064; A01K 27/002; A01K 15/04  
See application file for complete search history.

- 2,297,661 A \* 9/1942 Okun ..... A44B 15/00 24/3.13
- 2,356,209 A \* 8/1944 Brillhart ..... G10G 5/005 224/258
- 2,650,400 A \* 9/1953 Kellems ..... H01B 17/22 24/115 H
- D418,774 S \* 1/2000 Kalbach ..... D11/26
- D819,957 S \* 6/2018 Fina ..... D3/207
- D822,300 S \* 7/2018 Lundquist ..... D3/215

**OTHER PUBLICATIONS**

Yoke End, Adjustable, Steel, 3/4-16, Grainger.com, 1994-2019 (2 Pages).\*

Notice of Allowance for U.S. Appl. No. 29/650,959 dated Jan. 17, 2020.

\* cited by examiner

*Primary Examiner* — Catherine R Oliver-Garcia  
(74) *Attorney, Agent, or Firm* — Vista IP Law Group LLP

(57) **CLAIM**

We claim the ornamental design for a strap yoke, as shown and described.

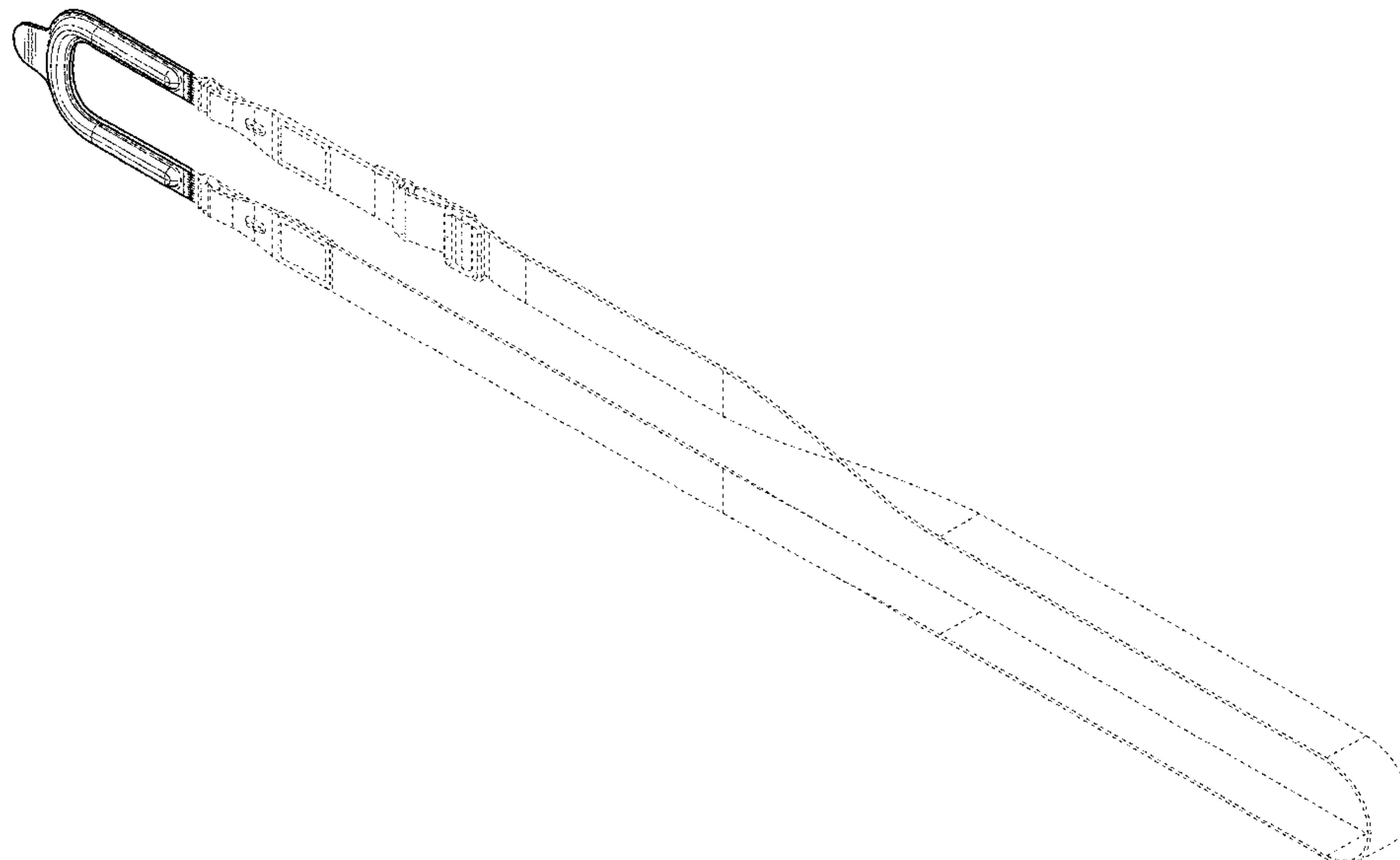
**DESCRIPTION**

FIG. 1 is a left rear perspective view of a strap yoke showing our design;  
FIG. 2 is a left view thereof;  
FIG. 3 is a right view thereof;  
FIG. 4 is a front view thereof;  
FIG. 5 is a rear view thereof;  
FIG. 6 is a top view thereof; and,  
FIG. 7 is a bottom view thereof.  
The broken lines shown in the figures show portions of the strap yoke and a strap that form no part of the claimed design.

**1 Claim, 7 Drawing Sheets**

(56) **References Cited**  
U.S. PATENT DOCUMENTS

- 677,831 A \* 7/1901 Whiting ..... A01K 27/002 119/792
- 2,218,932 A \* 10/1940 Collins ..... A44B 15/00 24/3.6



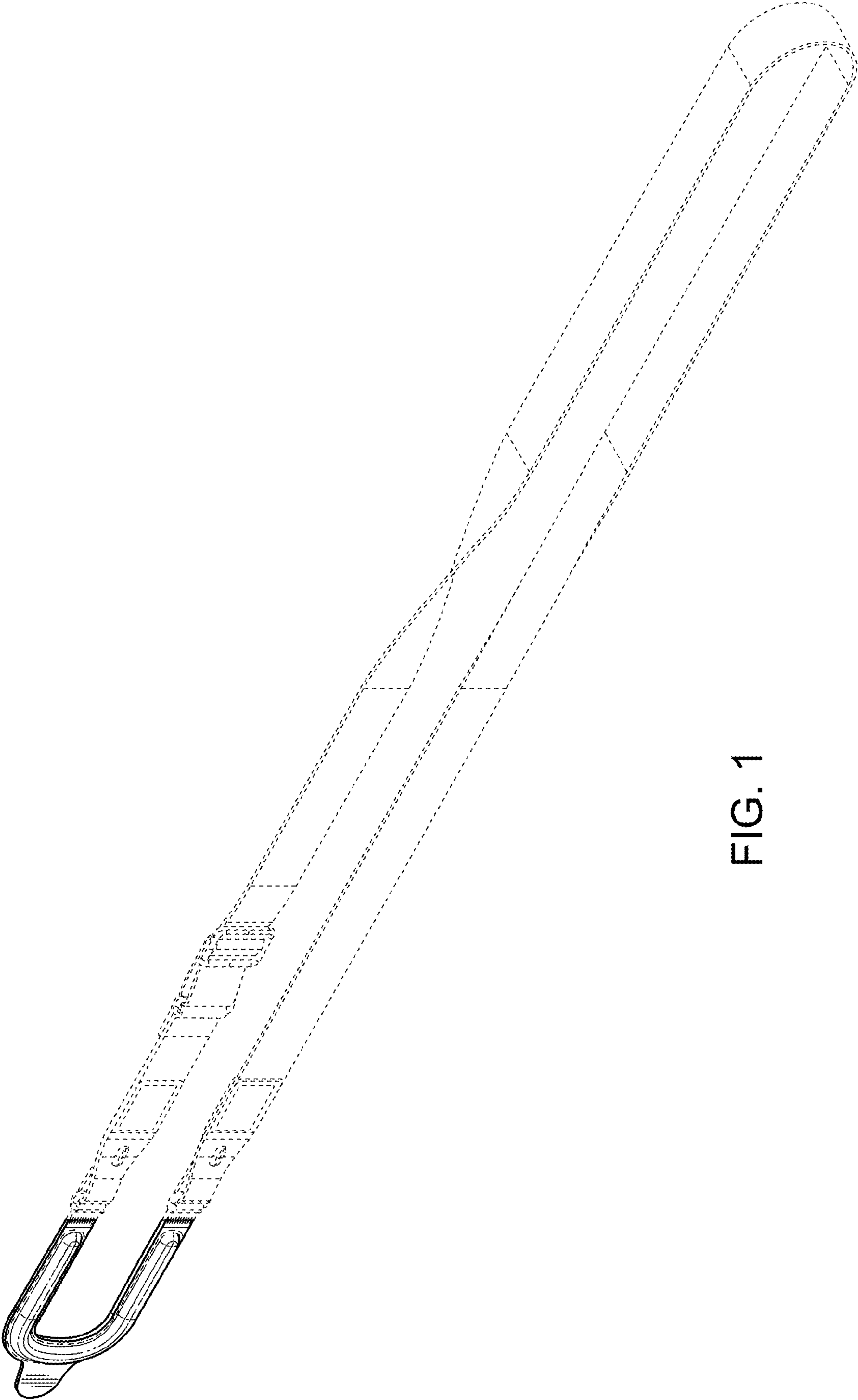


FIG. 1

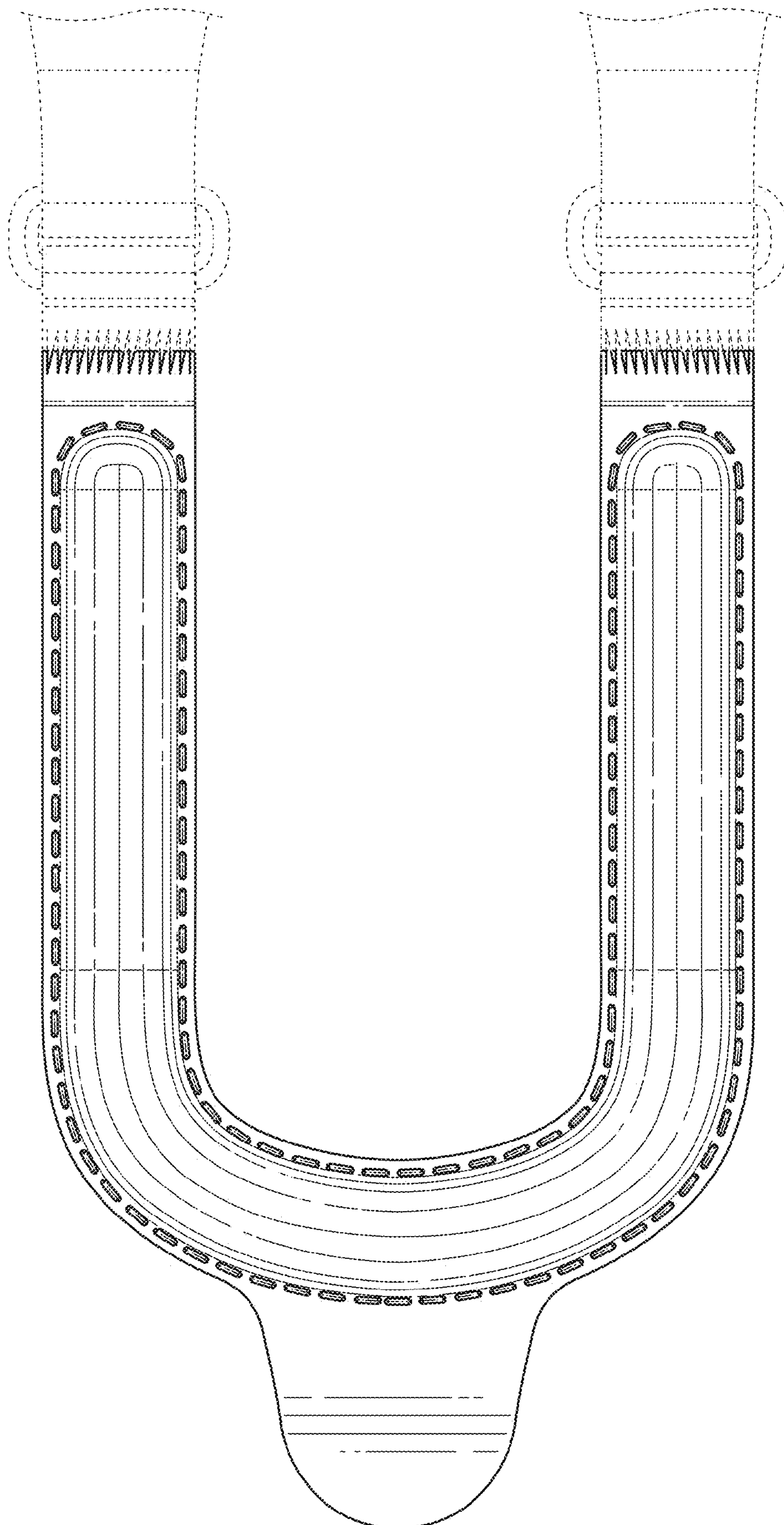


FIG. 2

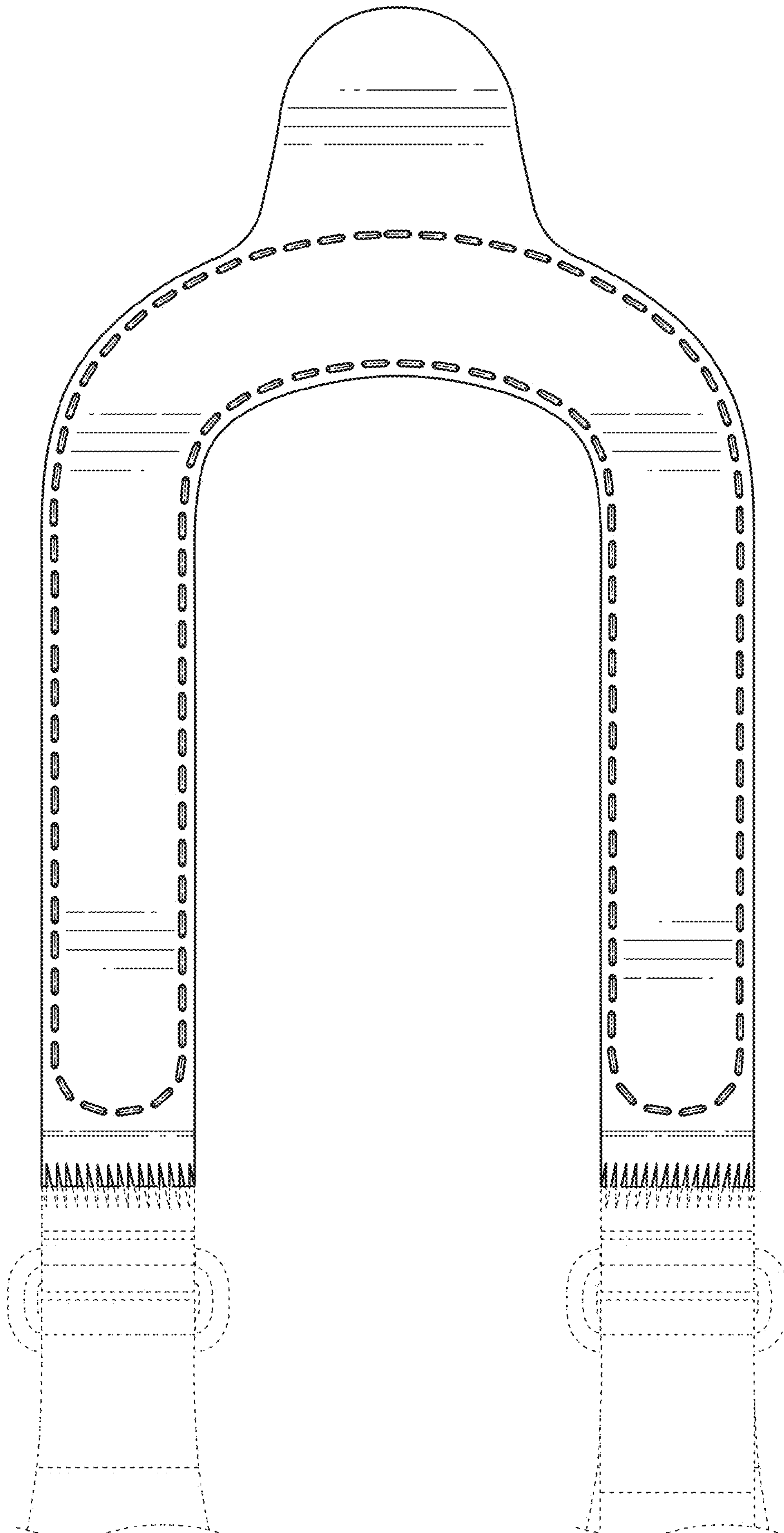


FIG. 3






FIG. 4

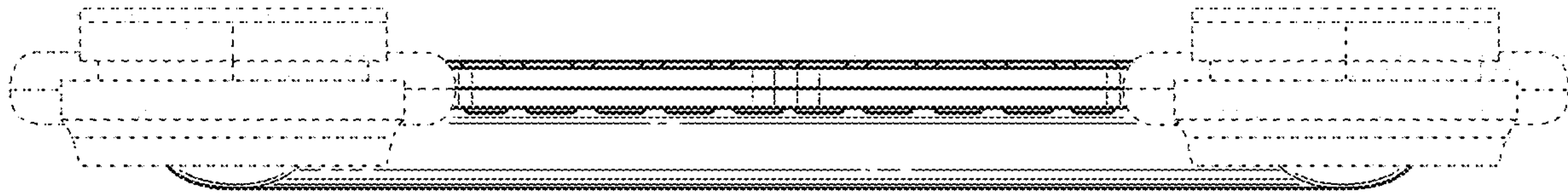


FIG. 5

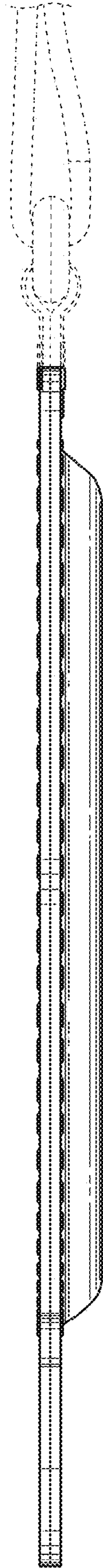


FIG. 6




FIG. 7