



US00D881535S

(12) **United States Design Patent**
Tæstensen et al.

(10) **Patent No.:** **US D881,535 S**

(45) **Date of Patent:** **** Apr. 21, 2020**

(54) **SOLE FOR FOOTWEAR**

(71) Applicant: **ECCO Sko A/S**, Bredebro (DK)

(72) Inventors: **Niki Tæstensen**, Flensburg (DE);
Savino Paolo Bove, Biel (CH)

(73) Assignee: **ECCO Sko A/S**, Bredebro (DK)

(**) Term: **15 Years**

(21) Appl. No.: **29/634,755**

(22) Filed: **Jan. 24, 2018**

(51) **LOC (12) Cl.** **02-04**

(52) **U.S. Cl.**
USPC **D2/947; D2/960**

(58) **Field of Classification Search**
USPC D2/902, 906, 908, 916, 918, 925,
D2/946-962, 977; 36/3 B, 22 R, 24.5,
36/25 R, 28, 32 R, 34 R, 59 C, 67 A, 103
CPC A43B 13/00; A43B 13/02; A43B 13/023;
A43B 13/026; A43B 13/04; A43B 13/08;
A43B 13/10; A43B 13/12; A43B 13/14;
A43B 13/141; A43B 13/143; A43B
13/16; A43B 13/18; A43B 13/181; A43B
13/187; A43B 13/189; A43B 13/20; A43B
13/22; A43B 13/223; A43B 13/24; A43B
13/28; A43B 13/30; A43B 13/32; A43B
13/34; A43B 13/36

See application file for complete search history.

(56) **References Cited**

U.S. PATENT DOCUMENTS

D268,221 S *	3/1983	Argyropoulos	D2/950
D268,299 S *	3/1983	Argyropoulos	D2/960
D398,747 S *	9/1998	Rohrbach	D2/954
D424,286 S *	5/2000	Berend	D2/951
D794,293 S *	8/2017	Robusti	D2/954
D794,294 S *	8/2017	Robusti	D2/954

D796,803 S *	9/2017	Nethongkome	D2/947
D798,556 S *	10/2017	Sullivan	D2/947
D798,560 S *	10/2017	Galway	D2/953
D801,650 S *	11/2017	Nykreim	A43B 3/0036
				D2/947
D816,956 S *	5/2018	Sokol	D2/947
D829,420 S *	10/2018	McWee	D2/947
D829,421 S *	10/2018	Pope	D2/947
D829,422 S *	10/2018	Rathburn	D2/947
D829,423 S *	10/2018	Robusti	D2/947
D834,797 S *	12/2018	Rathburn	D2/947
D834,798 S *	12/2018	Rathburn	D2/947
D834,799 S *	12/2018	Rathburn	D2/947
D839,564 S *	2/2019	McMillan	D2/947
D839,565 S *	2/2019	Petrie	D2/947

(Continued)

Primary Examiner — T Chase Nelson

(74) *Attorney, Agent, or Firm* — Finnegan, Henderson,
Farabow, Garrett & Dunner LLP

(57) **CLAIM**

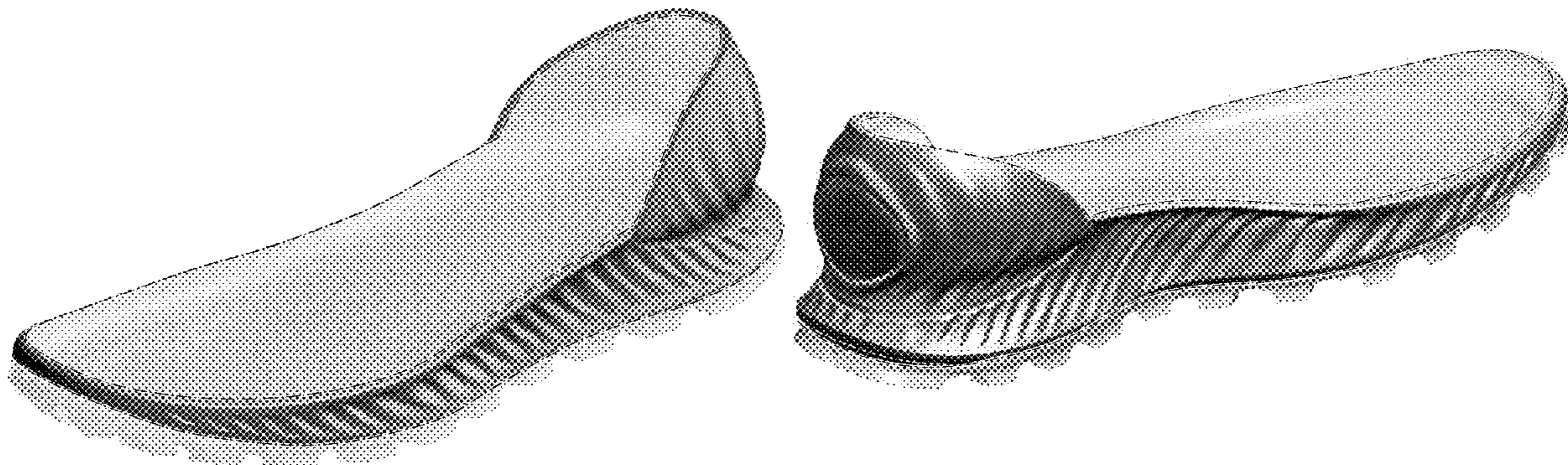
The ornamental design for a sole for footwear, as shown and described.

DESCRIPTION

FIG. 1 is a top front, right perspective view of a sole for footwear showing my new design;
FIG. 2 is a top rear, left perspective view thereof;
FIG. 3 is a front elevation view thereof;
FIG. 4 is a rear elevation view thereof;
FIG. 5 is a left side elevation view thereof;
FIG. 6 is a right side elevation view thereof;
FIG. 7 is a top plan view thereof; and,
FIG. 8 is a bottom plan view thereof, shown in a lighter contrast indicating that the bottom in its entirety forms no part of the claimed design.

The broken lines of uneven length illustrate the boundary of the claimed design and form no part thereof. The portions of FIGS. 1 through 7, and FIG. 8 in its entirety, shown in lighter contrast form no part of the claimed design.

1 Claim, 8 Drawing Sheets



(56)

References Cited

U.S. PATENT DOCUMENTS

10,238,173 B2 * 3/2019 Ngene A43B 13/04
D844,954 S * 4/2019 Sokol D2/947
D848,126 S * 5/2019 Rhu D2/947
D854,795 S * 7/2019 Hatfield D2/947
D859,797 S * 9/2019 Chanthavong D2/947
2018/0110292 A1 * 4/2018 Beers A43B 3/0036

* cited by examiner



FIG. 1




FIG. 2




FIG. 3




FIG. 4




FIG. 5




FIG. 6




FIG. 7



FIG. 8