



US00D881513S

(12) **United States Design Patent**
Hong

(10) **Patent No.:** **US D881,513 S**
(45) **Date of Patent:** **** Apr. 21, 2020**

(54) **UTILITY GLOVE**

DESCRIPTION

- (71) Applicant: **Jin K. Hong**, Bellflower, CA (US)
- (72) Inventor: **Jin K. Hong**, Bellflower, CA (US)
- (73) Assignee: **PRIMAX MANUFACTURING & TRADING, INC.**, La Mirada, CA (US)
- (**) Term: **15 Years**
- (21) Appl. No.: **29/659,043**
- (22) Filed: **Aug. 6, 2018**
- (51) **LOC (12) Cl.** **02-06**
- (52) **U.S. Cl.**
USPC **D2/617**
- (58) **Field of Classification Search**
USPC D2/617, 619; D29/113, 117.1, 117.2, D29/120.1

(Continued)

(56) **References Cited**

U.S. PATENT DOCUMENTS

- D57,279 S 3/1921 Seely
- 1,649,074 A 11/1927 Palicki

(Continued)

OTHER PUBLICATIONS

Black Stallion BM88 gloves, posted at suncoastprosupplies.com, posting date not given, [online], [site visited Nov. 21, 2019]. Available from Internet, URL: <https://suncoastprosupplies.com/products/revco-bm88-gloves?variant=25539442901056> (Year: 2019).*

(Continued)

Primary Examiner — George D. Kirschbaum
Assistant Examiner — Maria J Edwards
(74) *Attorney, Agent, or Firm* — Kenneth L. Green;
Averill & Green

(57) **CLAIM**

The ornamental design for a utility glove, as shown and described.

The patent or application file contains a least one drawing executed in color. Copies of this patent or patent application publication with color drawing(s) will be provided by the Office upon request and payment of the necessary fee.
FIG. 1 is a top view of a left hand utility glove showing my new design, a right hand utility glove being a mirror image thereof.

FIG. 2 is a bottom view of the left hand utility glove showing my new design, the right hand utility glove being a mirror image thereof.

FIG. 3 is a first right side view of the left hand utility glove showing my new design with fingers raised, the right hand utility glove being a mirror image thereof.

FIG. 4 is a second right side view of the left hand utility glove showing my new design with fingers relaxed, the right hand utility glove being a mirror image thereof.

FIG. 5 is a third right side view of the left hand utility glove showing my new design with fingers lowered, the right hand utility glove being a mirror image thereof.

FIG. 6 is a right side and top view of the left hand utility glove showing my new design, the right hand utility glove being a mirror image thereof.

FIG. 7 is a left side view of the left hand utility glove showing my new design, the right hand utility glove being a mirror image thereof.

FIG. 8 is a left side and top view of the left hand utility glove showing my new design, the right hand utility glove being a mirror image thereof.

FIG. 9 is a second right side and top view of the left hand utility glove showing my new design, the right hand utility glove being a mirror image thereof.

FIG. 10 is a front perspective view of the left hand utility glove showing my new design, the right hand utility glove being a mirror image thereof.

FIG. 11 is a top and front perspective view of the left hand utility glove showing my new design, the right hand utility glove being a mirror image thereof.

FIG. 12 is a top and rear perspective view of the left hand utility glove showing my new design, the right hand utility glove being a mirror image thereof; and,

(Continued)





FIG. 13 is a bottom view of the left hand utility glove with the thumb folded away from the palm showing my new design, the right hand utility glove being a mirror image thereof.

**1 Claim, 6 Drawing Sheets
(6 of 6 Drawing Sheet(s) Filed in Color)**

(58) **Field of Classification Search**
CPC A41D 19/00; A41D 19/0048
See application file for complete search history.

(56) **References Cited**

U.S. PATENT DOCUMENTS

1,809,877	A	6/1931	Wells	
1,934,332	A	11/1933	Skinner	
2,041,201	A	5/1936	Neback	
2,295,507	A *	9/1942	Wells, Jr.	A41D 19/015 2/161.6
2,378,773	A *	6/1945	Hurt	A41D 19/0055 2/162
2,425,129	A *	8/1947	Seidel	A41D 19/02 2/161.6
2,448,697	A	9/1948	Bakke	
2,787,236	A *	4/1957	Welch	G08B 5/004 359/517
3,251,067	A	5/1966	Shmikler	
3,548,413	A	12/1970	Jackson	
D315,427	S *	3/1991	Lavell	D29/117.1
D338,742	S	8/1993	Cherepanov	
5,369,806	A	12/1994	Chan	
D372,112	S	7/1996	Garneau	
D501,066	S *	1/2005	Geng	D2/618
D632,441	S	2/2011	Hong	
D650,967	S *	12/2011	Hanada	D2/617
D651,358	S	12/2011	Bulan	

D654,657	S *	2/2012	Ramos	D2/617
D696,467	S	12/2013	Nelson	
D771,902	S *	11/2016	Votel	D2/617
D804,103	S *	11/2017	Wong	D29/117.1
D804,104	S *	11/2017	Wong	D29/117.1
D824,598	S *	7/2018	Wong	D29/117.1
10,413,003	B2 *	9/2019	Kimbrough	A41D 19/01529
D866,871	S *	11/2019	Hong	D29/117.1
2004/0210981	A1	10/2004	Jang	
2005/0010990	A1	1/2005	Jang	
2009/0089915	A1 *	4/2009	Franke	A41D 19/0006 2/161.8
2018/0352881	A1 *	12/2018	Kimbrough	A41D 19/01529

OTHER PUBLICATIONS

Caiman-gloves-tig, posted at zoro.com, posting date not given, [online], [site visited Nov. 21, 2019]. Available from Internet, URL: <https://www.zoro.com/caiman-gloves-tig-size-1-12-12-1-pr-1540-5/i/G2152046/> (Year: 2019).*

Hobart Welding gloves, posted at northerntool.com, posting date not given, [online], [site visited Nov. 21, 2019]. Available from Internet, URL: https://www.northerntool.com/shop/tools/product_200343415_200343415 (Year: 2019).*

Miller tig-gloves-m00468, posted at millerwelds.com, posting date not given, [online], [site visited Nov. 21, 2019]. Available from Internet, URL: <https://www.millerwelds.com/safety/gloves/tig-gloves-m00468#!/> (Year: 2019).*

Saclo welding gloves, posted at motowears.com, posting date not given, [online], [site visited Nov. 21, 2019]. Available from Internet, URL: http://www.motowears.com/index.php?route=product/product&path=523_547_555&product_id=5339 (Year: 2019).*

Steiner mega mig, posted at steinerindustries.com, no posting date, [online], [site visited Nov. 21, 2019]. Available on URL: <https://steinerindustries.com/mig-welding/product/steiner-0215-megamig-premium-heavyweight-grain-goatskin-with-split-cowhide-back-mig-welding-gloves-cotton-lined-long-cuff> (Year: 2019).*

* cited by examiner

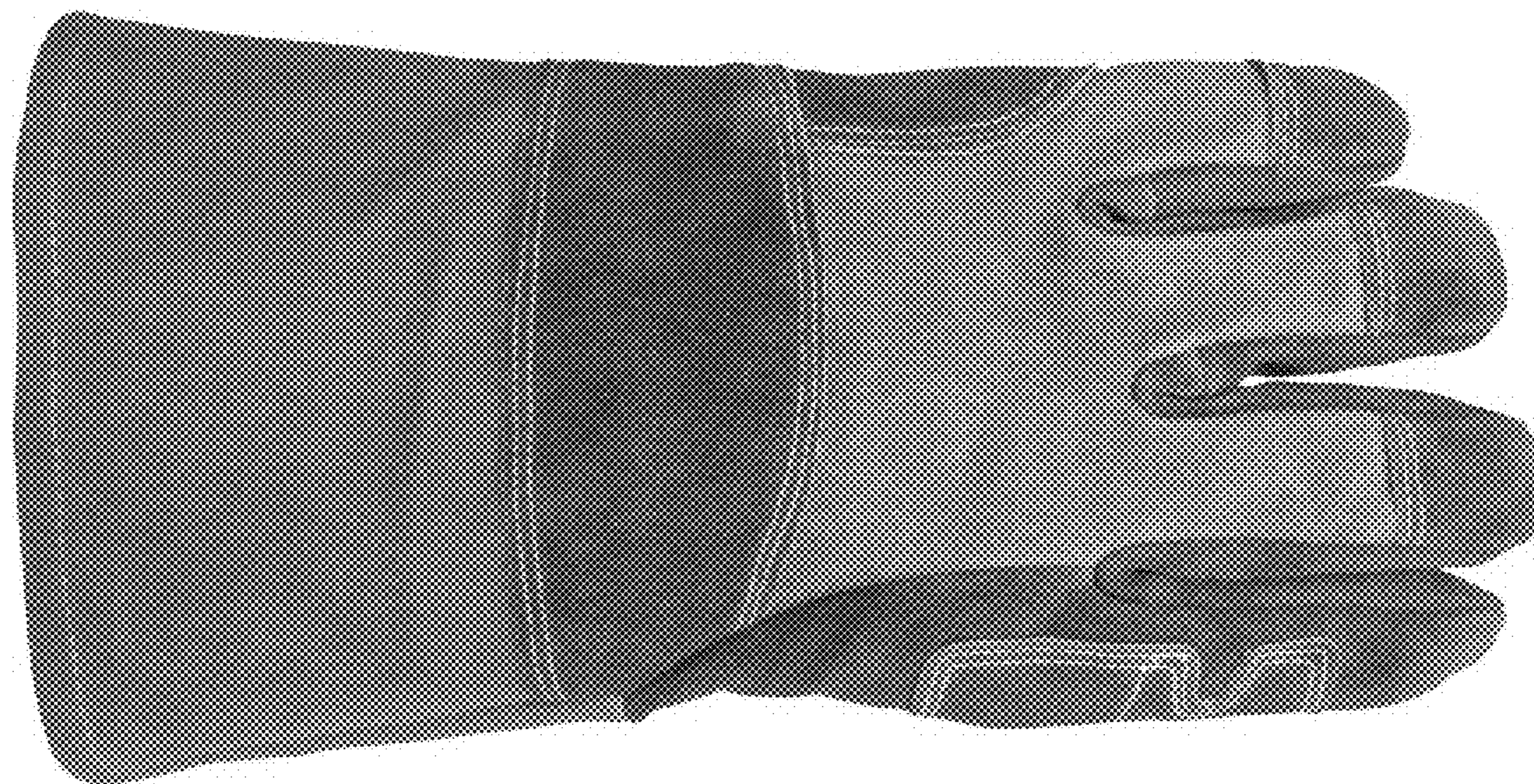


FIG. 1




FIG. 2



FIG. 3



FIG. 4




FIG. 5

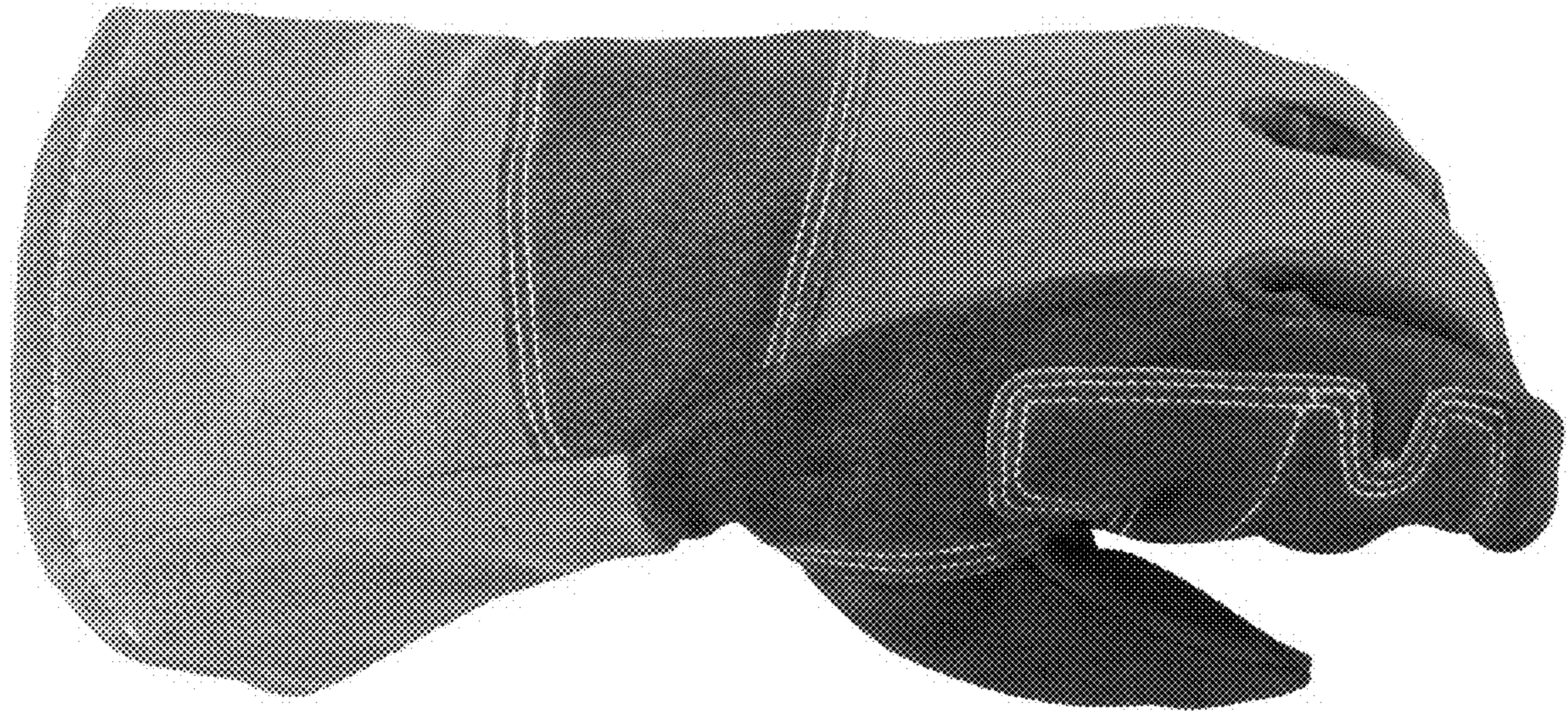


FIG. 6




FIG. 7



FIG. 8



FIG. 9

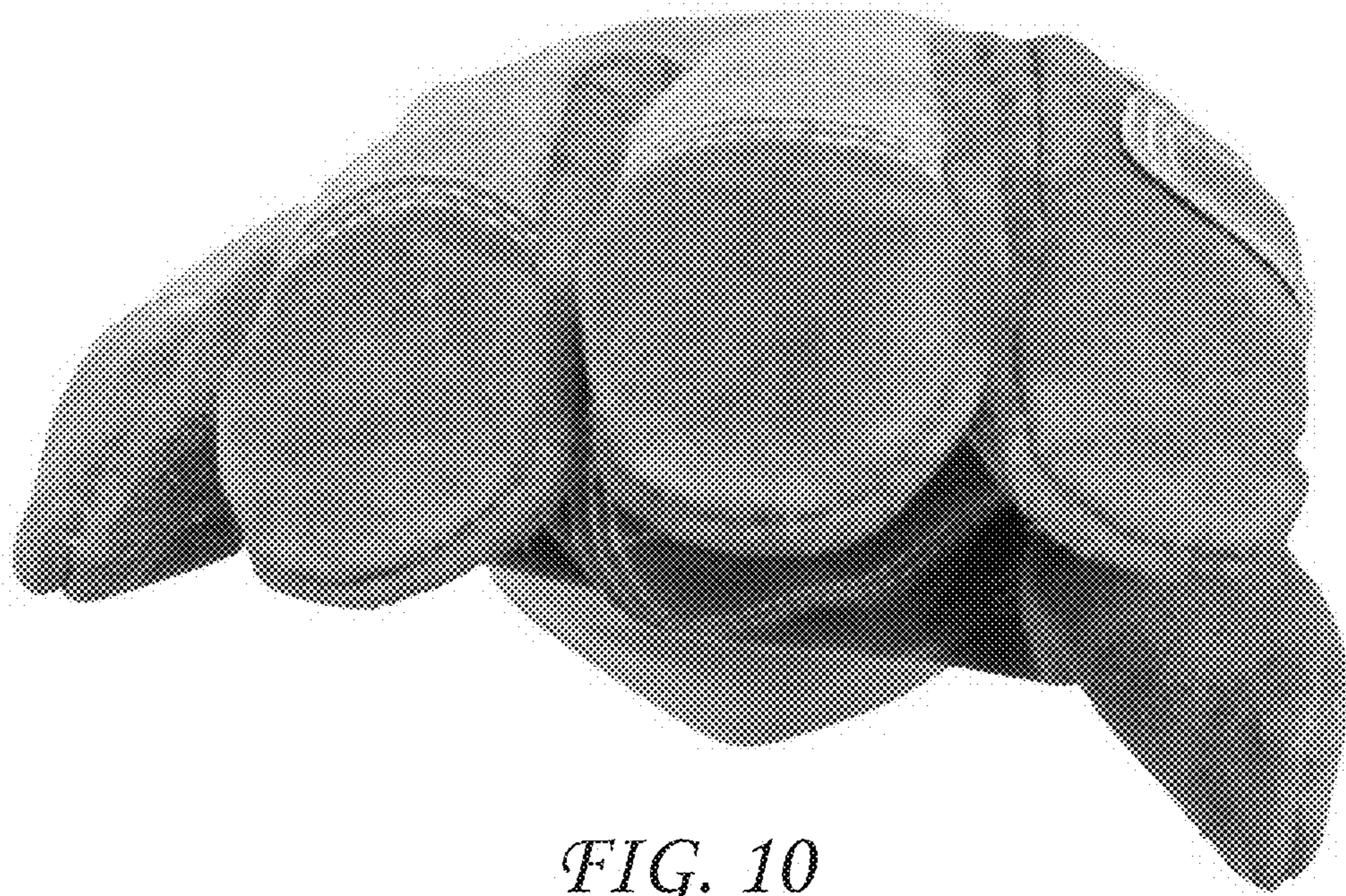


FIG. 10



FIG. 11




FIG. 12



FIG. 13