



US00D881500S

(12) **United States Design Patent** (10) **Patent No.:** **US D881,500 S**
Melvin et al. (45) **Date of Patent:** **** Apr. 14, 2020**

(54) **FORK LIFT FORK**

(71) Applicant: **Arrow Acquisition, LLC**, Lenexa, KS (US)

(72) Inventors: **Terrence S. Melvin**, Overland Park, KS (US); **Ross T. Gault**, Olathe, KS (US)

(73) Assignee: **Arrow Acquisition, LLC**, Lenexa, KS (US)

(**) Term: **15 Years**

(21) Appl. No.: **29/629,705**

(22) Filed: **Dec. 14, 2017**

(51) **LOC (12) Cl.** **12-05**

(52) **U.S. Cl.**
USPC **D34/35**

(58) **Field of Classification Search**
USPC D34/28-38; 187/222-227, 237, 233;
414/642, 785, 667, 631, 685; 177/136,
177/139, 141

(Continued)

(56) **References Cited**

U.S. PATENT DOCUMENTS

3,528,580 A 9/1970 Carliss
D262,614 S 1/1982 Helgesson

(Continued)

FOREIGN PATENT DOCUMENTS

WO DM/091 570 7/2016

Primary Examiner — Cynthia Ramirez

Assistant Examiner — Gino Colan

(74) *Attorney, Agent, or Firm* — Husch Blackwell LLP

(57) **CLAIM**

The ornamental design for a fork lift fork, as shown and described.

DESCRIPTION

FIG. 1 is a left side view of a first embodiment of a fork lift fork showing our new design;

FIG. 2 is a top view of the first embodiment of the fork lift fork of FIG. 1;

FIG. 3 is a front view of the first embodiment of the fork lift fork of FIG. 1;

FIG. 4 is a rear view of the first embodiment of the fork lift fork of FIG. 1;

FIG. 5 is a bottom view of the first embodiment of the fork lift fork of FIG. 1;

FIG. 6 is a right side view of the first embodiment of the fork lift fork of FIG. 1;

FIG. 7 is an enlarged view of the first embodiment of the fork lift fork of FIG. 1 showing the detail portion of the fork lift fork indicated in FIG. 1;

FIG. 8 is a left side view of a second embodiment of a fork lift fork showing our new design;

FIG. 9 is a top view of the second embodiment of the fork lift fork of FIG. 8;

FIG. 10 is a front view of the second embodiment of the fork lift fork of FIG. 8;

FIG. 11 is a rear view of the second embodiment of the fork lift fork of FIG. 8;

FIG. 12 is a bottom view of the second embodiment of the fork lift fork of FIG. 8;

FIG. 13 is a right side view of the second embodiment of the fork lift fork of FIG. 8;

FIG. 14 is an enlarged view of the second embodiment of the fork lift fork showing the detail portion of the fork lift fork indicated in FIG. 13;

FIG. 15 is a left side view of a third embodiment of a fork lift fork showing our new design;

FIG. 16 is a top view of the third embodiment of the fork lift fork of FIG. 15;

FIG. 17 is a front view of the third embodiment of the fork lift fork of FIG. 15;

FIG. 18 is a rear view of the third embodiment of the fork lift fork of FIG. 15;

FIG. 19 is a bottom view of the third embodiment of the fork lift fork of FIG. 15;

FIG. 20 is right side view of the third embodiment of the fork lift fork of FIG. 15;

FIG. 21 an enlarged view of the third embodiment of the fork lift fork of FIG. 15 showing the detail portion of the fork lift fork indicated in FIG. 15; and,

(Continued)

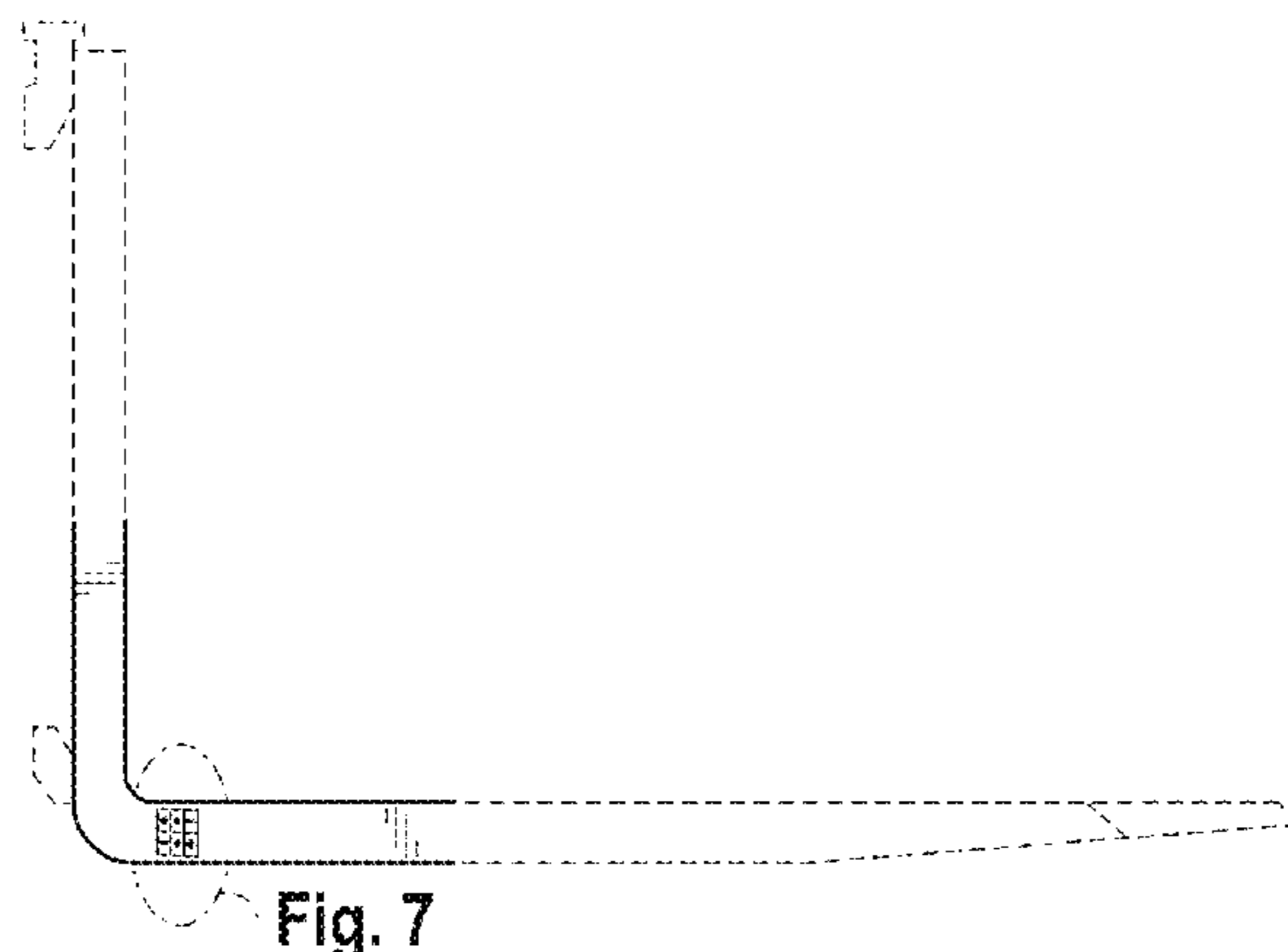


FIG. 22 is an enlarged view of the third embodiment of the fork lift fork of FIG. 1 showing the detail portion of the fork lift fork indicated in FIG. 20.

The broken lines in the figures illustrate unclaimed environment and form no part of the claimed design.

1 Claim, 7 Drawing Sheets

(58) **Field of Classification Search**

CPC .. B66F 9/12; B66F 9/085; B66F 9/142; B66F 9/143; B66F 17/003; B66F 9/07563; B66F 9/122; B66F 9/18; B66F 9/195; B62B 3/0618; B62B 2205/30

See application file for complete search history.

(56)

References Cited

U.S. PATENT DOCUMENTS

D298,146 S 10/1988 Glover
5,738,187 A 4/1998 Dammeyer et al.

6,182,797 B1 2/2001 Tebbe et al.
D464,785 S 10/2002 Gallagher
D465,242 S 11/2002 Yamanouchi et al.
6,641,357 B2 11/2003 Lindgren et al.
6,730,861 B1 5/2004 Simons
7,287,625 B1 10/2007 Harris
D599,974 S 9/2009 Old
D684,334 S 6/2013 Dickinson et al.
D749,289 S 2/2016 Richards
D789,017 S 6/2017 Melvin et al.
D789,018 S 6/2017 Melvin et al.
D789,646 S 6/2017 Melvin et al.
D789,647 S 6/2017 Melvin et al.
D794,898 S 8/2017 Melvin et al.
2002/0136627 A1 9/2002 Albertyn
2004/0005942 A1 1/2004 Wang
2005/0129494 A1 6/2005 Chandler et al.
2006/0285960 A1 12/2006 Hitchcock
2008/0310946 A1 12/2008 Allen
2009/0065308 A1 3/2009 Bolzoni
2013/0177374 A1 7/2013 Matti
2014/0246272 A1 9/2014 Szlezak

Fig. 2



Fig. 4



Fig. 1

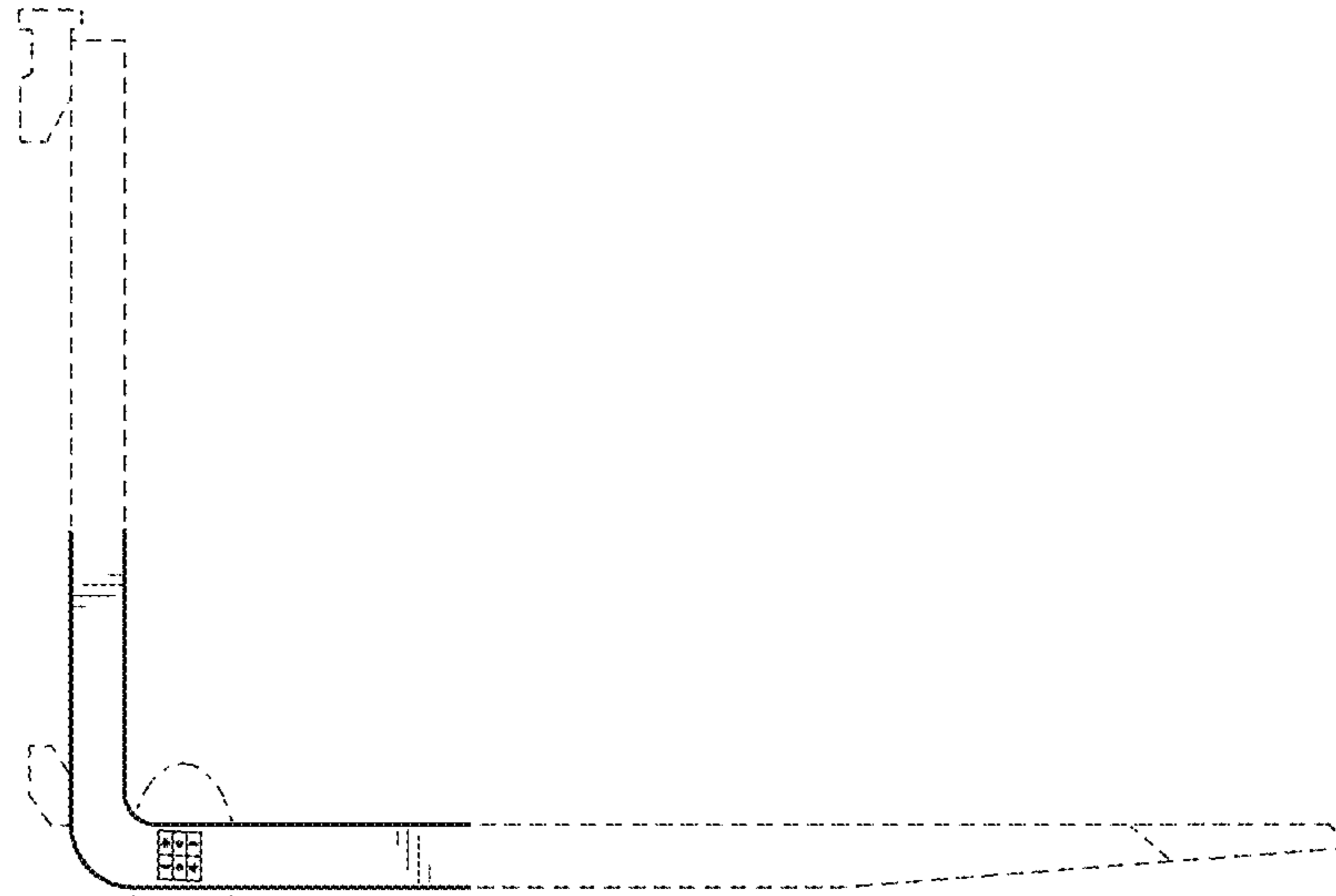


Fig. 3




Fig. 7

Fig. 5




Fig. 6




Fig. 7

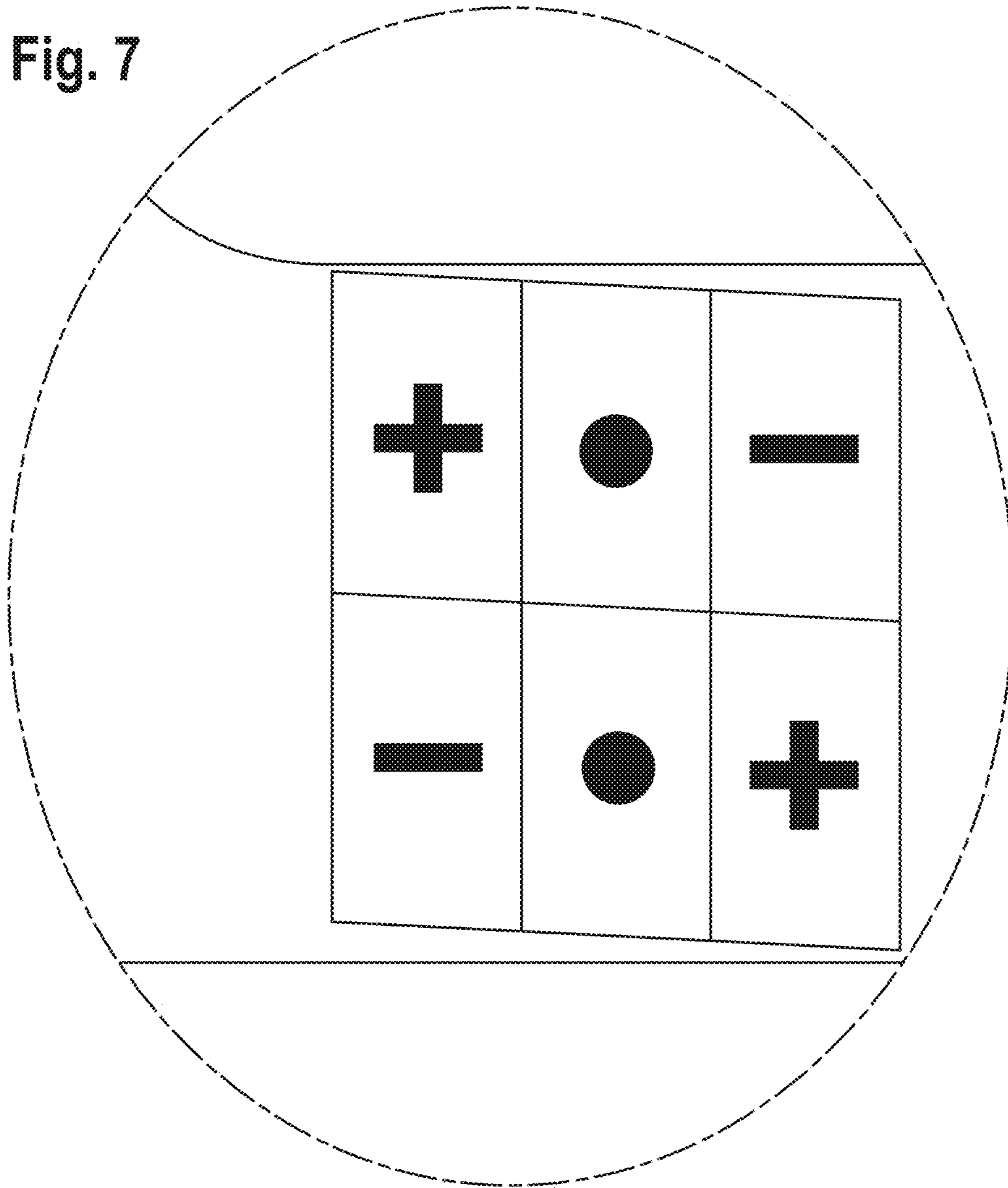


Fig. 9



Fig. 11



Fig. 8

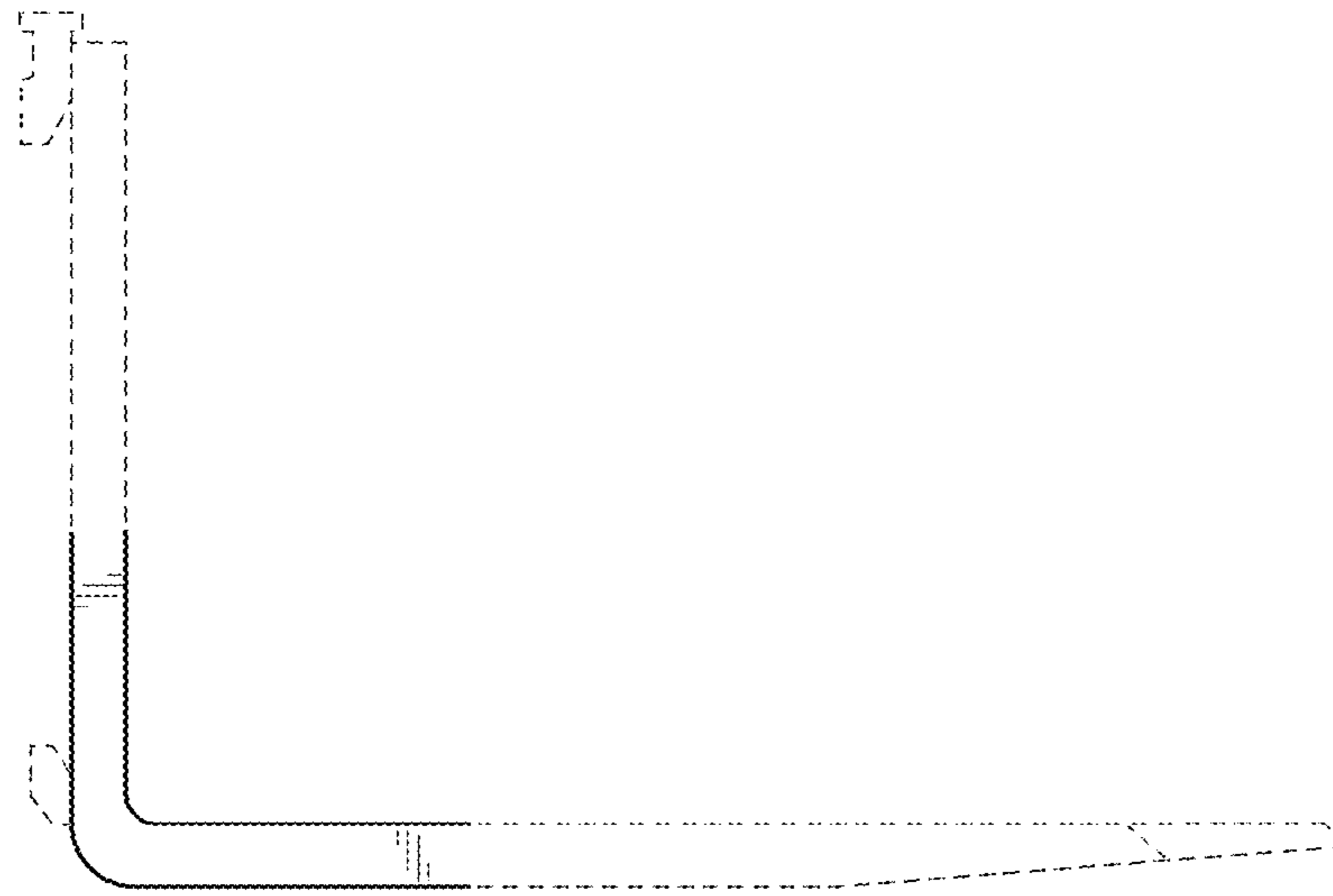


Fig. 10




Fig. 12



Fig. 13




Fig. 14

Fig. 14

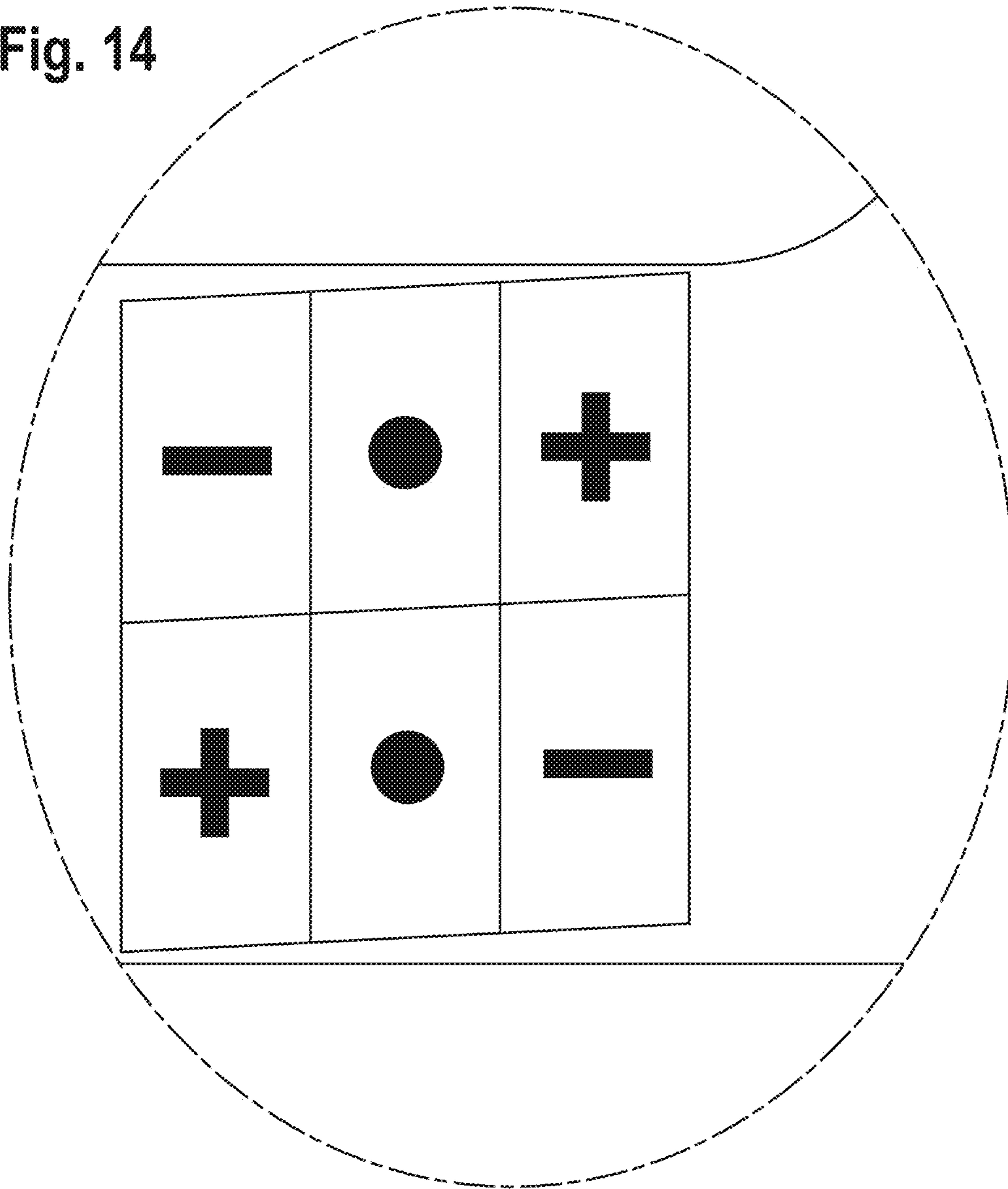


Fig. 16



Fig. 18



Fig. 15

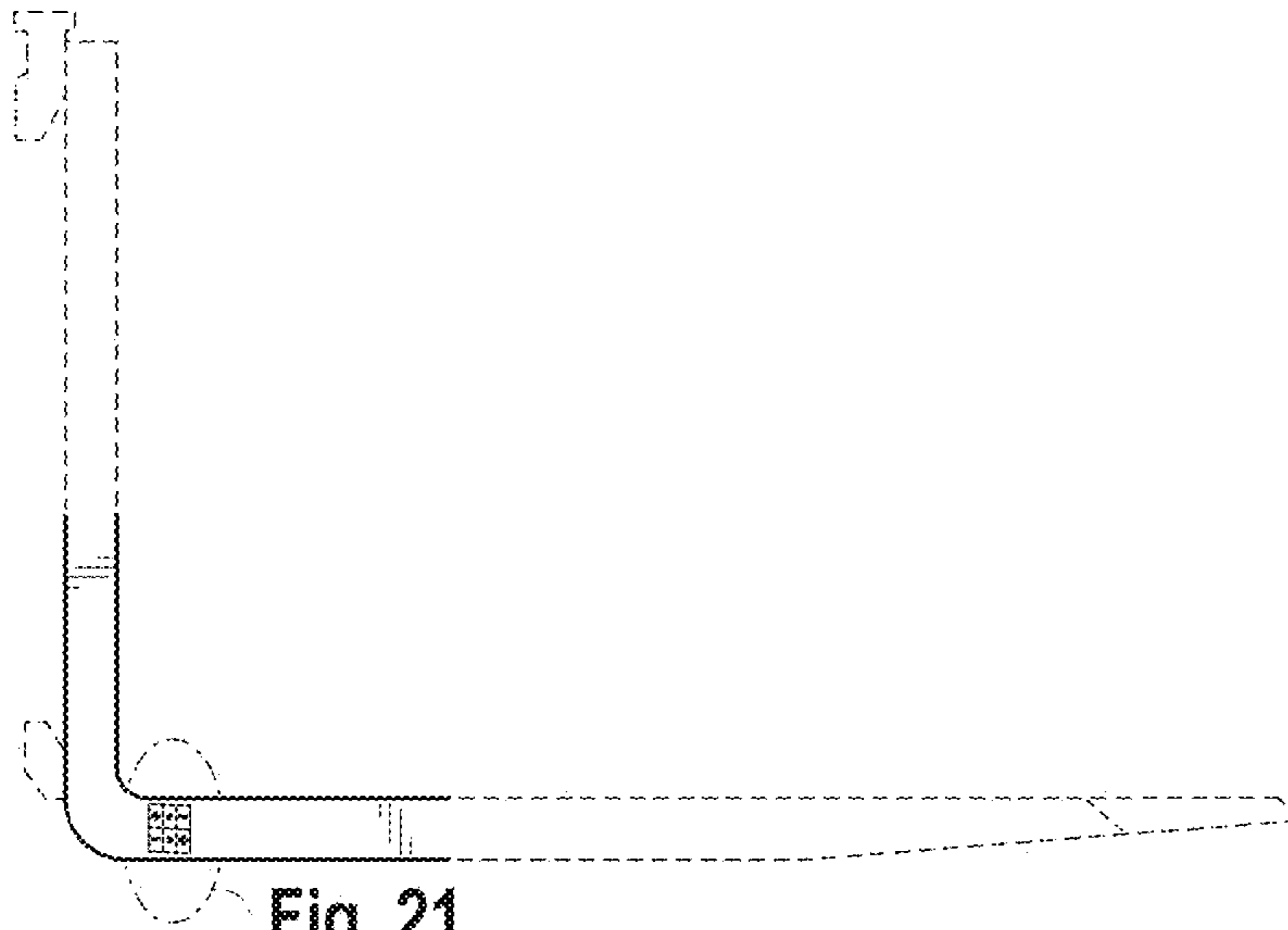


Fig. 17




Fig. 21

Fig. 19



Fig. 20

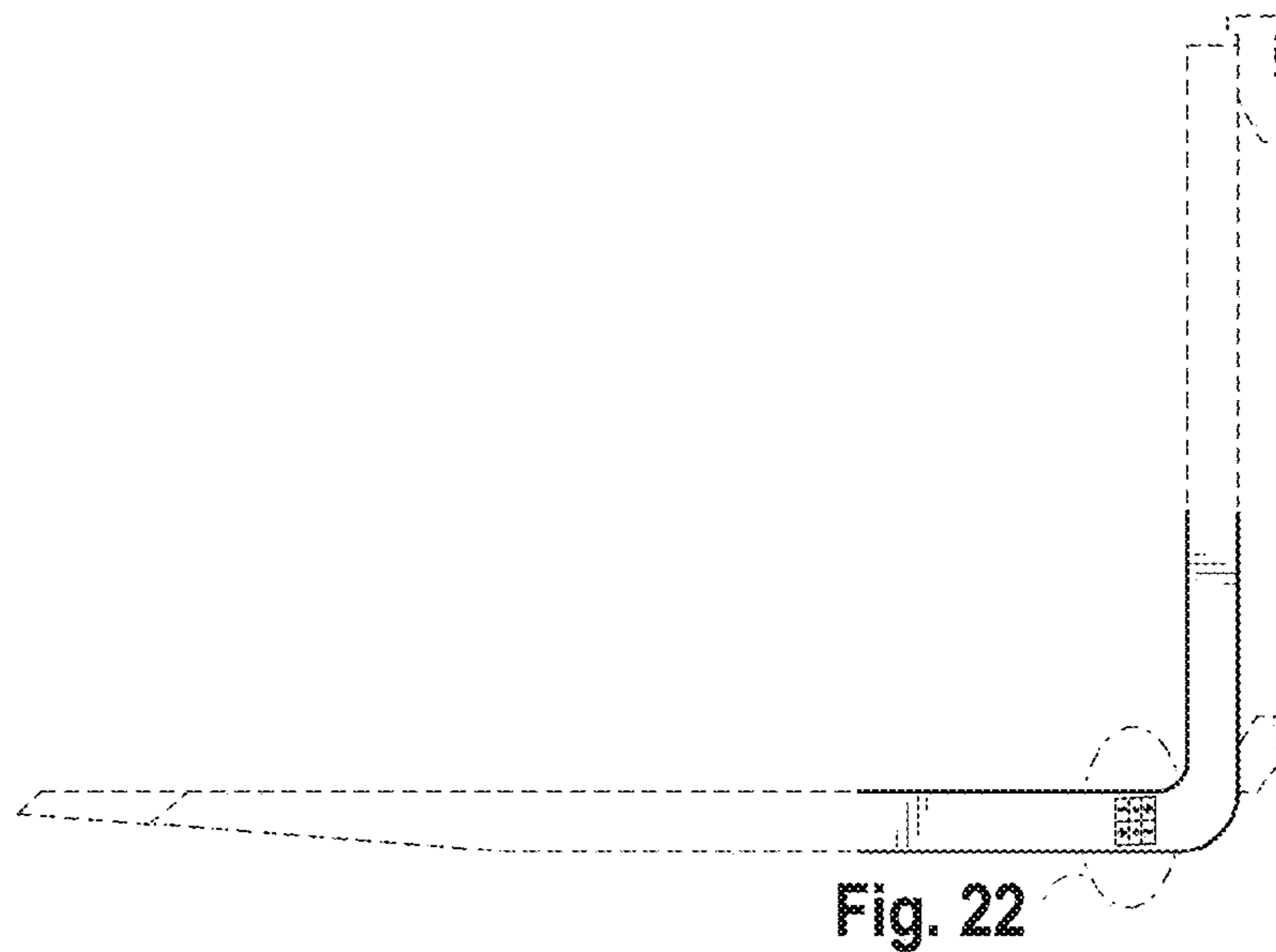


Fig. 22

Fig. 21

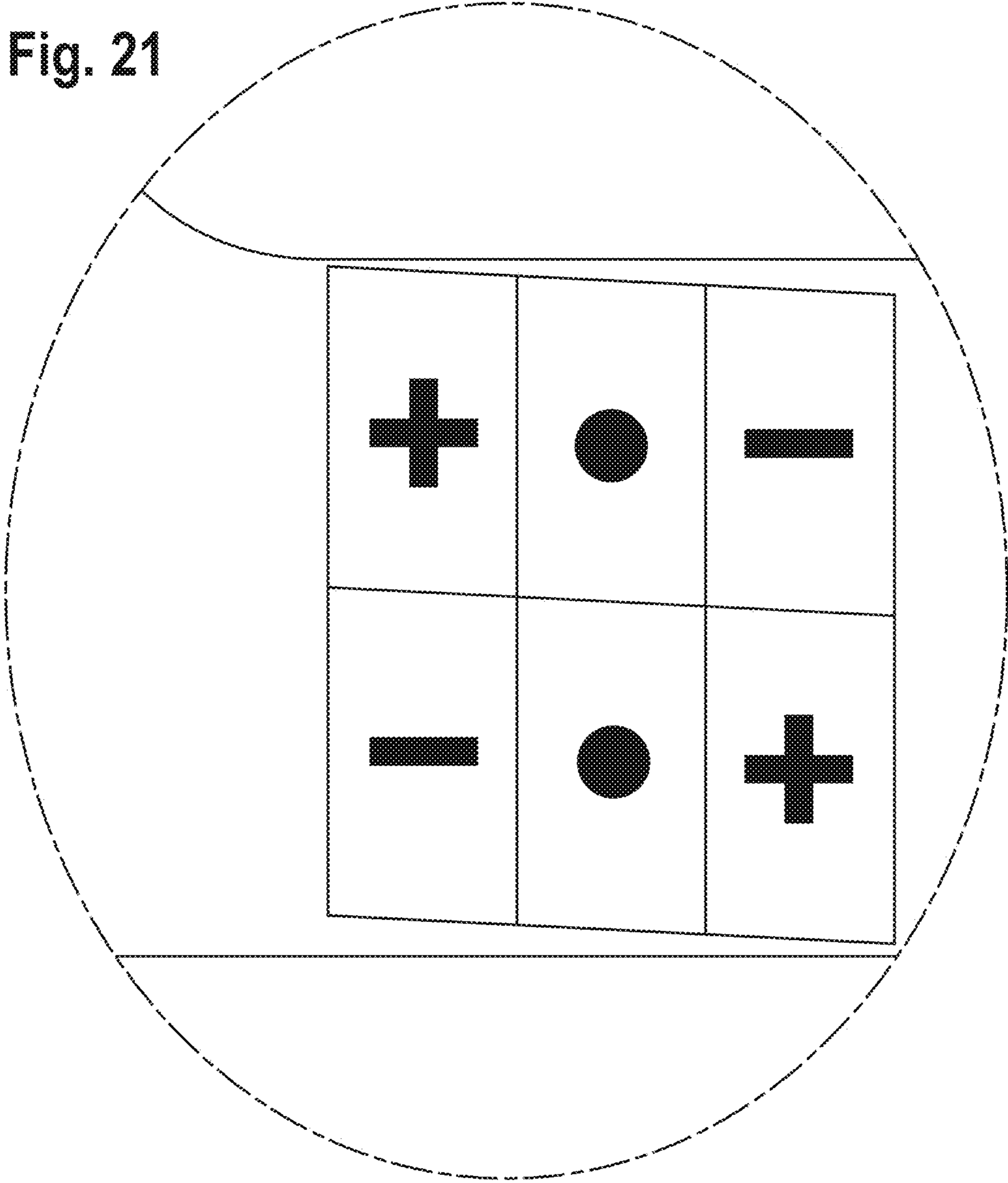


Fig. 22

