



US00D881478S

(12) **United States Design Patent**  
**Vaccari**

(10) **Patent No.:** **US D881,478 S**  
(45) **Date of Patent:** **\*\* Apr. 14, 2020**

- (54) **PET CAGE**
- (71) Applicant: **FERPLAST S.p.A.**, Castelgomberto (VI) (IT)
- (72) Inventor: **Nicola Vaccari**, Castelgomberto (IT)
- (73) Assignee: **FERPLAST S.P.A.**, Castelgomberto (VI) (IT)
- (\*\*) Term: **15 Years**
- (21) Appl. No.: **29/622,329**
- (22) Filed: **Oct. 16, 2017**
- (51) **LOC (12) Cl.** ..... **30-02**
- (52) **U.S. Cl.**  
USPC ..... **D30/114**
- (58) **Field of Classification Search**  
USPC ..... D30/118–119, 158, 160, 108, 109, 113,  
D30/114, 115, 116, 117, 120; D21/520;  
D6/601, 349, 595–597, 604, 382;  
D8/333, 343, 354, 366, 373, 382, 383;  
D25/48.1, 48.3, 152, 153, 154, 155, 156  
CPC ..... A01K 1/00; A01K 1/0272; A01K 1/0353;  
A01K 1/035; A01K 1/0017; A01K  
1/0245; A01K 1/0035; A01K 1/0151;  
A47C 21/02  
See application file for complete search history.

D828,643 S *	9/2018	Lamerton	.....	D30/114
D828,644 S *	9/2018	Lamerton	.....	D30/114
D828,645 S *	9/2018	Lamerton	.....	D30/114
D828,962 S *	9/2018	Lamerton	.....	D30/114
2002/0088409 A1 *	7/2002	Huang	.....	A01K 31/06 119/459

\* cited by examiner

*Primary Examiner* — Sheryl Lane

*Assistant Examiner* — Aula Soroush

(74) *Attorney, Agent, or Firm* — Knobbe, Martens, Olson & Bear, LLP

(57) **CLAIM**

The ornamental design for a pet cage, as shown and described.

**DESCRIPTION**

FIG. 1 is front elevational view of a first embodiment of a pet cage showing my new design, in which a door of the pet cage is shown in a closed position.

FIG. 2 is a left side elevational view thereof. A right side elevational view is a mirror image of the left side elevational view.

FIG. 3 is a top plan view thereof.

FIG. 4 is an isometric view thereof, showing the door of the pet cage in a closed position.

FIG. 5 is an isometric view thereof, showing the door of the pet cage in an open position; and,

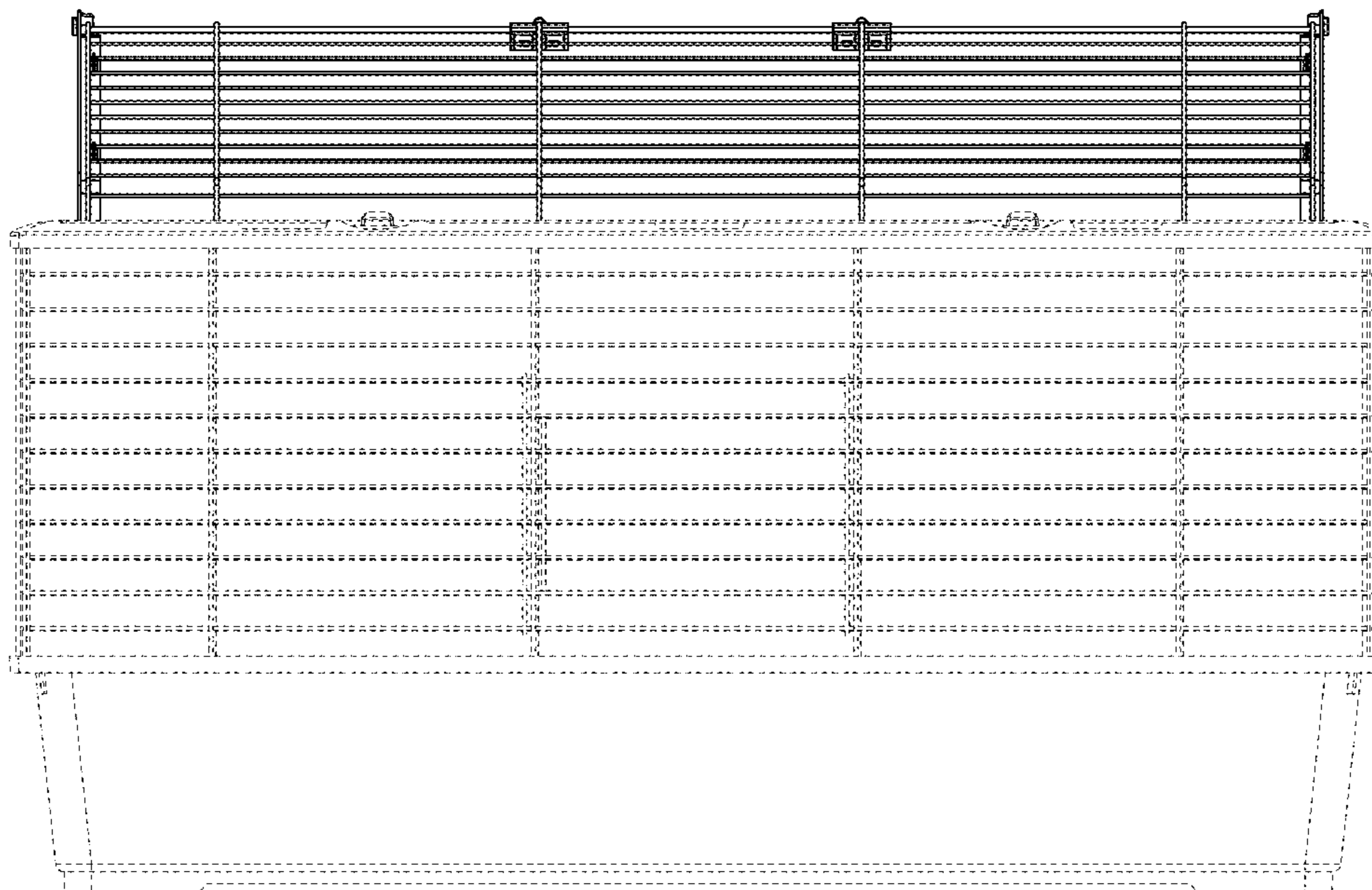
FIG. 6 is an isometric view of a second embodiment of the pet cage, in which the front, rear, top, and bottom of the pet cage are elongated as shown, while the left and right ends are the same as in the first embodiment.

The broken lines in the views depict portions of the pet cage that form no part of the claimed design.

**1 Claim, 6 Drawing Sheets**

(56) **References Cited**  
U.S. PATENT DOCUMENTS

D827,940 S *	9/2018	Lamerton	.....	D30/114
D827,941 S *	9/2018	Lamerton	.....	D30/114
D827,942 S *	9/2018	Lamerton	.....	D30/114
D827,943 S *	9/2018	Lamerton	.....	D30/114
D827,944 S *	9/2018	Lamerton	.....	D30/114
D827,945 S *	9/2018	Lamerton	.....	D30/114
D828,642 S *	9/2018	Lamerton	.....	D30/114






FIG. 1

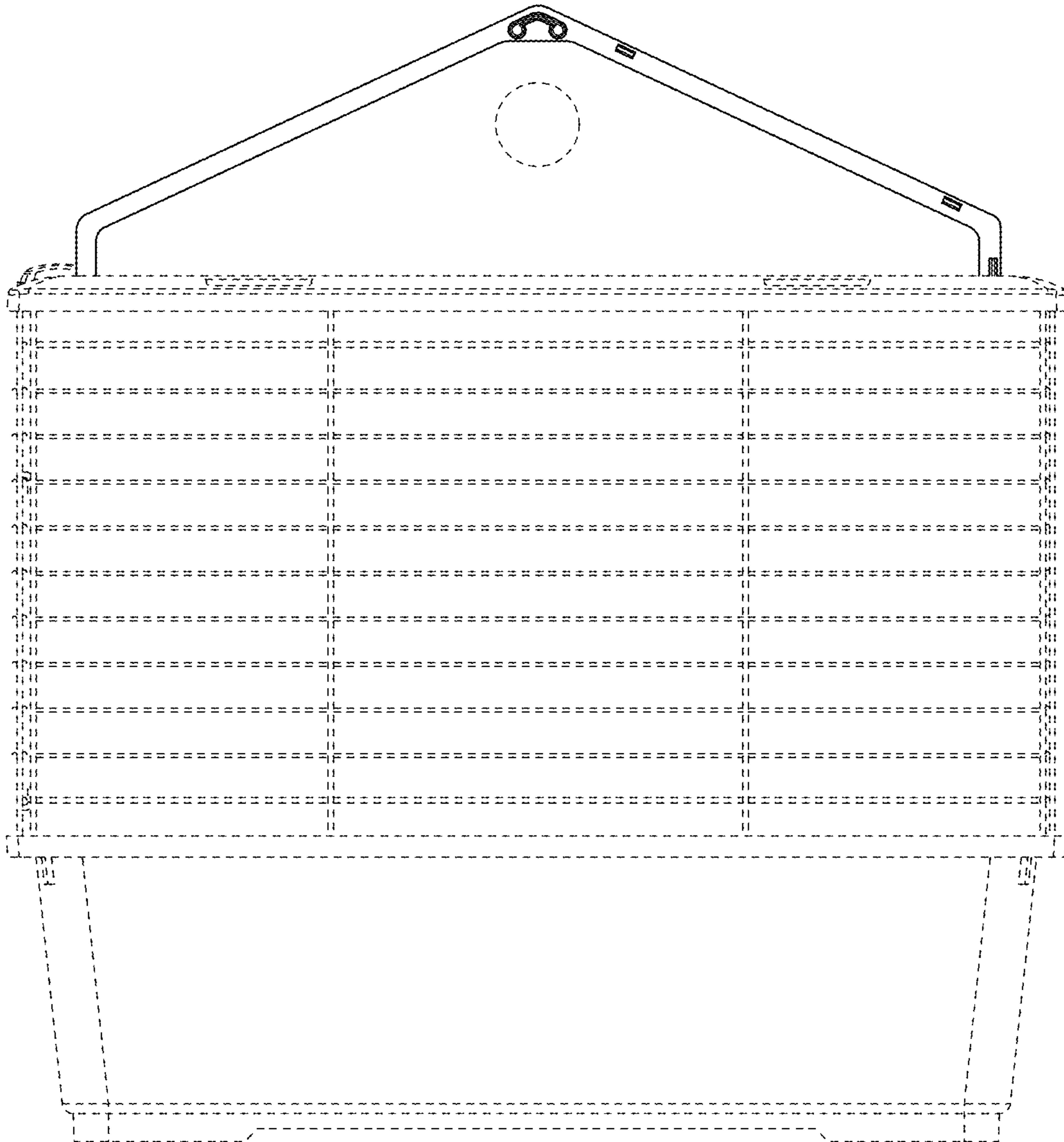


FIG. 2



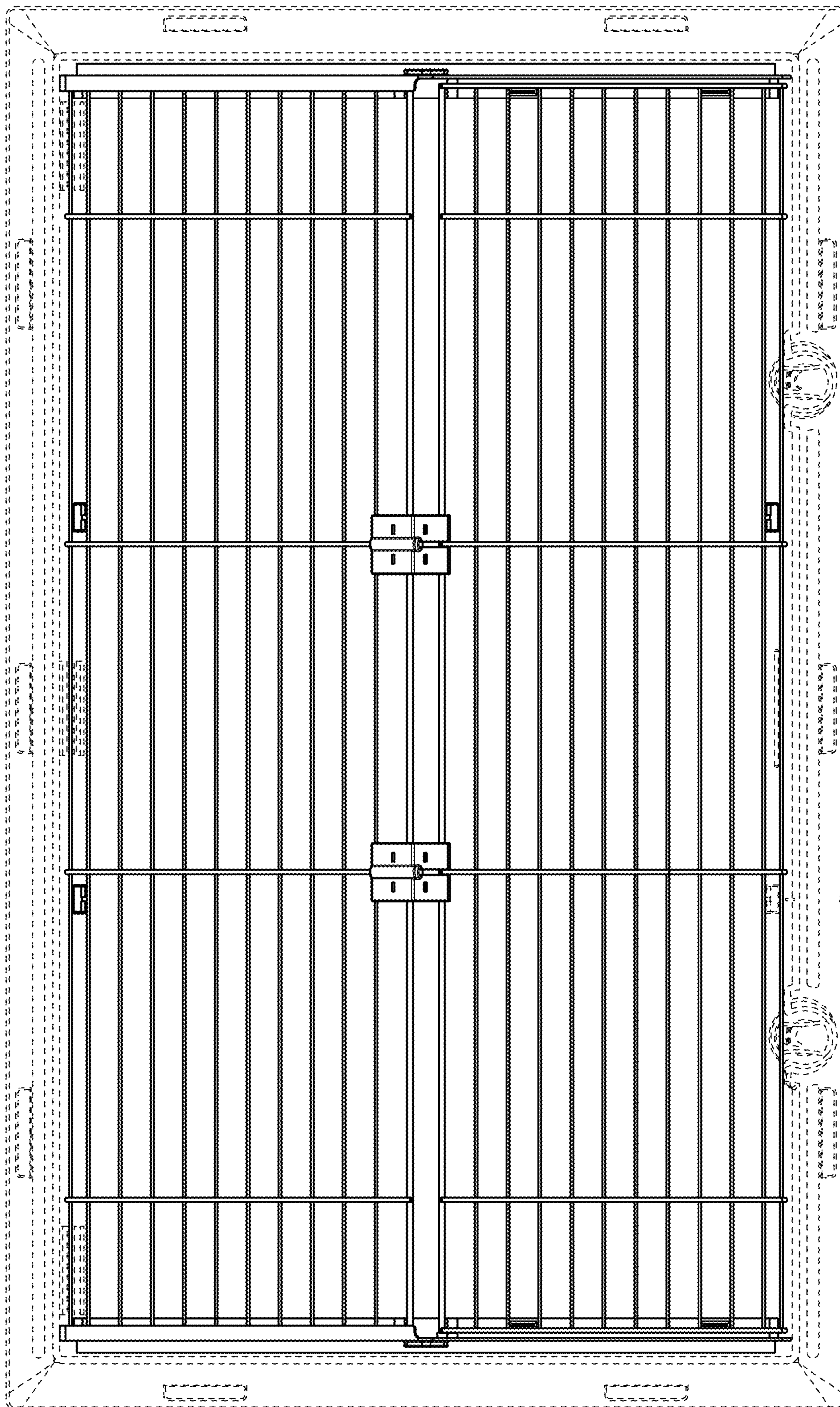


FIG. 3



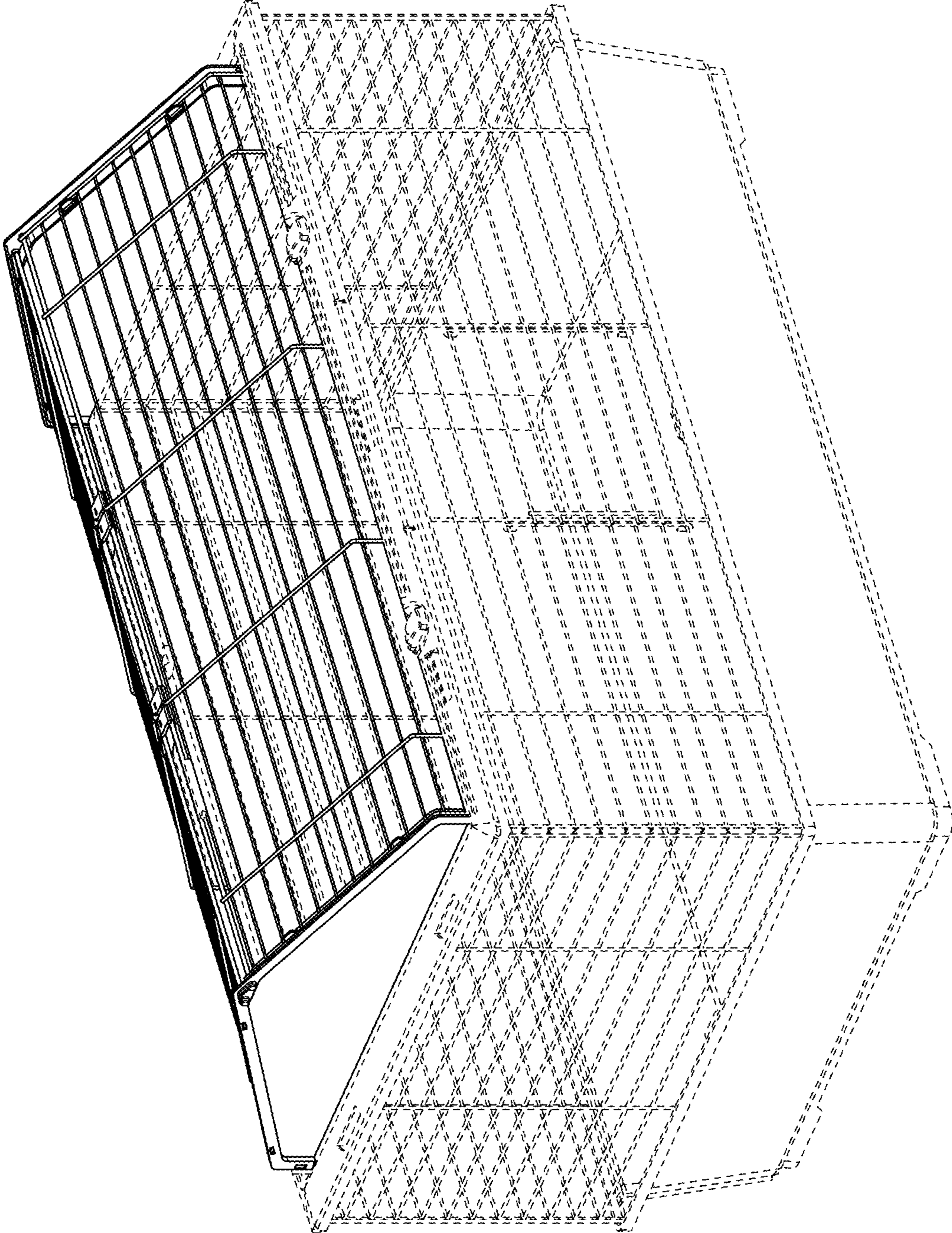


FIG. 4



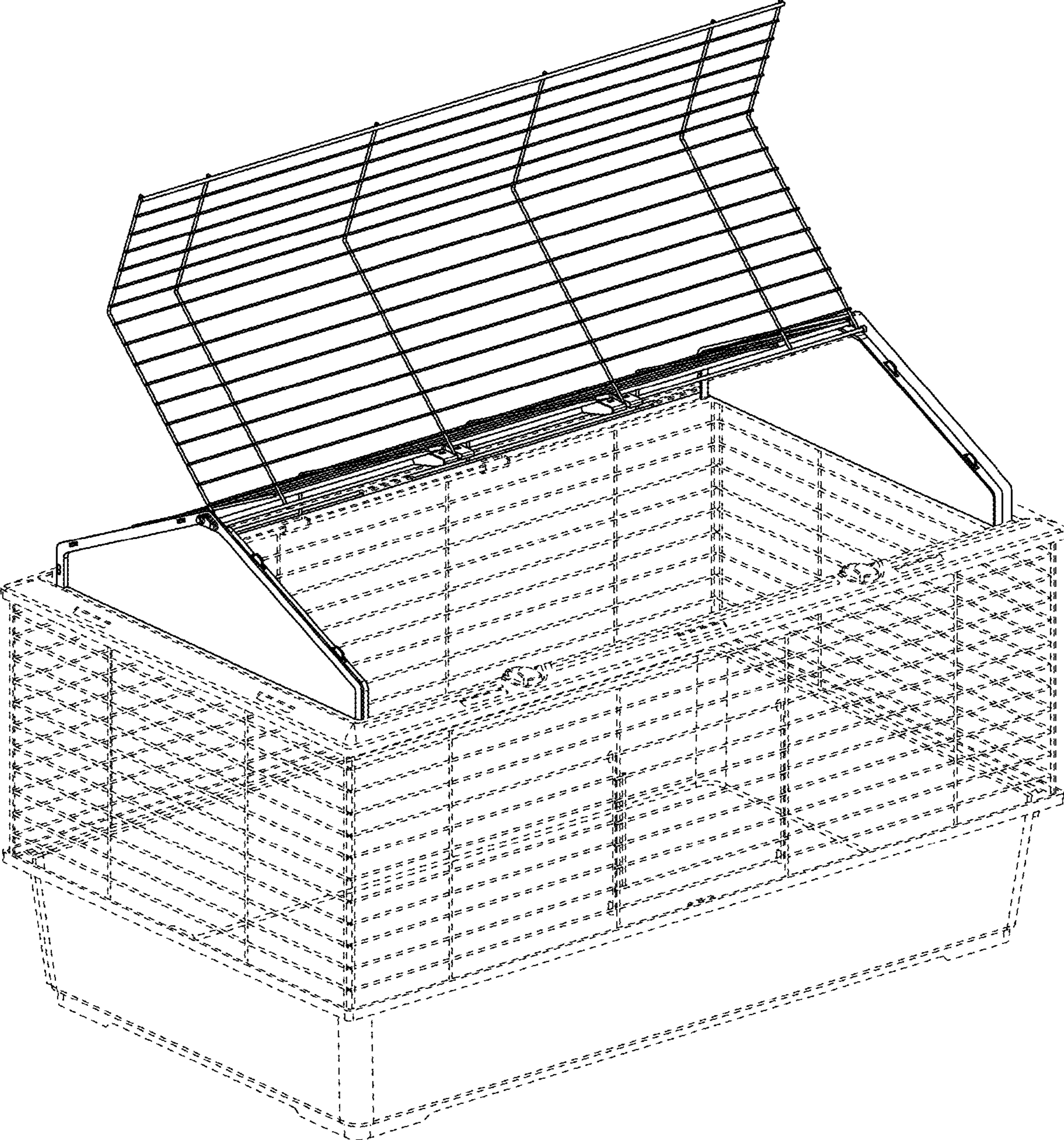


FIG. 5



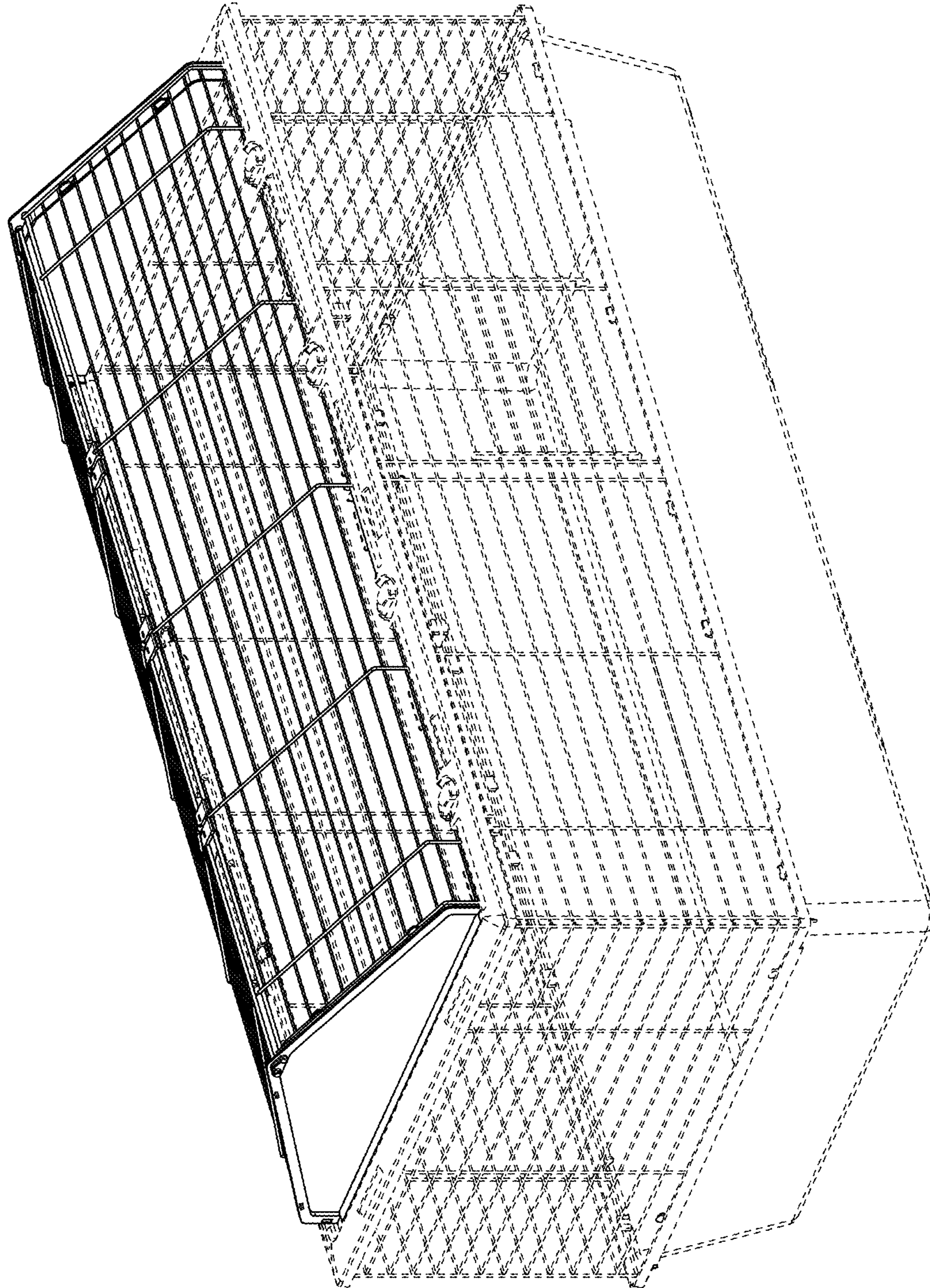


FIG. 6