



US00D881472S

(12) **United States Design Patent**
Vosbikian

(10) **Patent No.:** **US D881,472 S**
(45) **Date of Patent:** **** Apr. 14, 2020**

(54) **CLEANING MITT**

(71) Applicant: **Peter S Vosbikian**, Moorestown, NJ
(US)

(72) Inventor: **Peter S Vosbikian**, Moorestown, NJ
(US)

(73) Assignee: **Zenith Innovation, LLC**, Moorestown,
NJ (US)

(**) Term: **15 Years**

(21) Appl. No.: **29/708,321**

(22) Filed: **Oct. 4, 2019**

(51) **LOC (12) Cl.** **28-03**

(52) **U.S. Cl.**
USPC **D28/62; D32/40**

(58) **Field of Classification Search**
USPC D32/35, 40; D4/137, 138, 154; D6/608;
D28/63
CPC A47G 9/00; A47G 2009/001; A47G
2009/002; A47G 2009/003; A47G 9/10;
A47G 9/1009; A47G 2009/1018; A47G
9/1045; A47G 9/1081; A47G 9/109;
A47G 2009/005; A47G 2009/006; A47G
9/02; A47G 9/0207; A47G 9/0215; A47G
9/0223; A47G 9/023; A47G 9/0238;
A47G 9/0246; A47G 9/0253; A47G
9/0261; A47G 2009/0269; A47G 11/002;
A47G 21/165
See application file for complete search history.

(56) **References Cited**

U.S. PATENT DOCUMENTS

2,913,745 A * 11/1959 Welvang A47L 25/005
15/104.002
3,581,447 A * 6/1971 Falivene A47L 17/08
451/532
4,359,798 A * 11/1982 Loran G11B 23/505
118/109

D270,582 S * 9/1983 Pietrocola D32/40
D290,777 S * 7/1987 Lee D32/40
4,902,283 A * 2/1990 Rojko A41D 19/0068
15/227
4,959,881 A * 10/1990 Murray A47L 13/18
15/104.94
RE35,814 E * 6/1998 Olson A41D 19/0068
15/227
D418,954 S * 1/2000 Ferdenzi D28/63
6,145,155 A * 11/2000 James A47L 13/19
15/104.94

(Continued)

Primary Examiner — Michelle E. Wilson

(74) *Attorney, Agent, or Firm* — Stuart M. Goldstein

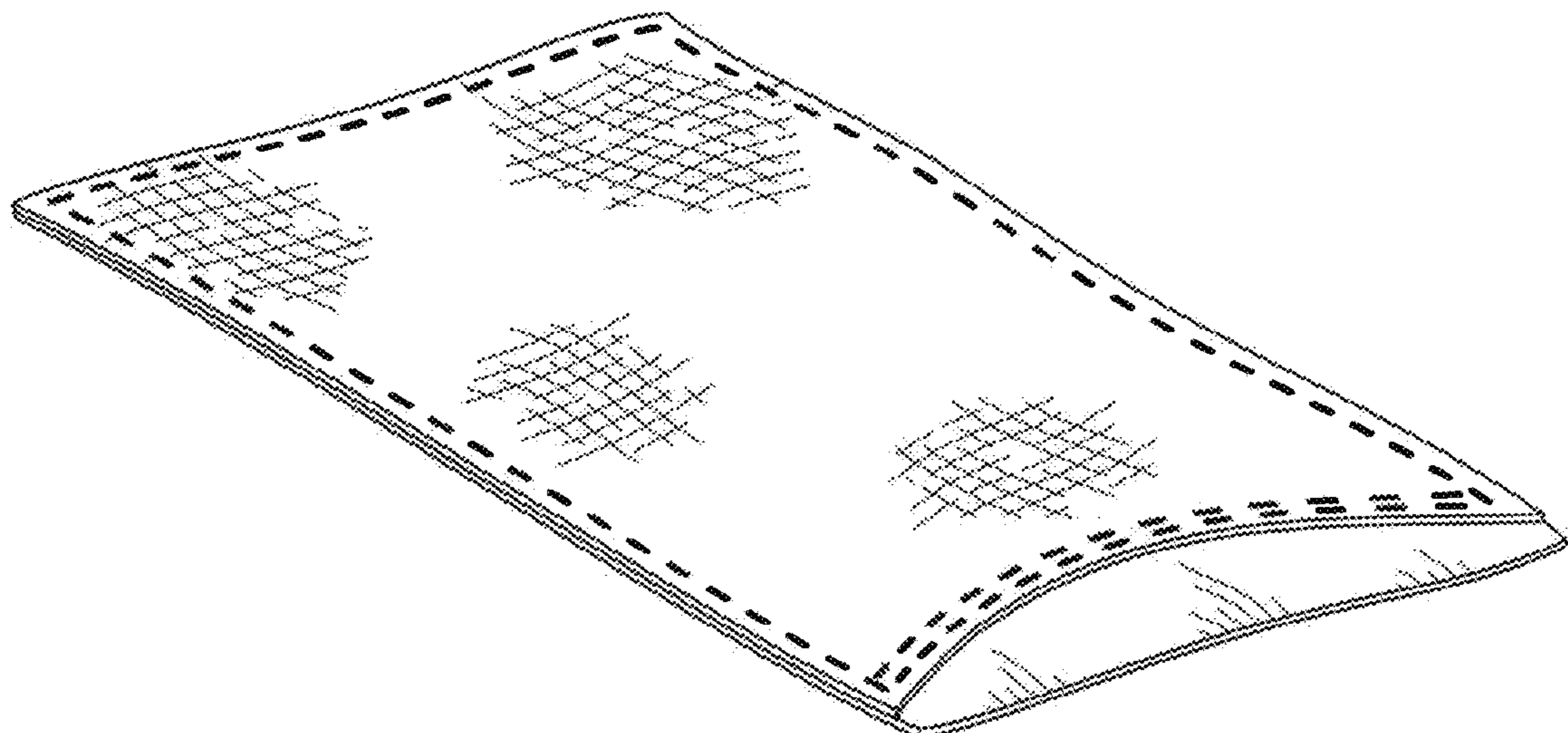
(57) **CLAIM**

The ornamental design for a cleaning mitt, as shown and described.

DESCRIPTION

FIG. 1 is a front perspective view of the cleaning mitt of the present invention.
FIG. 2 is a top view of the cleaning mitt of the present invention.
FIG. 3 is a bottom view of the cleaning mitt of the present invention.
FIG. 4 is an end view of the cleaning mitt of the present invention.
FIG. 5 is the opposite end view of the cleaning mitt of the present invention.
FIG. 6 is an elevation view of the cleaning mitt of the present invention.
FIG. 7 is the opposite elevation view of the cleaning mitt of the present invention; and,
FIG. 8 is a view of the cleaning mitt of the present invention in its use condition, showing context.
The broken lines shown on the cleaning Mitt in FIGS. 1-8 are depicting stitching, which forms a part of the claimed design.

1 Claim, 6 Drawing Sheets



(56)

References Cited

U.S. PATENT DOCUMENTS

6,192,543 B1 * 2/2001 Lee A47L 13/18
15/118
6,206,863 B1 * 3/2001 Skewes A47K 7/02
424/123
6,250,829 B1 * 6/2001 Brower A45D 34/04
15/227
D471,333 S * 3/2003 Brown D28/63
D511,233 S * 11/2005 Franco D28/63
D514,762 S * 2/2006 Franco D28/63
D558,415 S * 12/2007 Franco D32/40
D716,511 S * 10/2014 Brown D32/40
D786,585 S * 5/2017 Wentz D6/608
2005/0229349 A1 * 10/2005 Foser A01K 13/001
15/227
2016/0262591 A1 * 9/2016 Smalls A47L 13/19

* cited by examiner

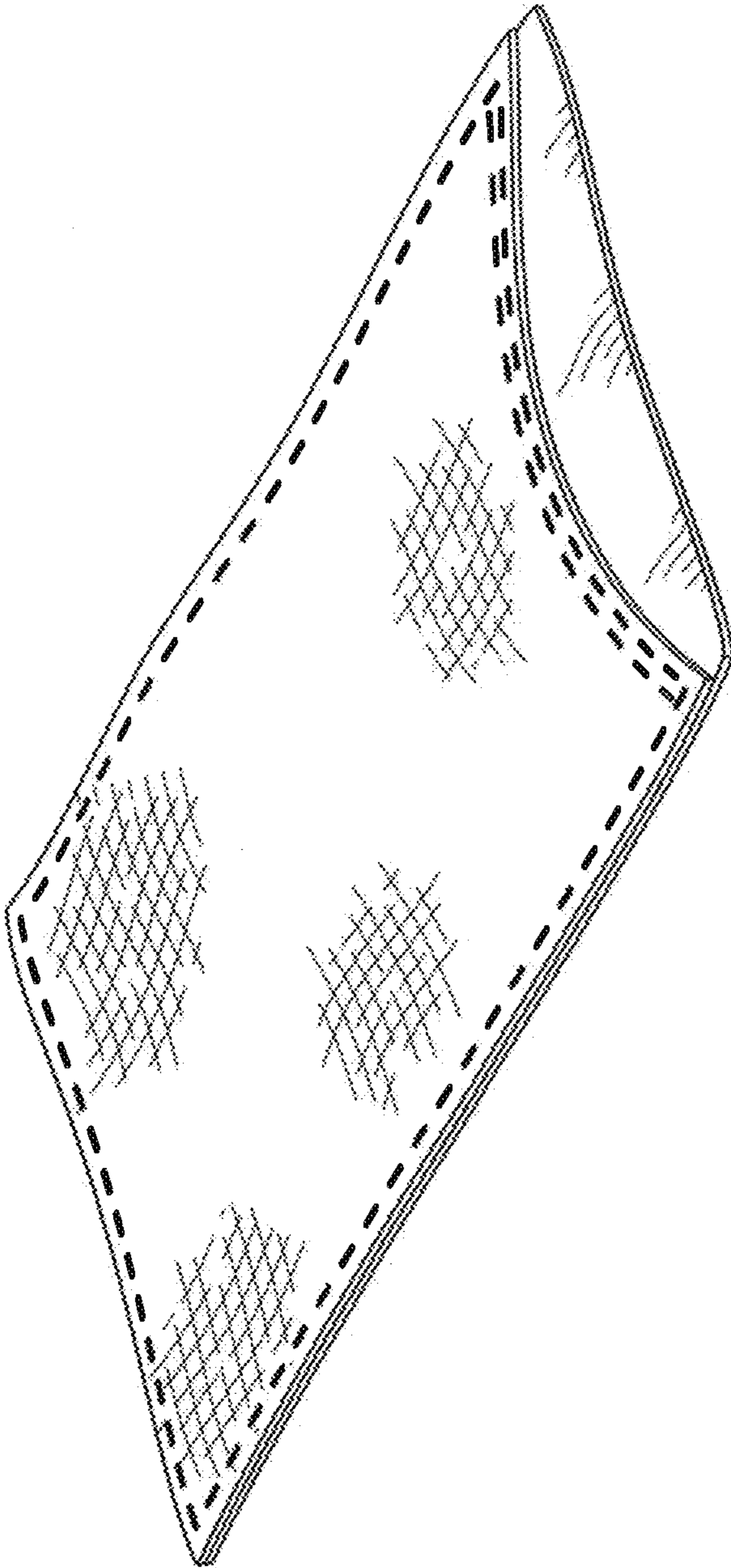


FIG. 1




FIG. 2




FIG. 3




FIG. 4




FIG. 5




FIG. 6



FIG. 7

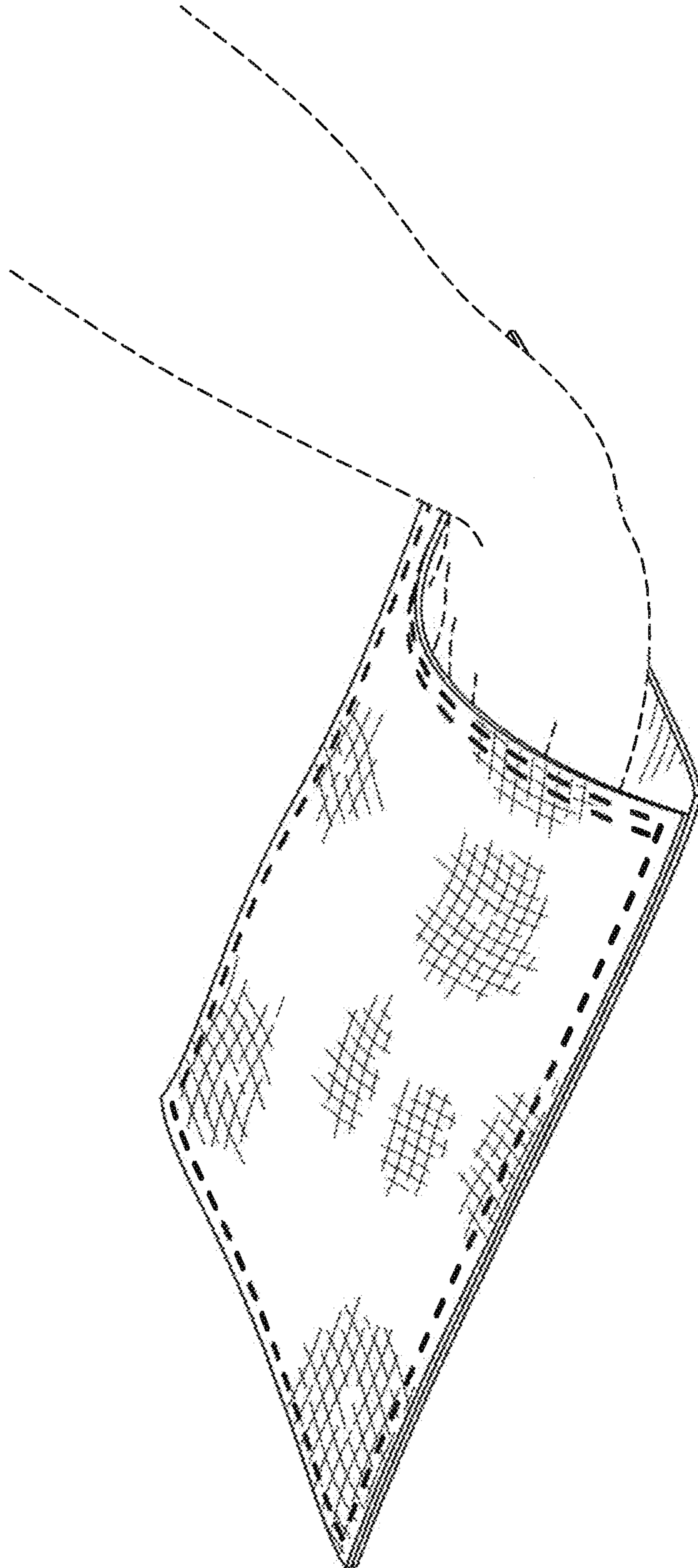


FIG. 8