



US00D881465S

(12) **United States Design Patent**
Huang et al.

(10) **Patent No.:** **US D881,465 S**

(45) **Date of Patent:** **** Apr. 14, 2020**

(54) **LAUNDRY CAPSULE**

(71) Applicant: **Guang Dong You Kai Technical Co, Ltd, Foshan (CN)**

(72) Inventors: **Ping Huang, Foshan (CN); Qianli Qian, Foshan (CN); Rui Li, Foshan (CN)**

(**) Term: **15 Years**

(21) Appl. No.: **29/645,725**

(22) Filed: **Apr. 27, 2018**

(51) **LOC (12) Cl.** **28-02**

(52) **U.S. Cl.**
USPC **D28/8.1**

(58) **Field of Classification Search**
USPC D28/8.1, 12, 13, 45-50, 54.1, 58, 99;
D9/702-705

CPC A47L 25/00; A47L 25/005; B26B 19/14;
B26B 19/34; B26B 19/44; A45D 29/00;
A45D 44/02; F26B 3/34; F26B 3/347;
G21K 5/00; B65D 25/16; C11D 17/04

See application file for complete search history.

(56) **References Cited**

U.S. PATENT DOCUMENTS

D599,056 S *	8/2009	Schwartz	D28/8.1
D680,445 S *	4/2013	Kopulos	D9/434
D732,735 S *	6/2015	Nixon	D28/8.1
D748,330 S *	1/2016	Gerhards	D28/8.1
D759,891 S *	6/2016	Sarb	D28/8.1
D774,249 S *	12/2016	McLenithan	D28/8.1
D774,250 S *	12/2016	McLenithan	D28/8.1
D774,251 S *	12/2016	McLenithan	D28/8.1
D819,886 S *	6/2018	Brewer	D28/8.1

D844,450 S *	4/2019	Witzke	D9/705
2003/0136701 A1 *	7/2003	Giblin	B65D 75/008 206/524.7
2011/0127270 A1 *	6/2011	Hartman	B65F 1/1615 220/495.11
2015/0267155 A1 *	9/2015	Brooker	C11D 17/045 8/137
2019/0048298 A1 *	2/2019	Van Elsen	C11D 1/831
2019/0093054 A1 *	3/2019	Patterson	C11D 3/38627
2019/0135503 A1 *	5/2019	De Wilde	B65D 43/22

OTHER PUBLICATIONS

Guangdong Youkai Technical Co., Ltd. Detergent Capsules, Youkai, retrieved on Jun. 17, 2019, retrieved from the Internet URL: <https://youk.en.alibaba.com/>*

* cited by examiner

Primary Examiner — Jennifer Rivard
Assistant Examiner — Alison M Ofstun

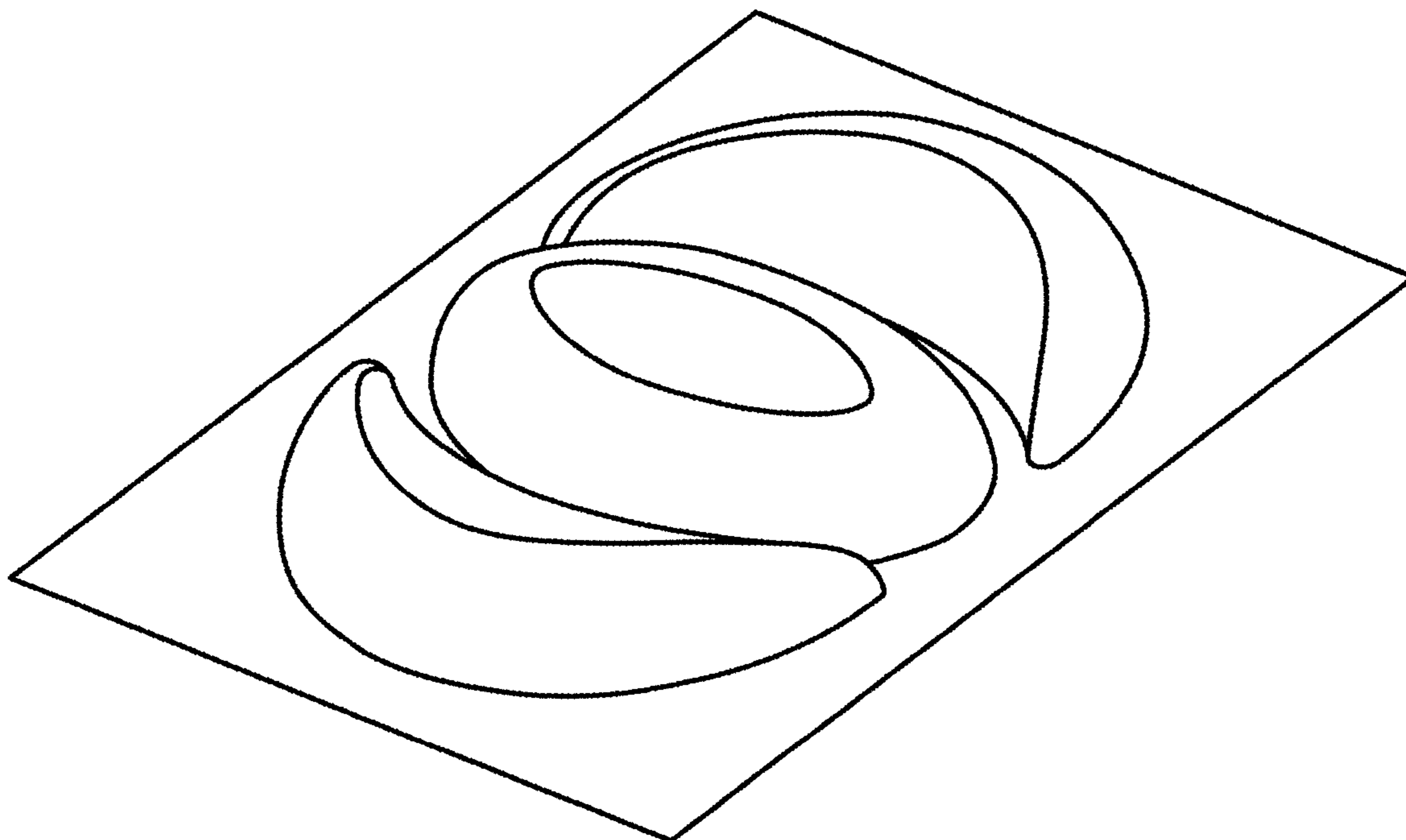
(57) **CLAIM**

The ornamental design for a laundry capsule, as shown and described.

DESCRIPTION

FIG. 1 is a front perspective view of a laundry capsule showing our new design;
FIG. 2 is a front view thereof;
FIG. 3 is a back view thereof;
FIG. 4 is a top view thereof;
FIG. 5 is bottom view thereof;
FIG. 6 is a left side view thereof; and,
FIG. 7 is a right side view thereof.

1 Claim, 7 Drawing Sheets



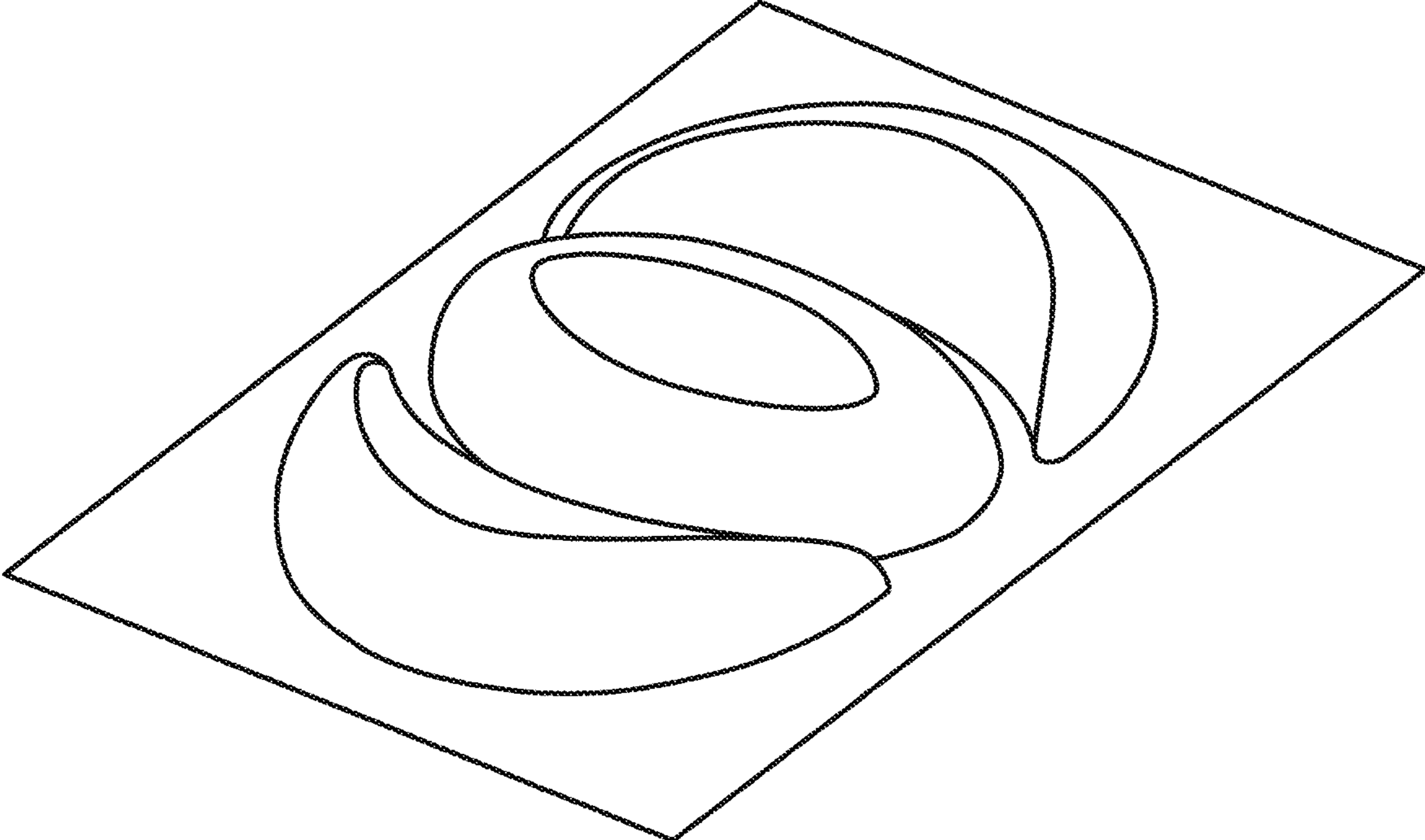


FIG. 1

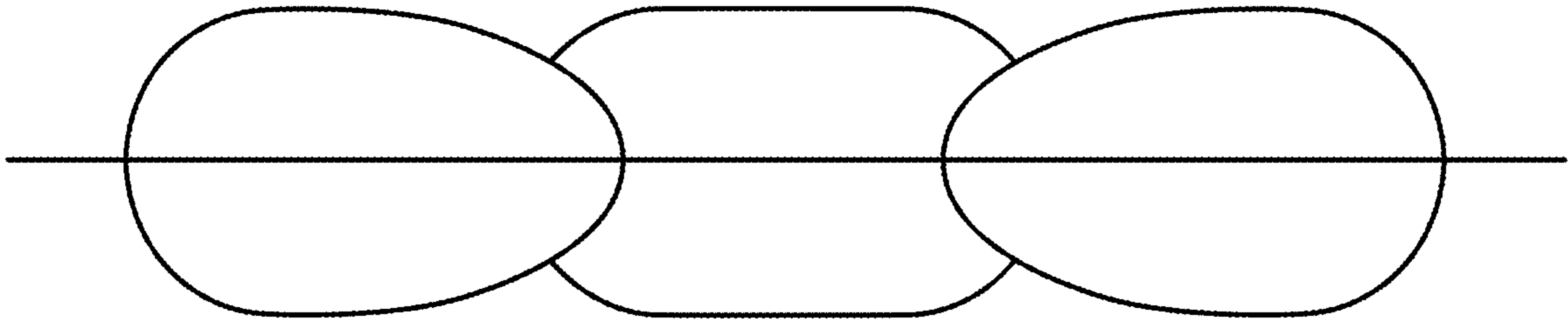


FIG. 2

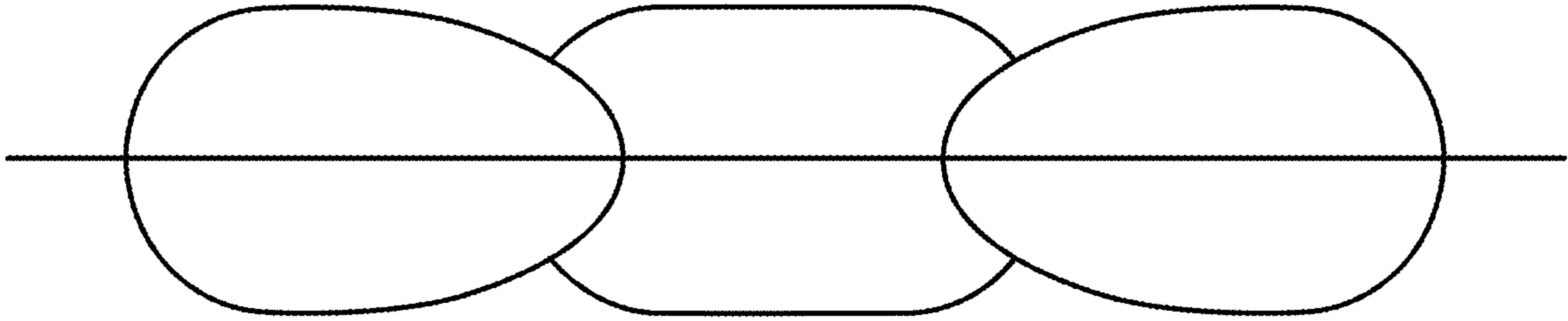


FIG. 3

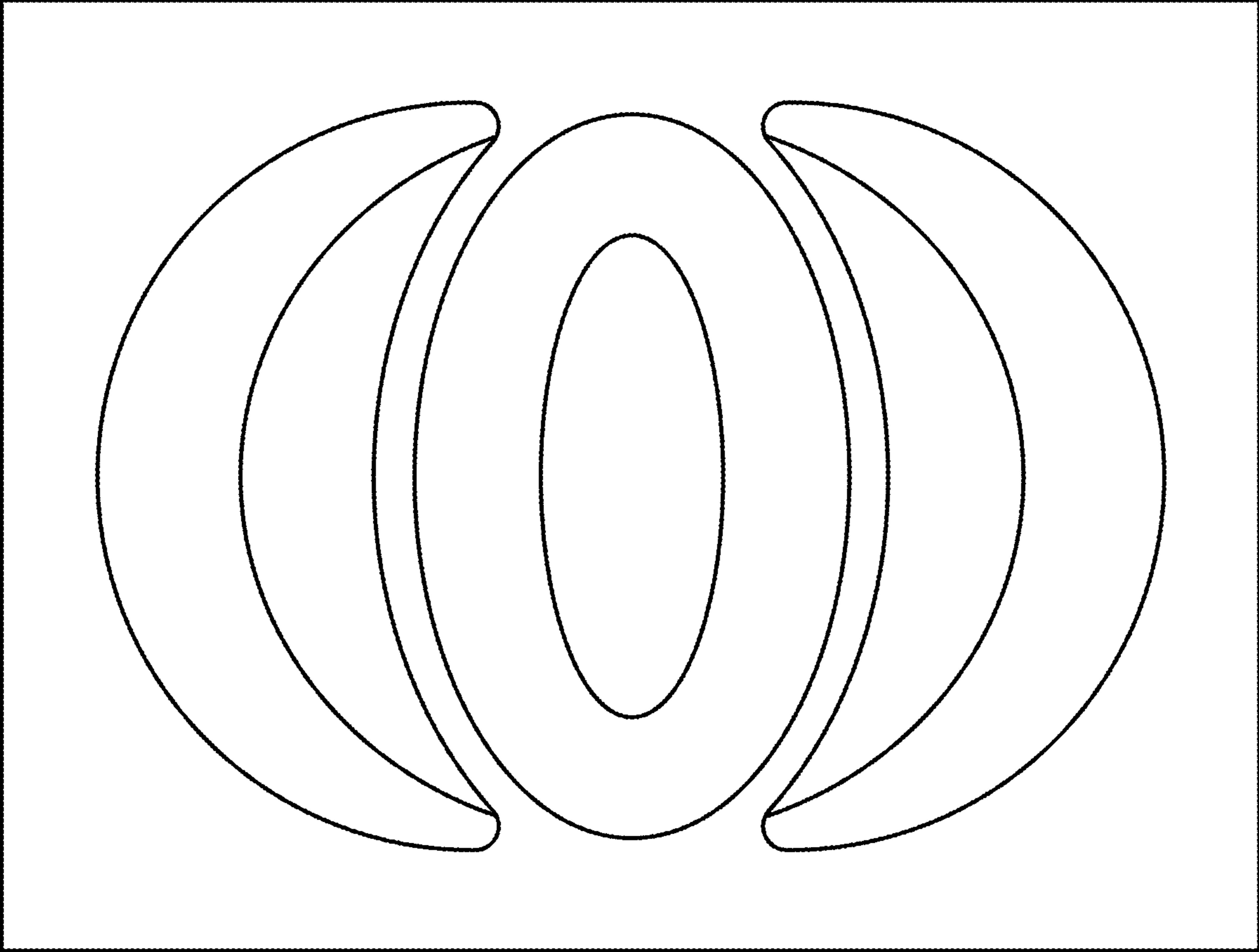


FIG. 4

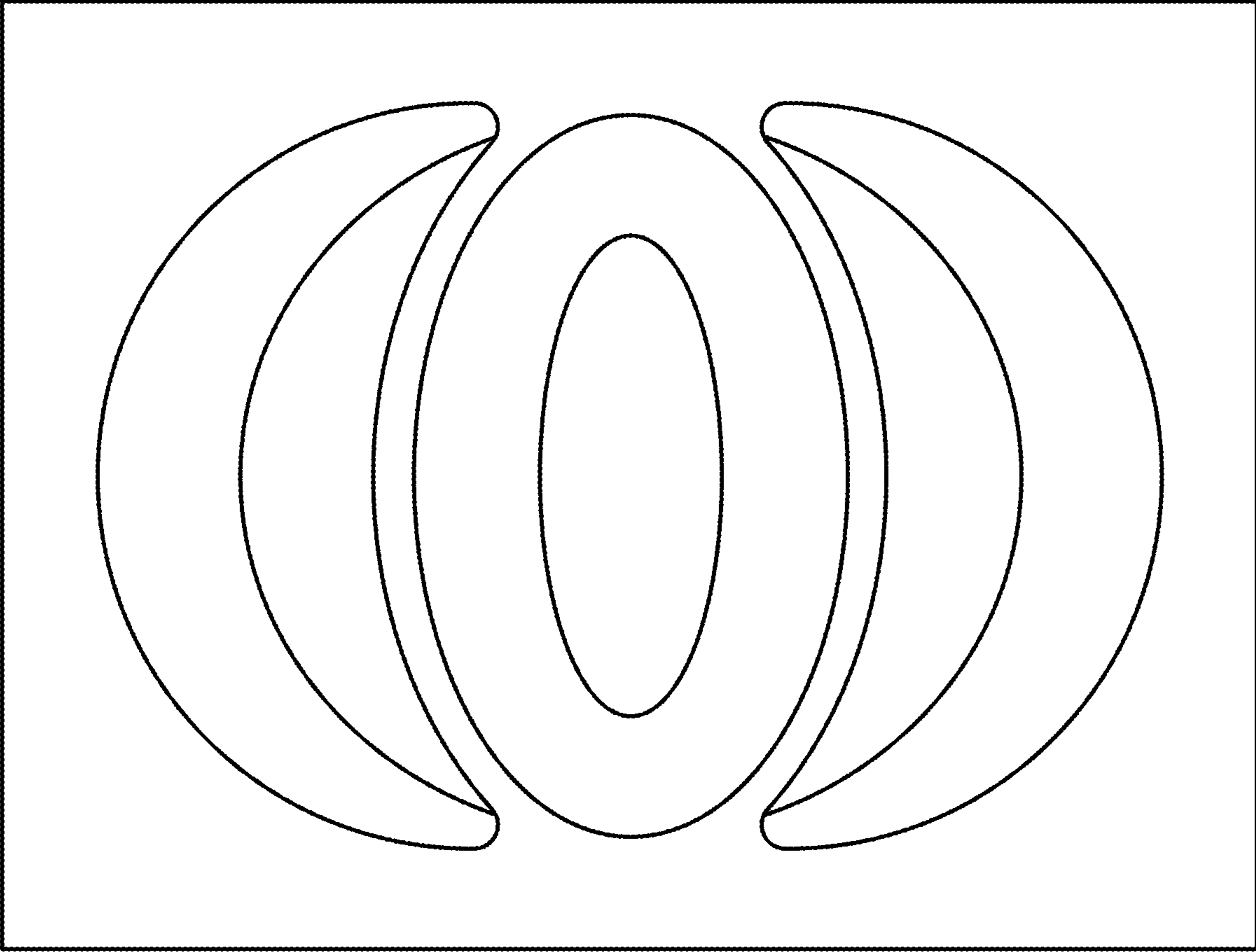


FIG. 5




FIG. 6




FIG. 7