



US00D881437S

(12) **United States Design Patent** (10) **Patent No.:** **US D881,437 S**
Meise (45) **Date of Patent:** **** Apr. 14, 2020**

(54) **LIGHT FIXTURE**

(56) **References Cited**

(71) Applicant: **Axel & Susann Meise**
Beteiligungsgesellschaft mbH,
Steinebach (DE)

U.S. PATENT DOCUMENTS

(72) Inventor: **Axel Meise,** Munich (DE)

D386,801 S *	11/1997	Orgovan	D26/72
D601,745 S *	10/2009	Sabernig	D26/90
D695,445 S *	12/2013	Panchisin	D26/118
D760,421 S *	6/2016	Zahn	D26/88
D828,612 S *	9/2018	Silver	D26/90
D847,400 S *	4/2019	Arslan	D26/90

(73) Assignee: **Axel & Susann Meise**
Beteiligungsgesellschaft mbH,
Starnberg (DE)

* cited by examiner

(**) Term: **15 Years**

Primary Examiner — Brian N. Vinson

(21) Appl. No.: **29/653,233**

(74) *Attorney, Agent, or Firm* — Winstead PC

(22) Filed: **Jun. 13, 2018**

(57) **CLAIM**

(30) **Foreign Application Priority Data**

The ornamental design for a light fixture, as shown and described.

Dec. 13, 2017 (EP) 004546638-0004

DESCRIPTION

(51) **LOC (12) Cl.** **26-03**

(52) **U.S. Cl.**
USPC **D26/72**

(58) **Field of Classification Search**
USPC D26/72, 84, 88, 90, 118
CPC F21S 8/03; F21S 8/033; F21S 8/036; F21S
8/04; F21S 8/043; F21S 8/046; F21S
8/06; F21S 8/061; F21S 8/063; F21S
8/065; F21S 8/068; F21V 1/04; F21V
1/06; F21V 1/12; F21V 3/02; F21V 5/06

FIG. 1 is a perspective view of a light fixture in accordance with the design;

FIG. 2 is a front view thereof;

FIG. 3 is a top plan view thereof;

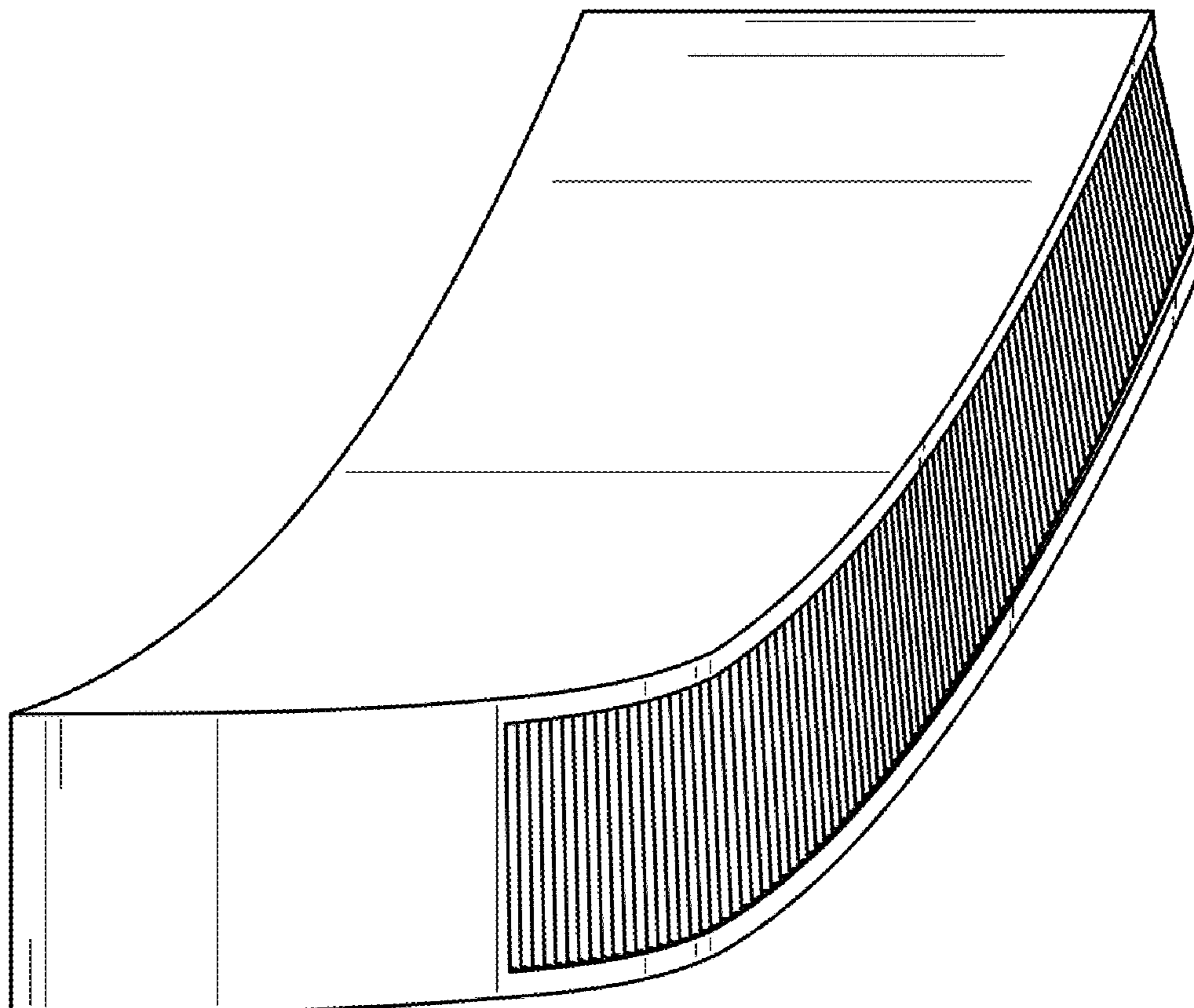
FIG. 4 is a right side view thereof; and,

FIG. 5 is a left side view thereof.

Any broken lines present in the drawings are for illustrative purposes only and form no part of the design to be patented.

See application file for complete search history.

1 Claim, 5 Drawing Sheets



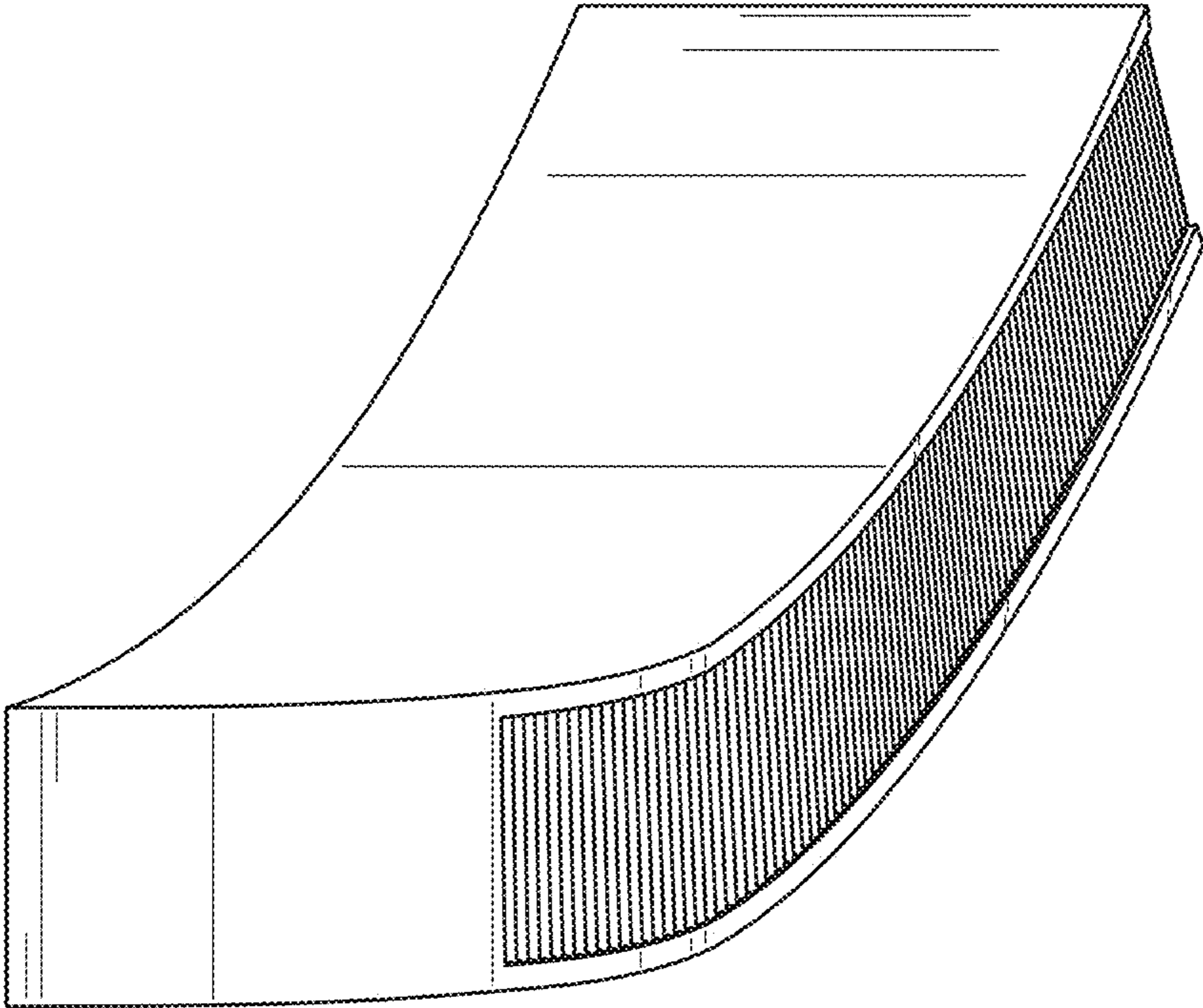


FIG. 1

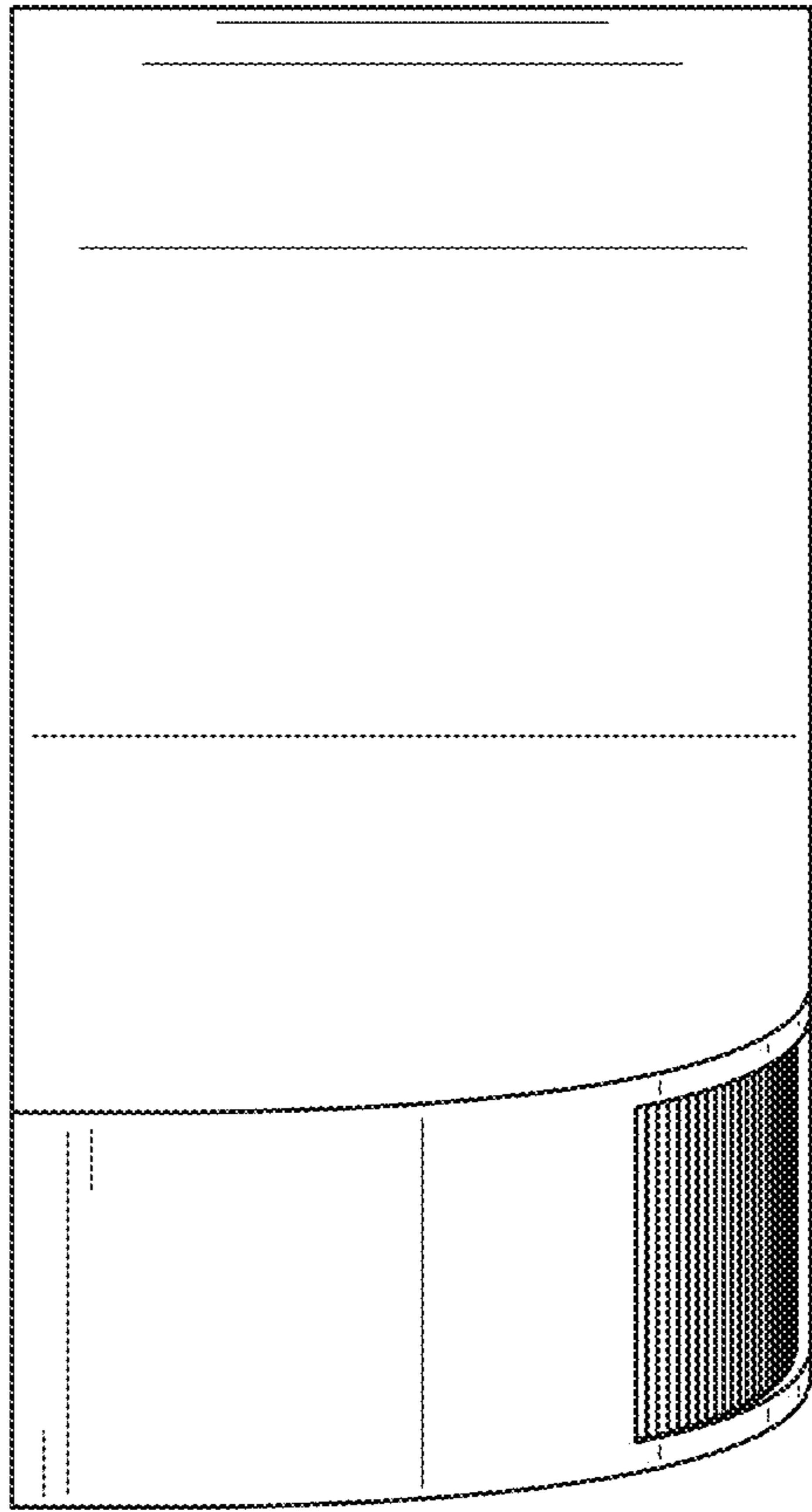


FIG. 2




FIG. 3

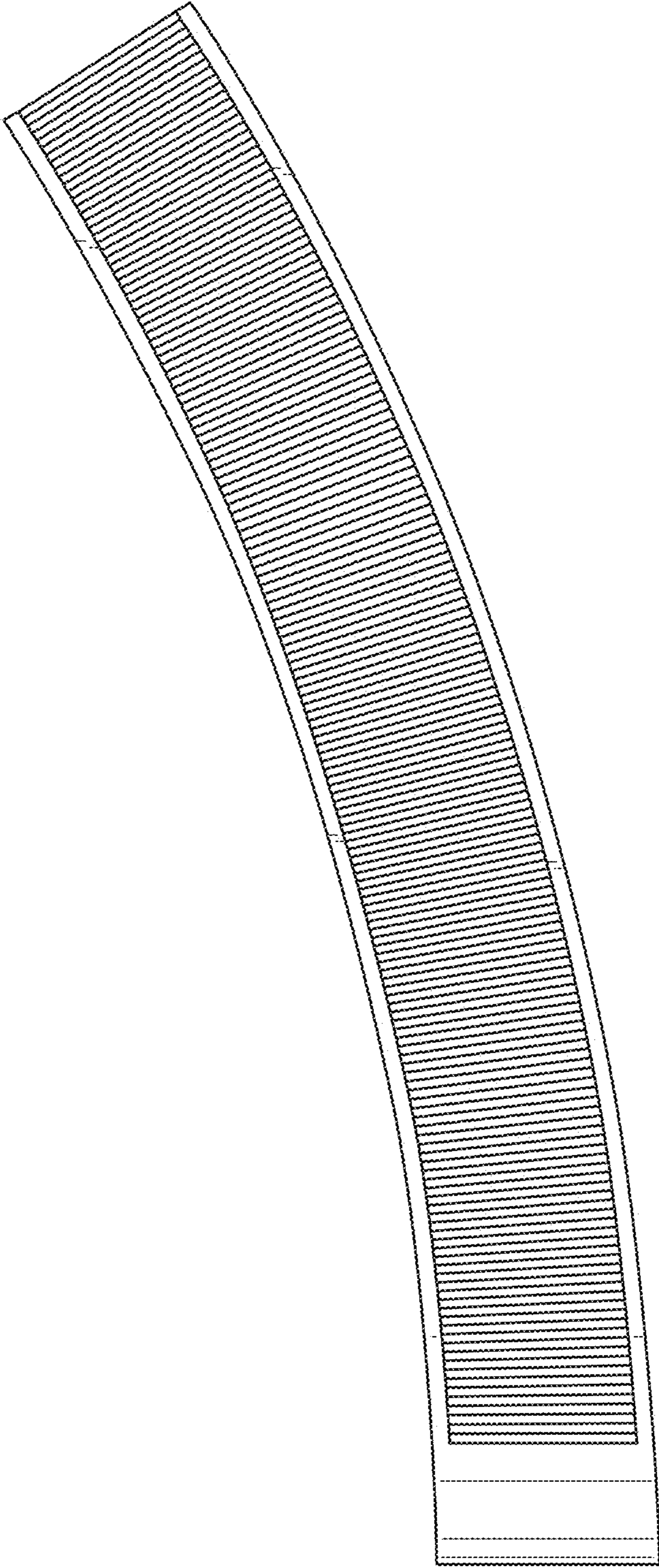


FIG. 4

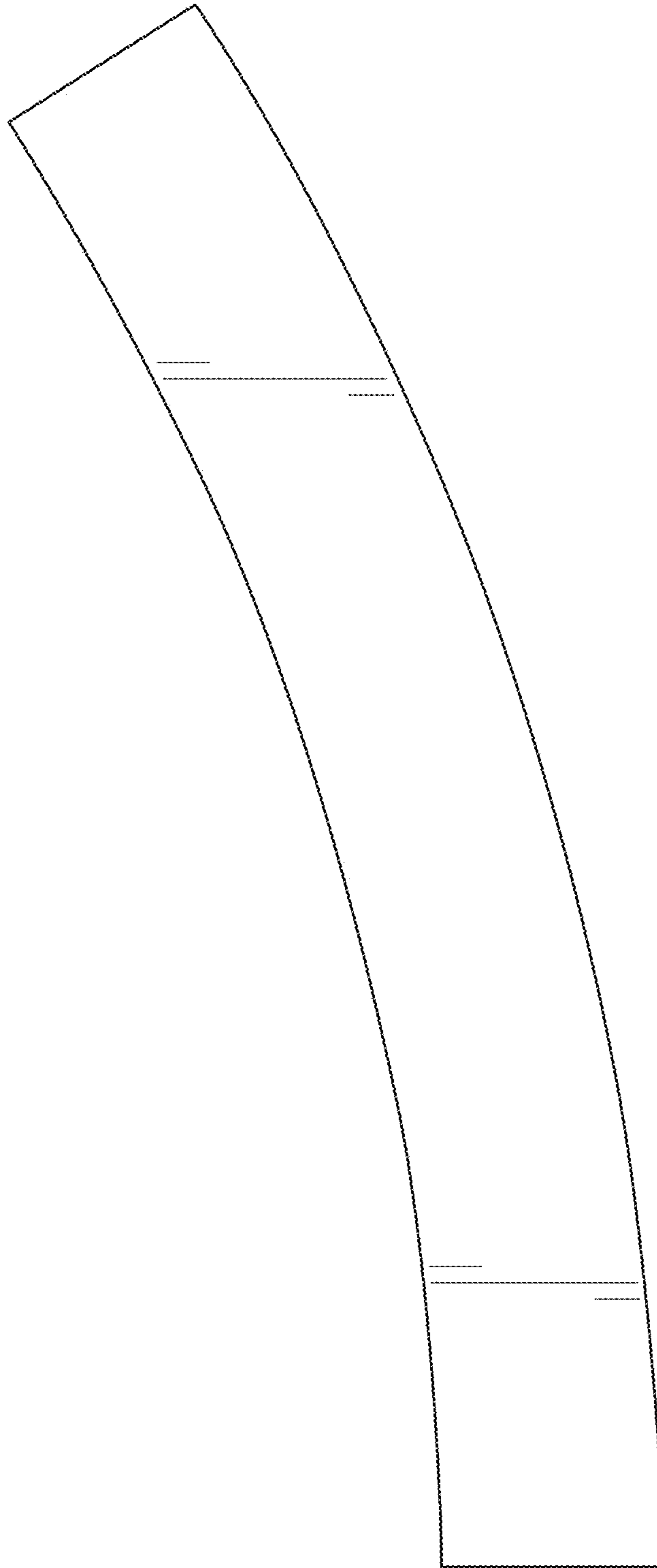


FIG. 5