



US00D881429S

(12) **United States Design Patent**
Liu

(10) **Patent No.:** **US D881,429 S**

(45) **Date of Patent:** **** Apr. 14, 2020**

(54) **SPARE TIRE LIGHT**

(71) Applicant: **Luffy Zongxian Liu**, Chino (CN)

(72) Inventor: **Luffy Zongxian Liu**, Chino (CN)

(**) Term: **15 Years**

(21) Appl. No.: **29/716,772**

(22) Filed: **Dec. 12, 2019**

(51) **LOC (12) Cl.** **26-06**

(52) **U.S. Cl.**
USPC **D26/36**

(58) **Field of Classification Search**
USPC D26/28-36, 139
CPC F21S 48/00; F21S 48/10; F21S 48/115;
F21S 48/225; F21S 48/1233; F21S
48/1266; F21S 48/1388; F21S 48/2268;
F21V 21/04; F21V 29/004; B60Q 9/135;
B60Q 9/1375

See application file for complete search history.

(56) **References Cited**

U.S. PATENT DOCUMENTS

D306,767 S * 3/1990 Ziaylek, Jr. D26/24
D357,758 S * 4/1995 Lipps D26/36

D401,368 S * 11/1998 Baader D26/36
D461,265 S * 8/2002 Hill D26/36
D641,508 S 6/2011 Molina
D852,395 S * 6/2019 Chen D26/36
D859,496 S 9/2019 Diaz et al.

* cited by examiner

Primary Examiner — Marcus A Jackson

(74) *Attorney, Agent, or Firm* — KA Filing LLC; Wayne V. Harper

(57) **CLAIM**

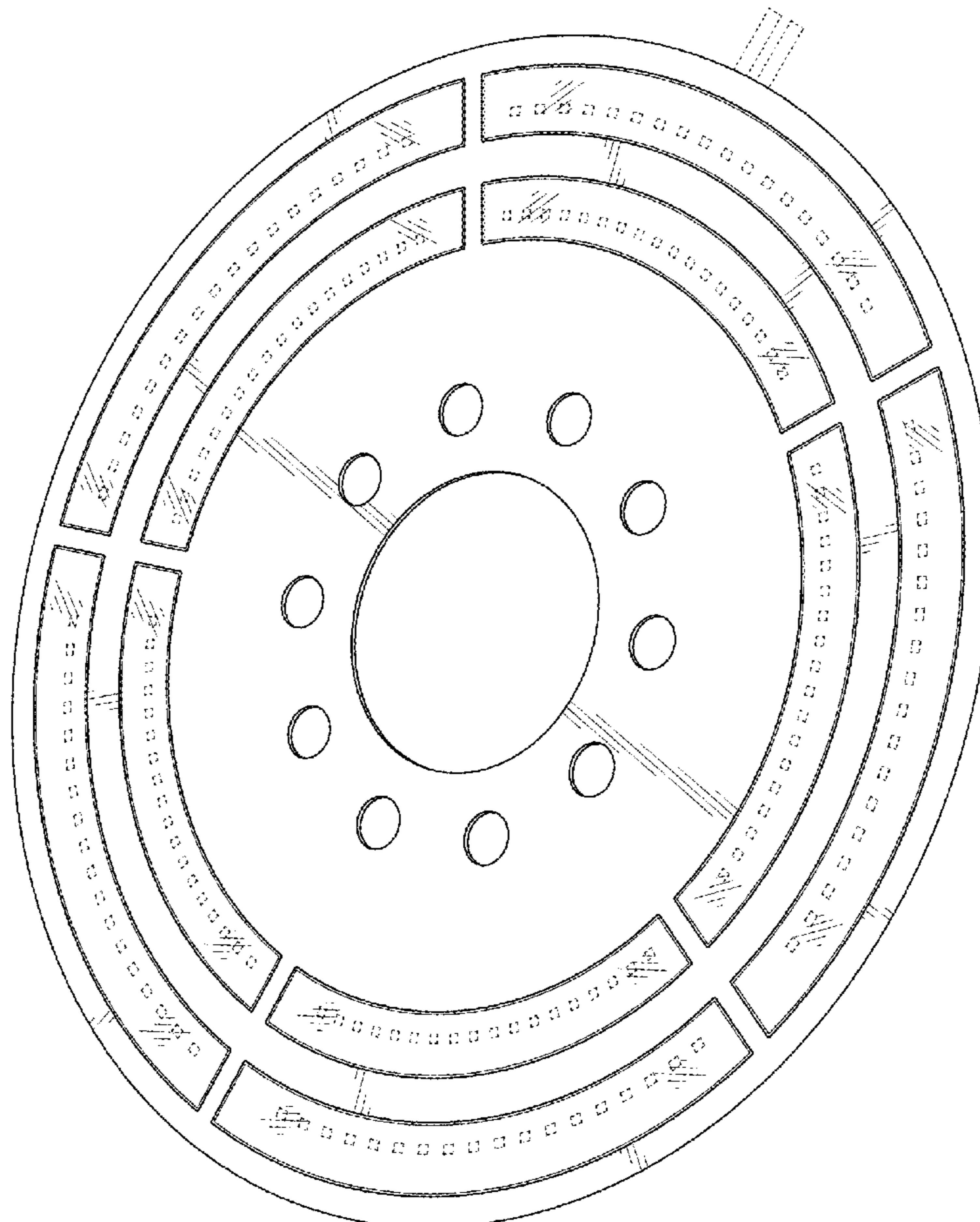
I claim the ornamental design for a spare tire light, as shown and described.

DESCRIPTION

FIG. 1 is a Perspective view of a spare tire light showing my new design;
FIG. 2 is a Front view thereof;
FIG. 3 is a Back view thereof;
FIG. 4 is a Right-side view thereof;
FIG. 5 is a Left-side view thereof;
FIG. 6 is a Top view thereof; and,
FIG. 7 is a Bottom view thereof.

The broken lines are only for environmental purposes and form no part of the claimed design.

1 Claim, 5 Drawing Sheets



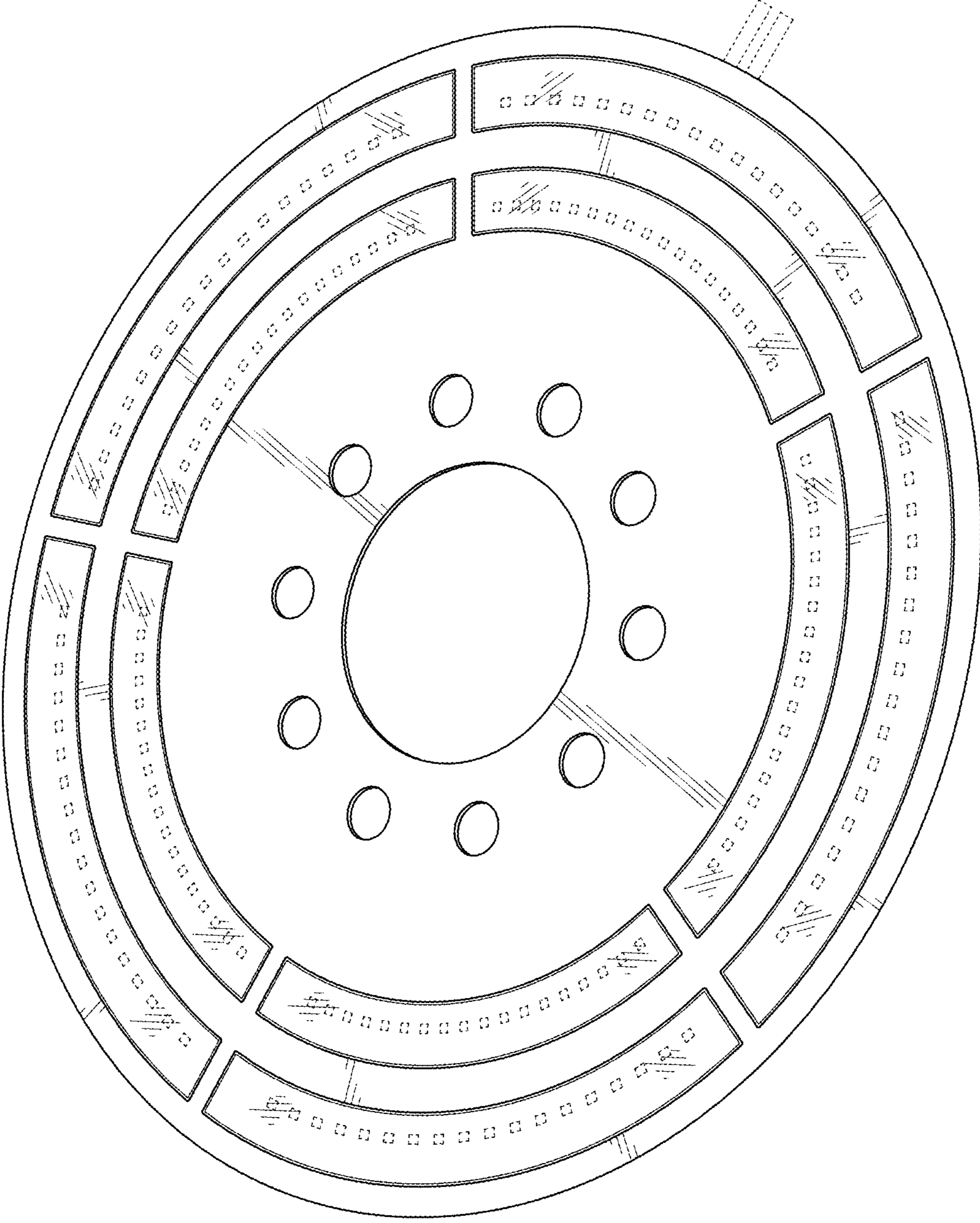


FIG. 1

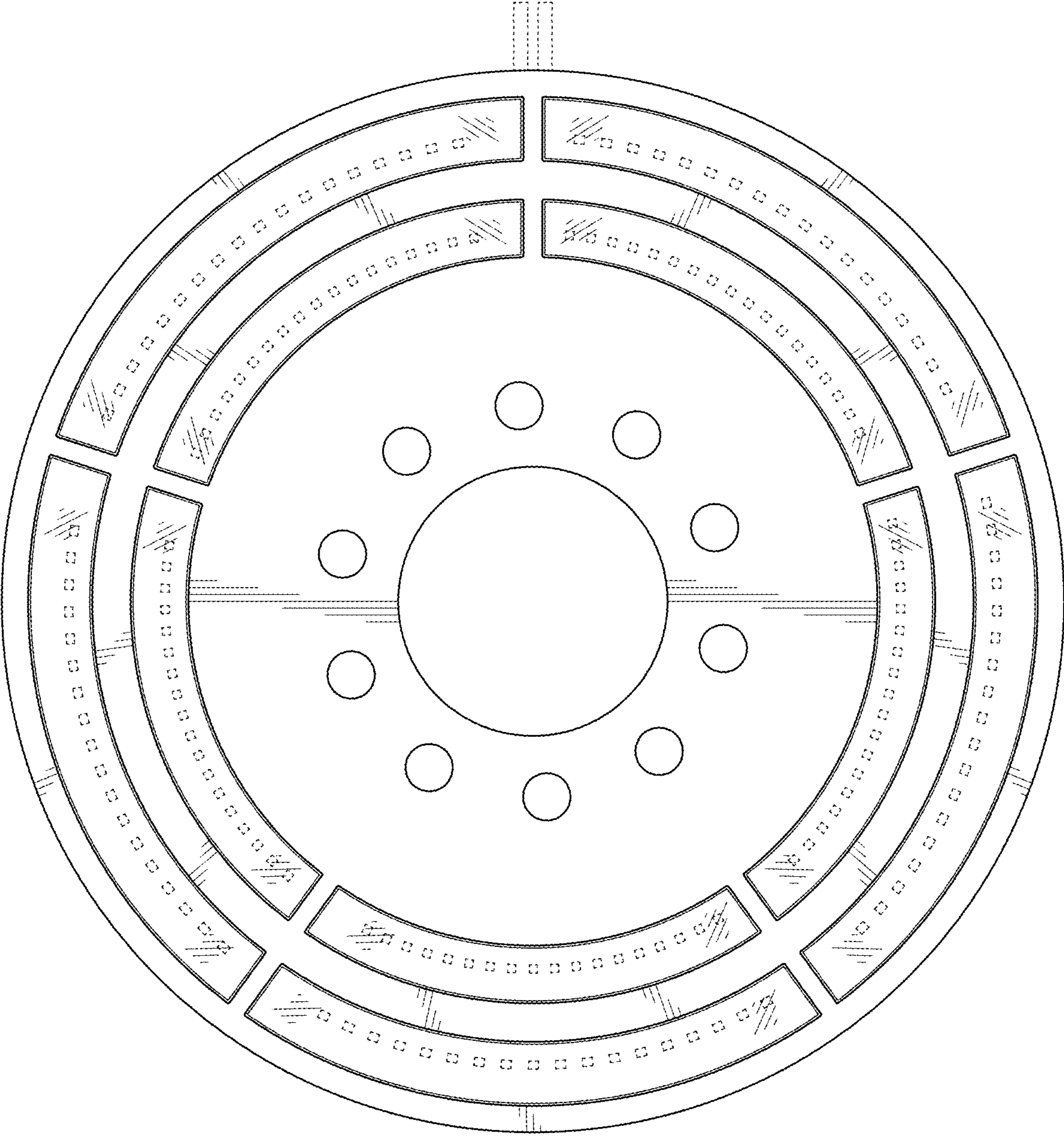


FIG. 2

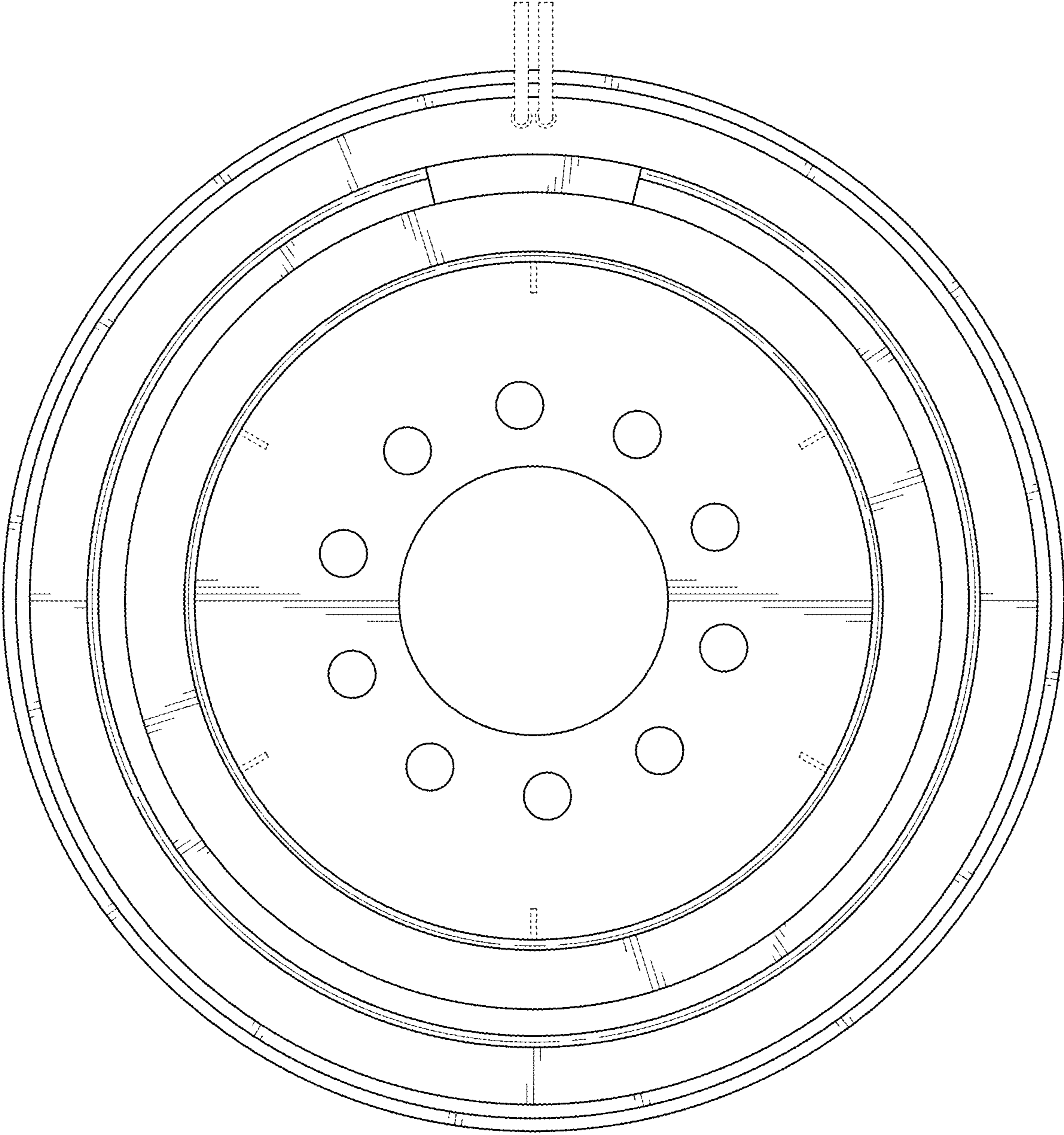


FIG. 3

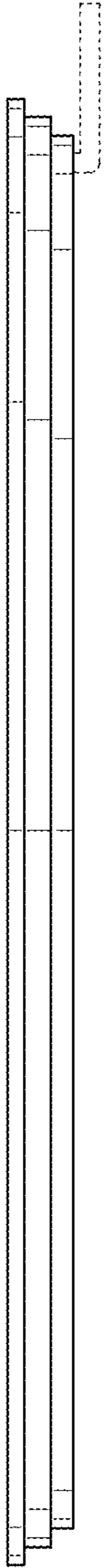


FIG. 4



FIG. 5

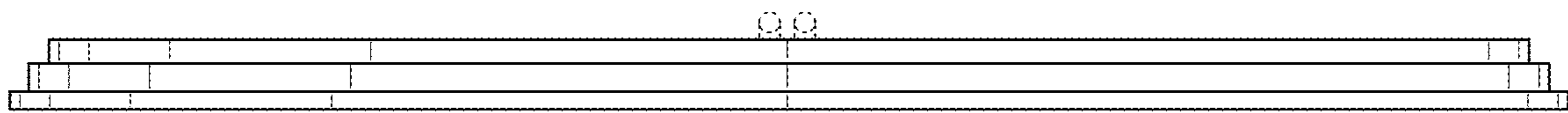


FIG. 6

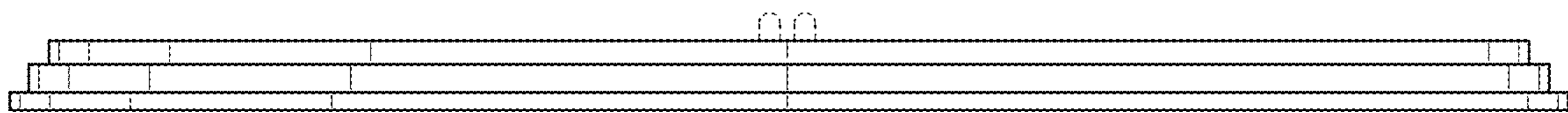


FIG. 7