



US00D881422S

(12) **United States Design Patent** (10) **Patent No.:** **US D881,422 S**  
**Pan** (45) **Date of Patent:** **\*\* Apr. 14, 2020**

(54) **LIGHT BULB** D639,464 S 6/2011 Li et al.  
D645,170 S \* 9/2011 Parker ..... D26/4  
(71) Applicant: **Everstar Merchandise Co., Ltd.**, Hung D647,647 S \* 10/2011 Parker ..... D26/4  
Hom Kowloon (HK) D650,119 S 12/2011 Yang et al.  
D661,821 S 6/2012 Veres et al.  
(72) Inventor: **Andy Kuo-An Pan**, Hung Hom D668,368 S \* 10/2012 Lu ..... D26/4  
Kowloon (HK) D674,924 S 1/2013 Zhang  
D688,393 S 8/2013 Tsai  
D688,408 S 8/2013 Wung et al.  
(73) Assignee: **Everstar Merchandise Co., Ltd.**, Hung D694,436 S 11/2013 Zhang  
Hom Kowloon (HK) D716,970 S 11/2014 Wei et al.  
D734,511 S 7/2015 Liu  
(\*\*) Term: **15 Years** D739,051 S 9/2015 Howard et al.  
D740,971 S 10/2015 Howard et al.  
D750,289 S 2/2016 Boschetto  
(21) Appl. No.: **29/677,923** D822,860 S \* 7/2018 Lin ..... D26/4

(22) Filed: **Jan. 24, 2019**  
(51) **LOC (12) Cl.** ..... **26-04**  
(52) **U.S. Cl.**  
USPC ..... **D26/4**  
(58) **Field of Classification Search**  
USPC ..... D6/1-4  
CPC ..... H01R 5/00; H01R 13/46; H01R 13/514;  
H01R 31/048; H01R 31/02; H01J 5/00;  
H01J 5/16; H01J 1/02; H01J 15/00; H01J  
5/48; H01J 5/50; H01J 19/54; F21V 5/00;  
F21K 9/00; F21K 13/00  
See application file for complete search history.

FOREIGN PATENT DOCUMENTS  
CA 2577486 A1 8/2008  
CN 301446949 S 1/2011  
CN 303209511 S 5/2015  
\* cited by examiner

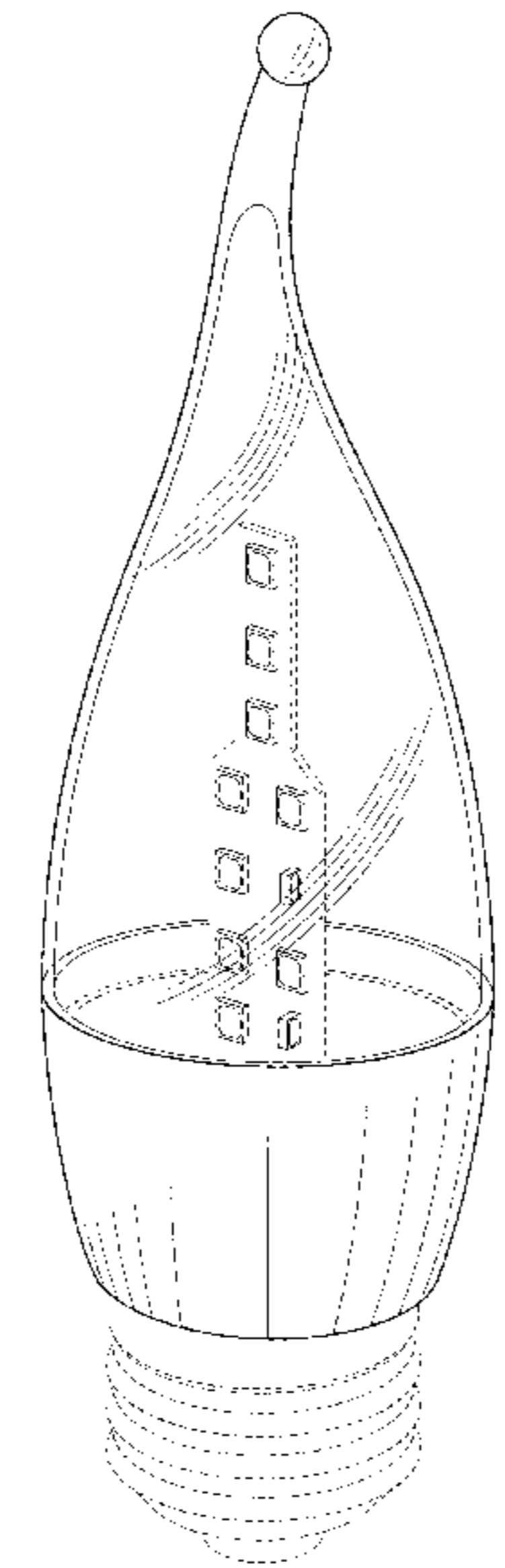
*Primary Examiner* — Marcus A Jackson  
(74) *Attorney, Agent, or Firm* — Womble Bond Dickinson  
(US) LLP

(56) **References Cited**  
U.S. PATENT DOCUMENTS  
D177,344 S 4/1956 Mehr  
D208,553 S 9/1967 Siegal  
5,184,890 A 2/1993 Chen et al.  
5,634,812 A 6/1997 Chen  
D427,695 S 7/2000 Ho  
D558,904 S 1/2008 Tsuruha et al.  
D597,228 S \* 7/2009 Chang ..... D26/4  
D610,272 S 2/2010 Guo et al.  
D610,277 S 2/2010 Lee  
D614,320 S 4/2010 Yoo  
D628,322 S 11/2010 Sakai et al.  
D634,032 S 3/2011 de Visser

(57) **CLAIM**  
The ornamental design for a light bulb, as shown and described.

**DESCRIPTION**  
FIG. 1 is a top front perspective view of a light bulb according to my design;  
FIG. 2 is a front view thereof;  
FIG. 3 is a rear view thereof;  
FIG. 4 is a right side view thereof;  
FIG. 5 is a left side view thereof;  
FIG. 6 is a top view thereof; and,  
FIG. 7 is a bottom view thereof.

**1 Claim, 4 Drawing Sheets**



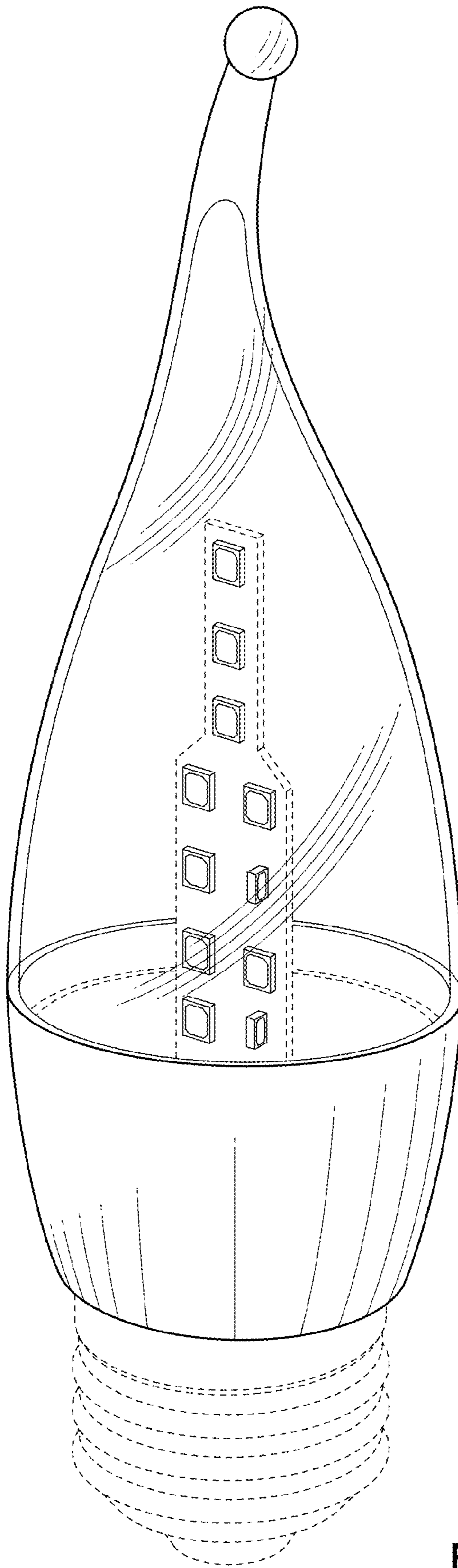


FIG. 1

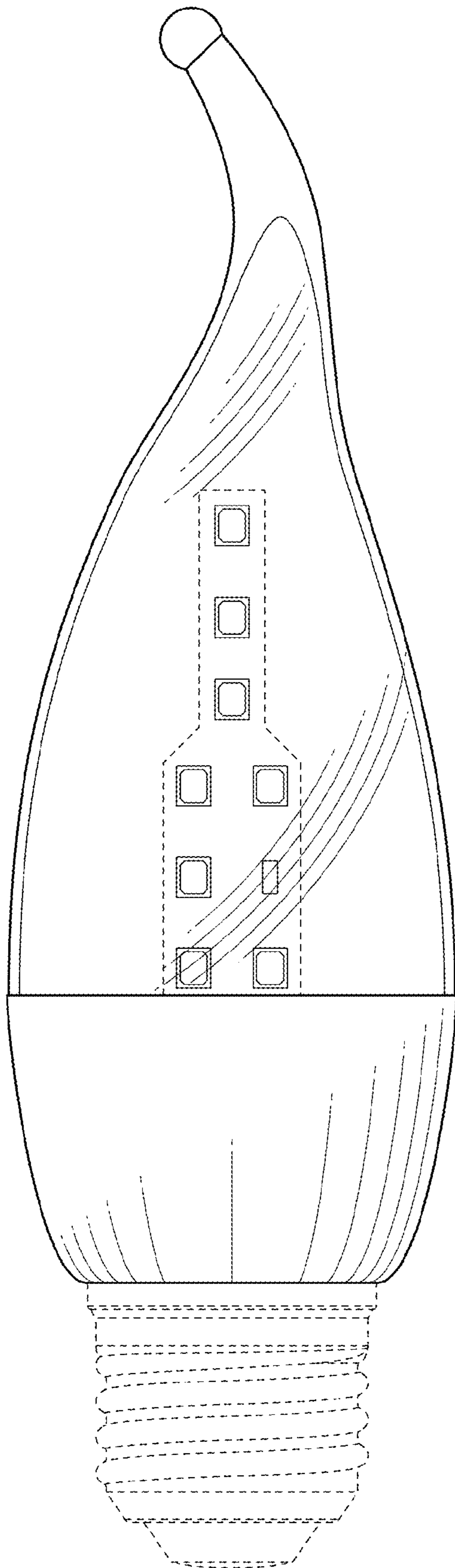


FIG. 2

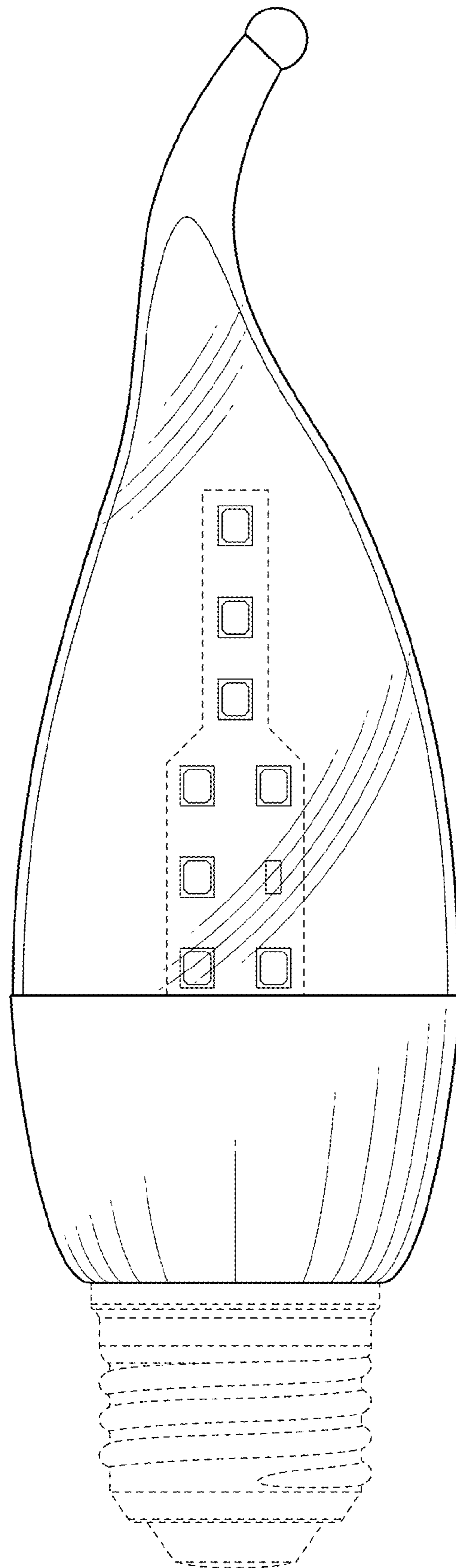


FIG. 3

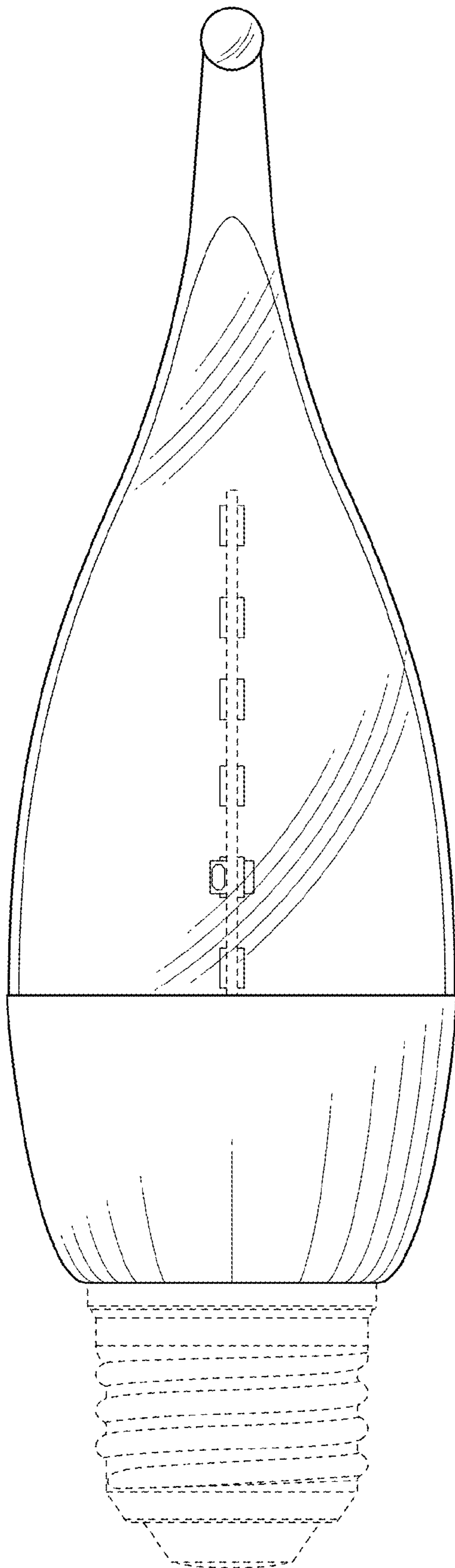


FIG. 4

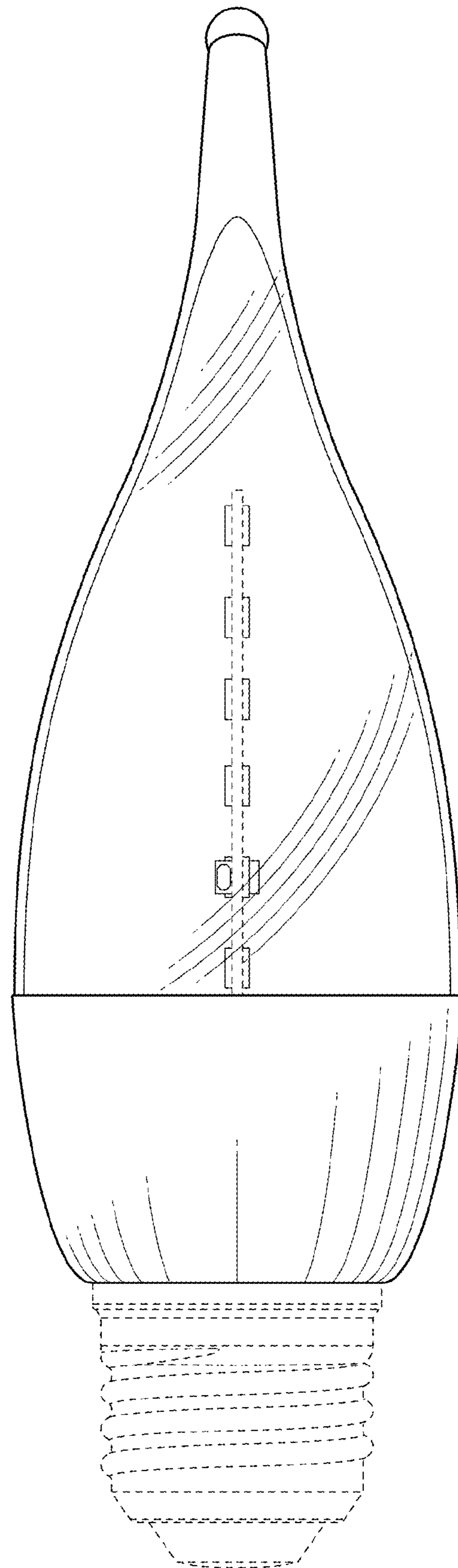


FIG. 5



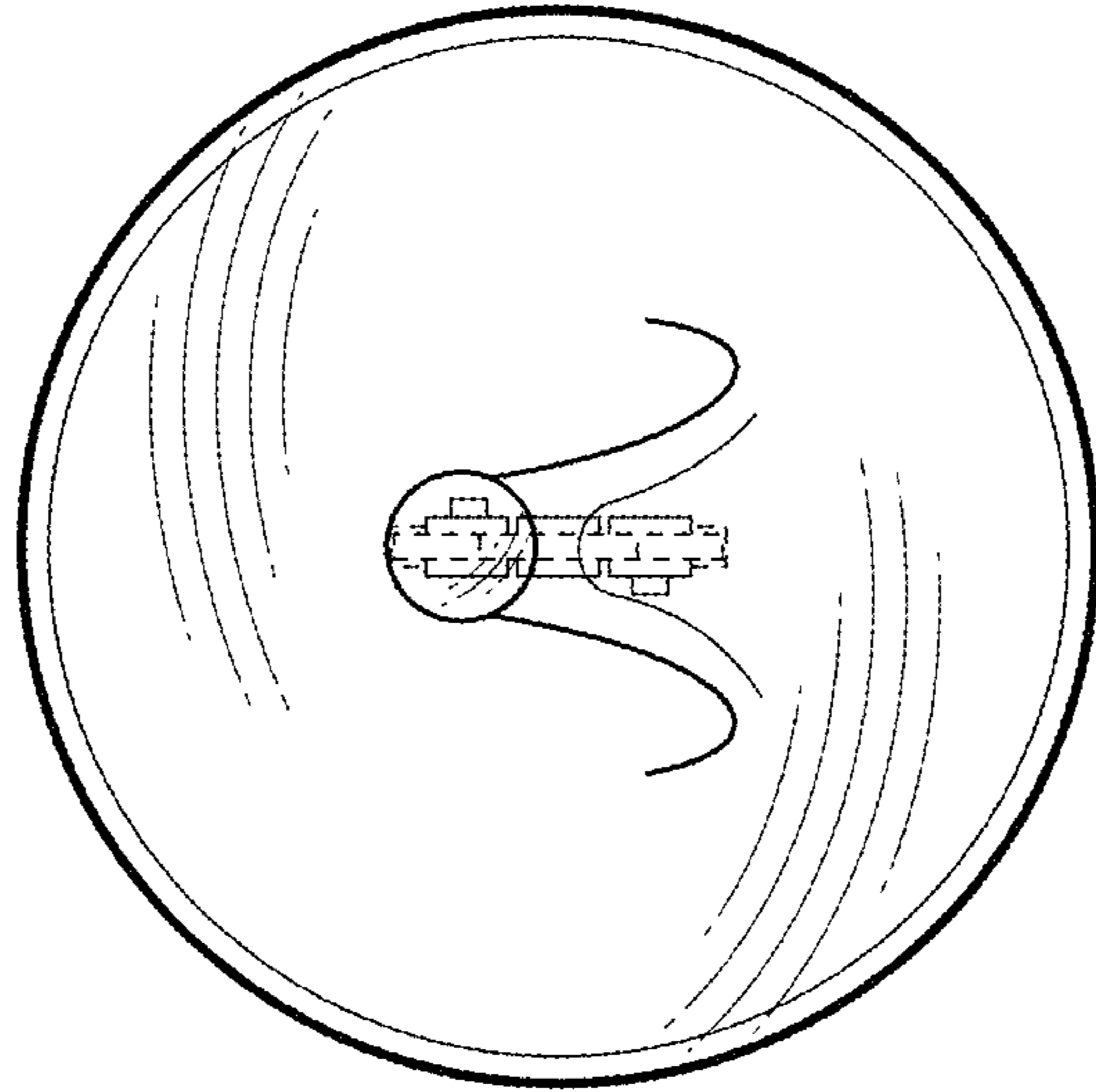


FIG. 6

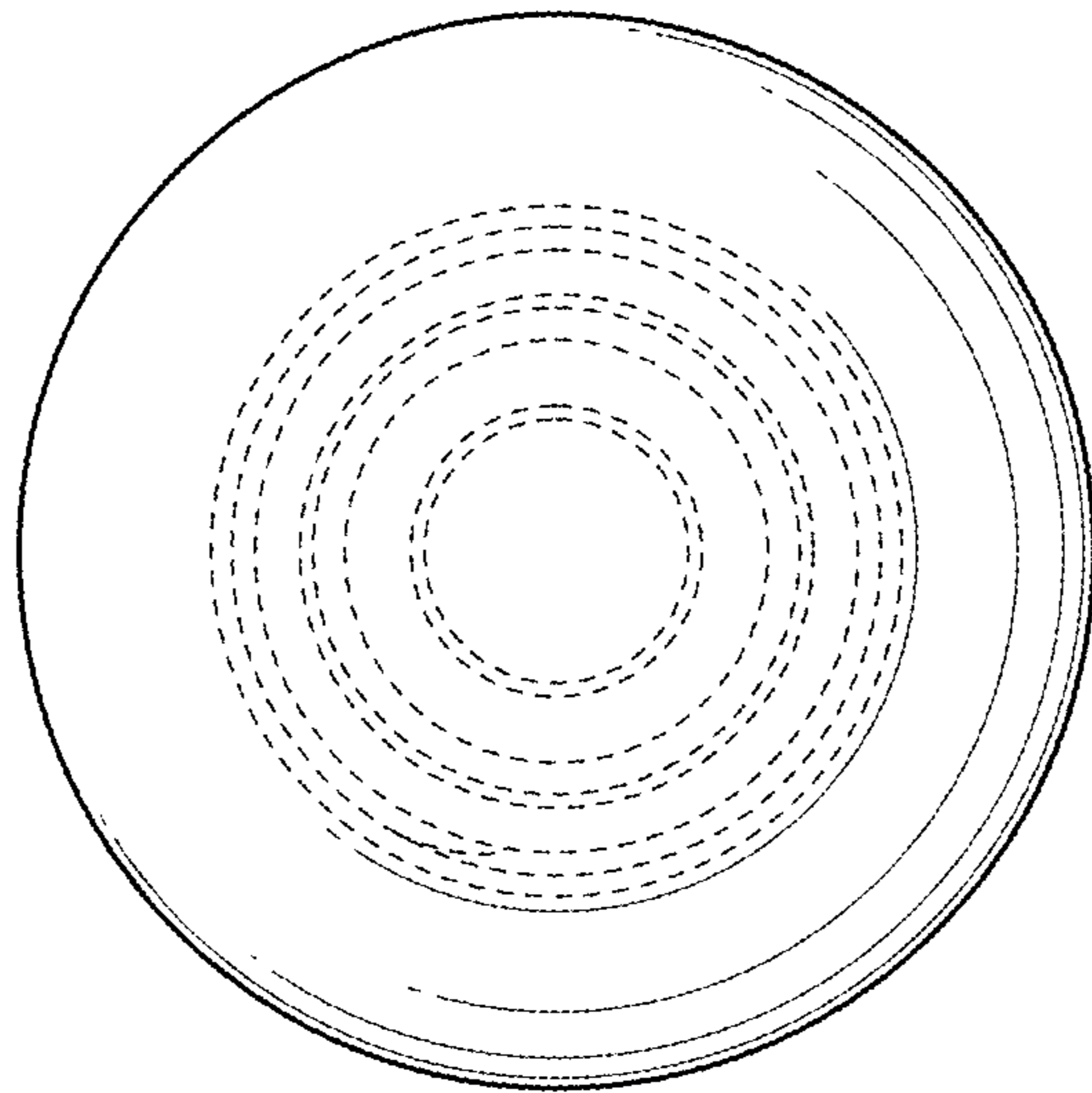


FIG. 7