



US00D881420S

(12) **United States Design Patent** (10) **Patent No.:** **US D881,420 S**
Pan (45) **Date of Patent:** **** Apr. 14, 2020**

(54) **LIGHT BULB**
(71) Applicant: **Everstar Merchandise Co., Ltd.**, Hung Hom Kowloon (HK)
(72) Inventor: **Andy Kuo-An Pan**, Hung Hom Kowloon (HK)
(73) Assignee: **Everstar Merchandise Co., Ltd.**, Hung Hom Kowloon (HK)
(**) Term: **15 Years**

D628,322 S 11/2010 Sakai et al.
D634,032 S 3/2011 de Visser
D639,464 S 6/2011 Li et al.
D650,119 S 12/2011 Yang et al.
D661,821 S 6/2012 Veres et al.
D669,610 S * 10/2012 Yamamoto D26/2
D671,235 S * 11/2012 Yamamoto D26/2
D674,924 S 1/2013 Zhang
D688,393 S 8/2013 Tsai
D688,408 S 8/2013 Wung et al.
D694,436 S 11/2013 Zhang
D716,970 S 11/2014 Wei et al.
D734,511 S 7/2015 Liu

(Continued)

(21) Appl. No.: **29/677,926**

FOREIGN PATENT DOCUMENTS

(22) Filed: **Jan. 24, 2019**
(51) **LOC (12) Cl.** **26-04**
(52) **U.S. Cl.**
USPC **D26/2**
(58) **Field of Classification Search**
USPC D26/1-4
CPC H01R 5/00; H01R 13/46; H01R 13/514;
H01R 31/048; H01R 31/02; H01J 5/00;
H01J 5/16; H01J 1/02; H01J 15/00; H01J
5/48; H01J 5/50; H01J 19/54; F21V 5/00;
F21K 9/00; F21K 13/00

CA 2577486 A1 8/2008
CN 301446949 S 1/2011
CN 303209511 S 5/2015

Primary Examiner — Marcus A Jackson
(74) *Attorney, Agent, or Firm* — Womble Bond Dickinson (US) LLP

See application file for complete search history.

(57) **CLAIM**

The ornamental design for a light bulb, as shown and described.

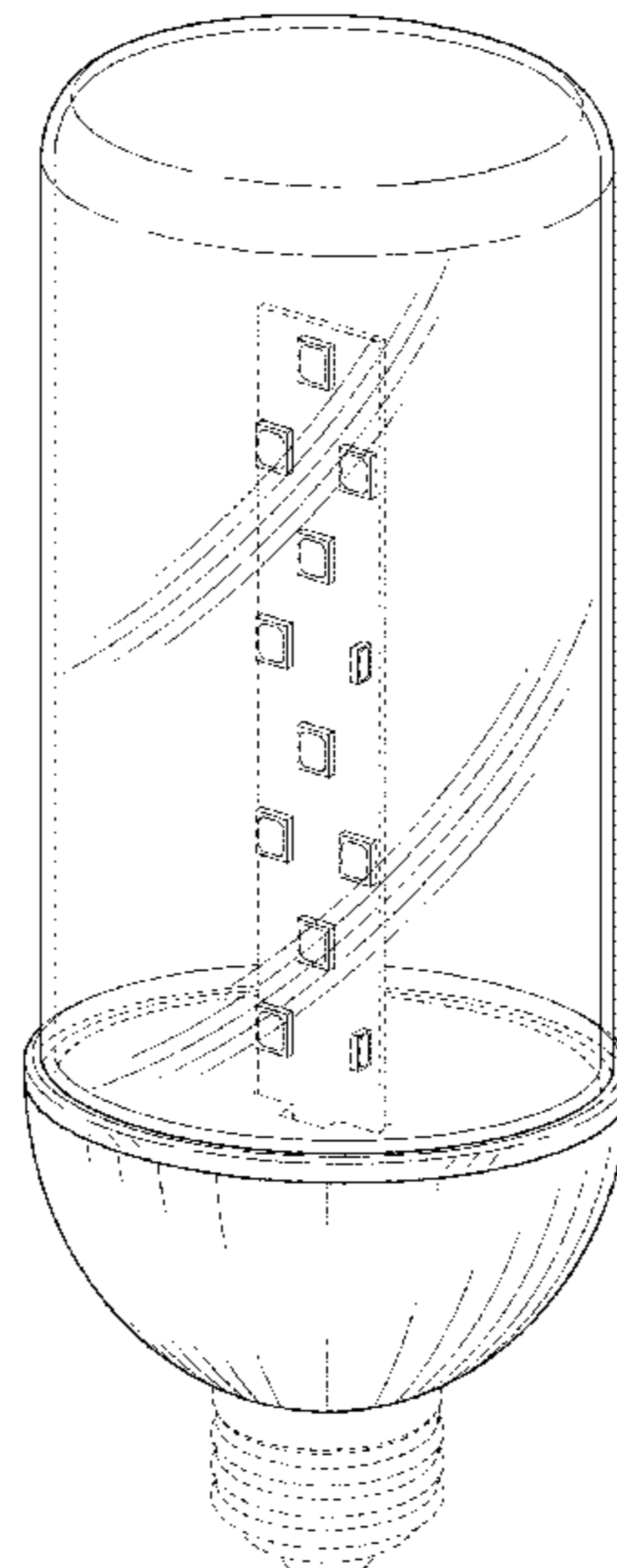
DESCRIPTION

(56) **References Cited**
U.S. PATENT DOCUMENTS

D177,344 S 4/1956 Mehr
D208,553 S 9/1967 Siegal
5,184,890 A 2/1993 Chen et al.
5,634,812 A 6/1997 Chen
D427,695 S 7/2000 Ho
D543,288 S * 5/2007 Bembridge D26/2
D558,904 S 1/2008 Tsuruha et al.
D579,130 S * 10/2008 Hernandez, Jr. D26/2
D600,368 S * 9/2009 Bertram D26/2
D610,272 S 2/2010 Guo et al.
D610,277 S 2/2010 Lee
D614,320 S 4/2010 Yoo

FIG. 1 is top front perspective view of a light bulb according to my design;
FIG. 2 is a front view thereof;
FIG. 3 is a rear view thereof;
FIG. 4 is a right side view thereof;
FIG. 5 is a left side view thereof;
FIG. 6 is a top view thereof; and,
FIG. 7 is a bottom view thereof.
The broken line showing of portions of the bulb is included for the purpose of illustrating only and forms no part of the claimed design.

1 Claim, 4 Drawing Sheets



(56)

References Cited

U.S. PATENT DOCUMENTS

D739,051 S	9/2015	Howard et al.
D740,971 S	10/2015	Howard et al.
D750,289 S	2/2016	Boschetto

* cited by examiner

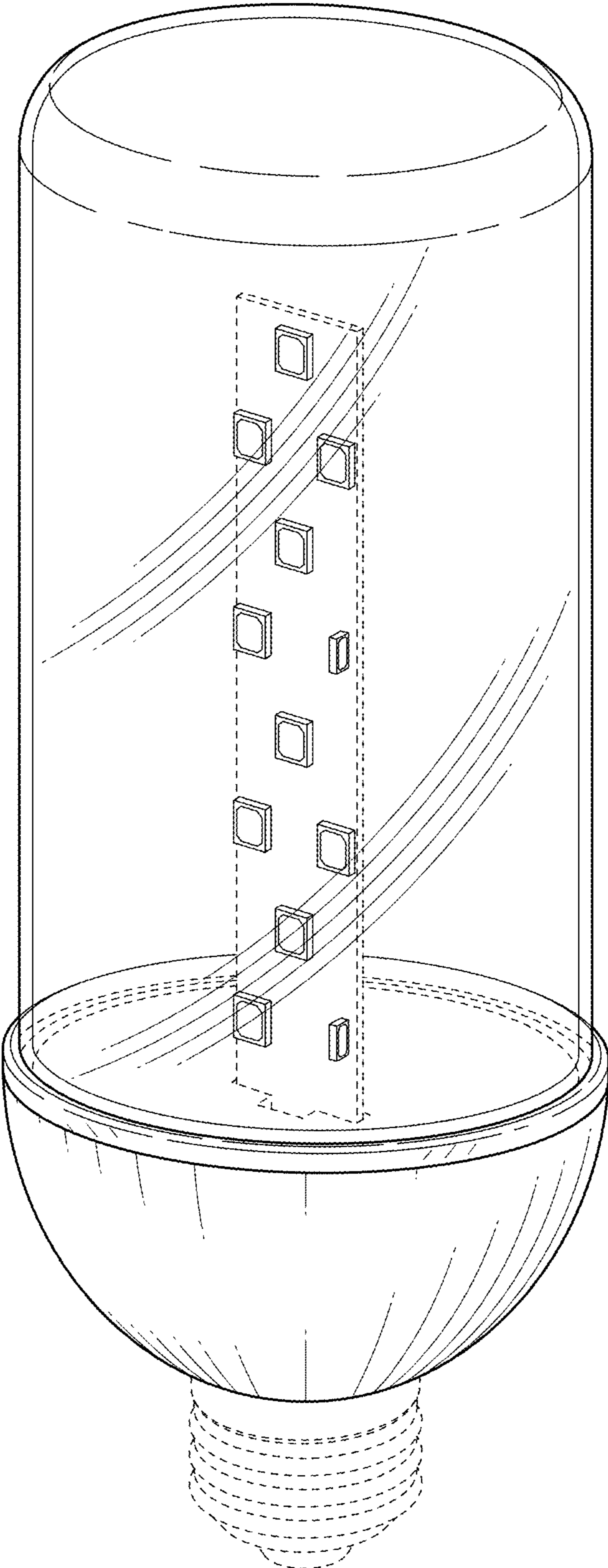


FIG. 1

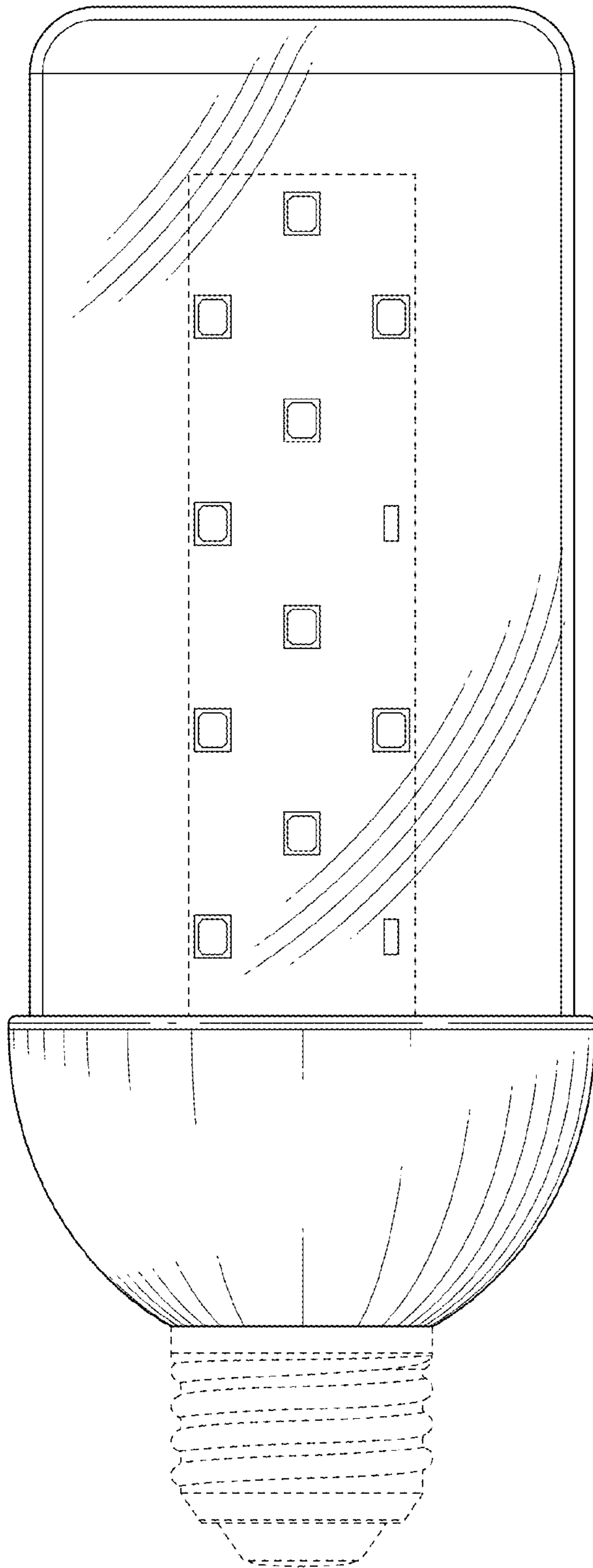


FIG. 2

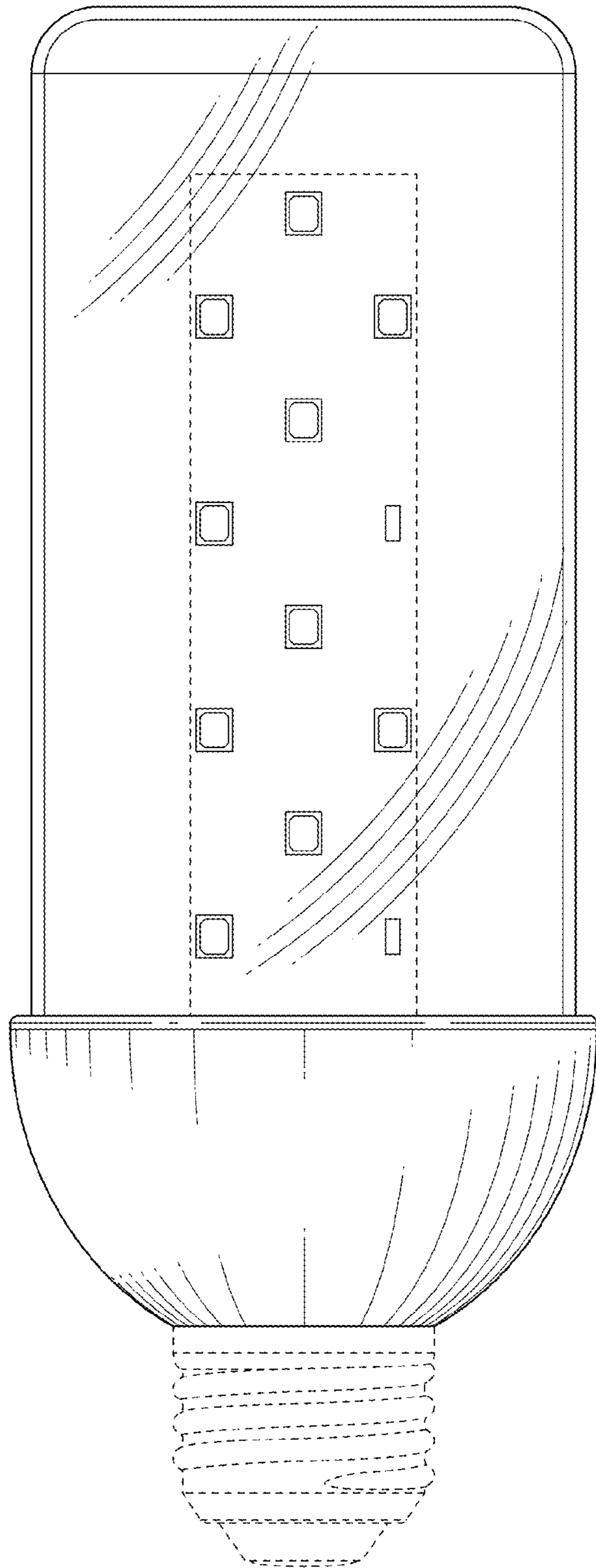


FIG. 3

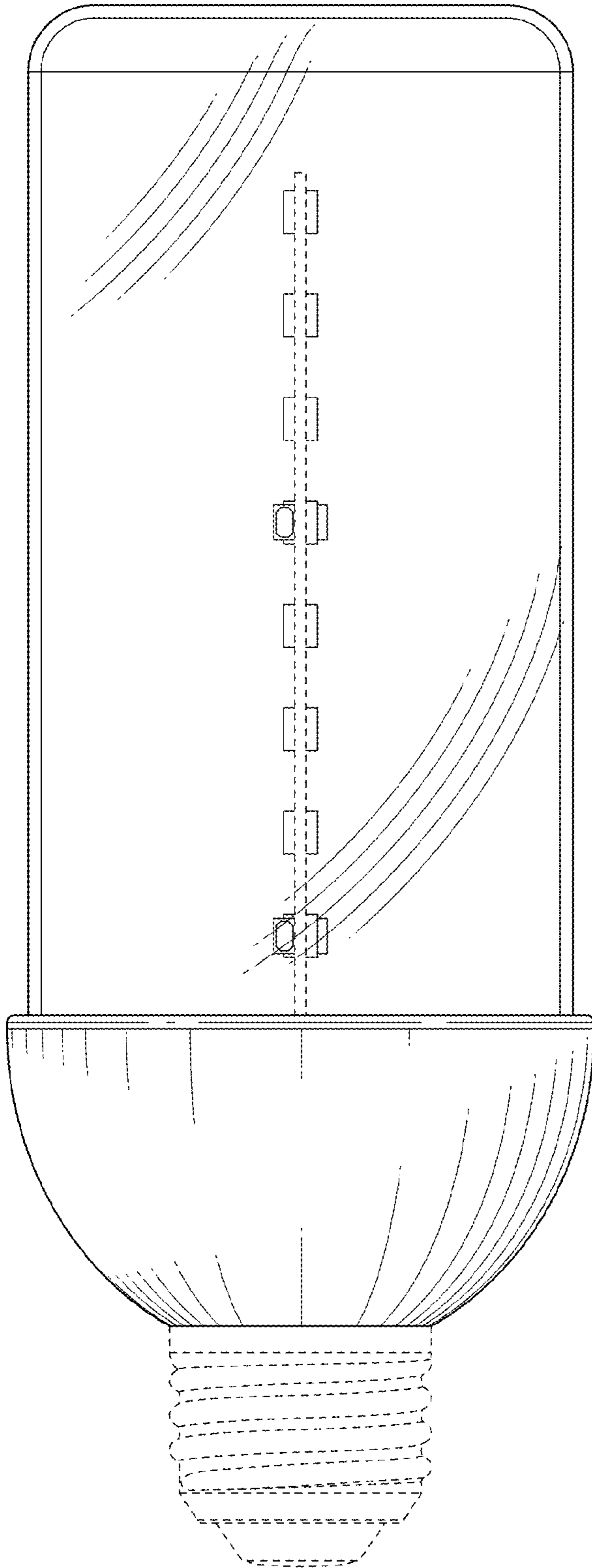


FIG. 4

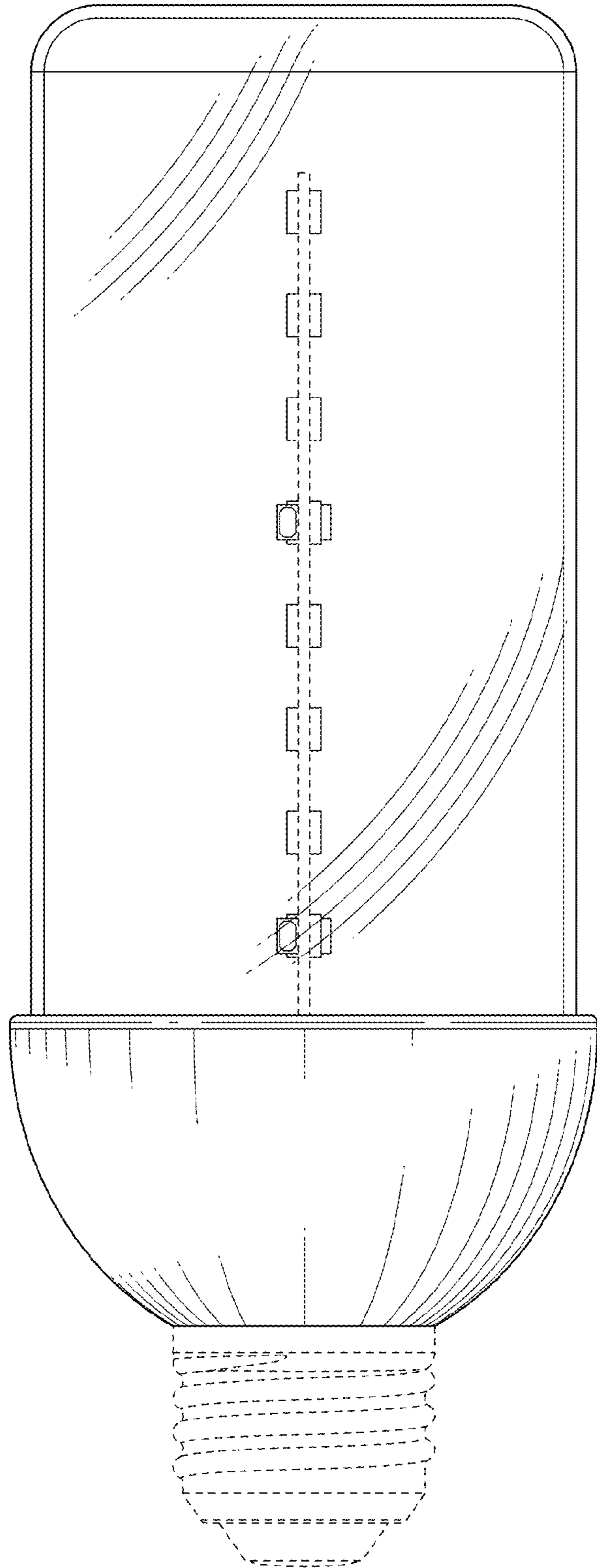


FIG. 5

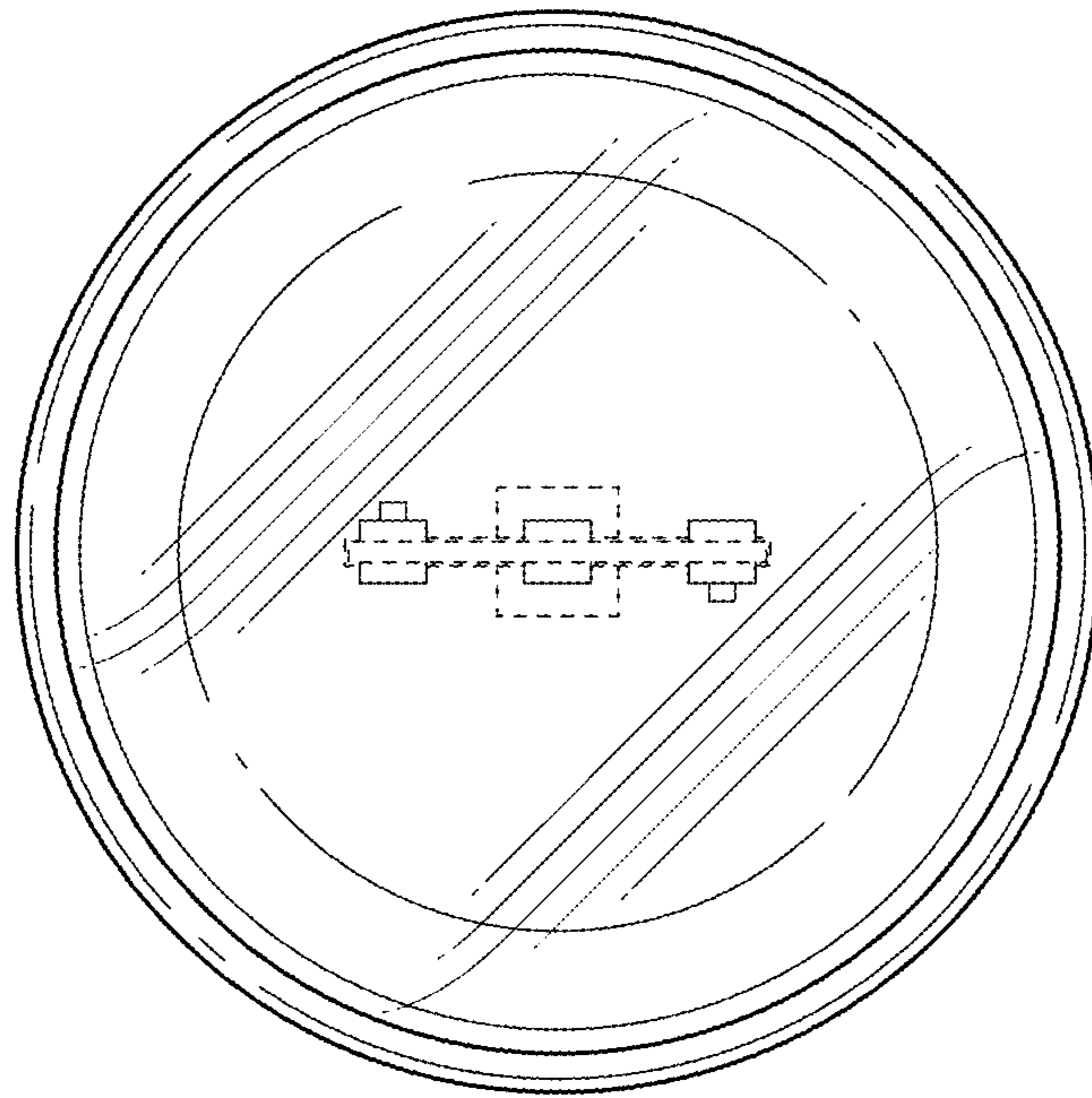


FIG. 6

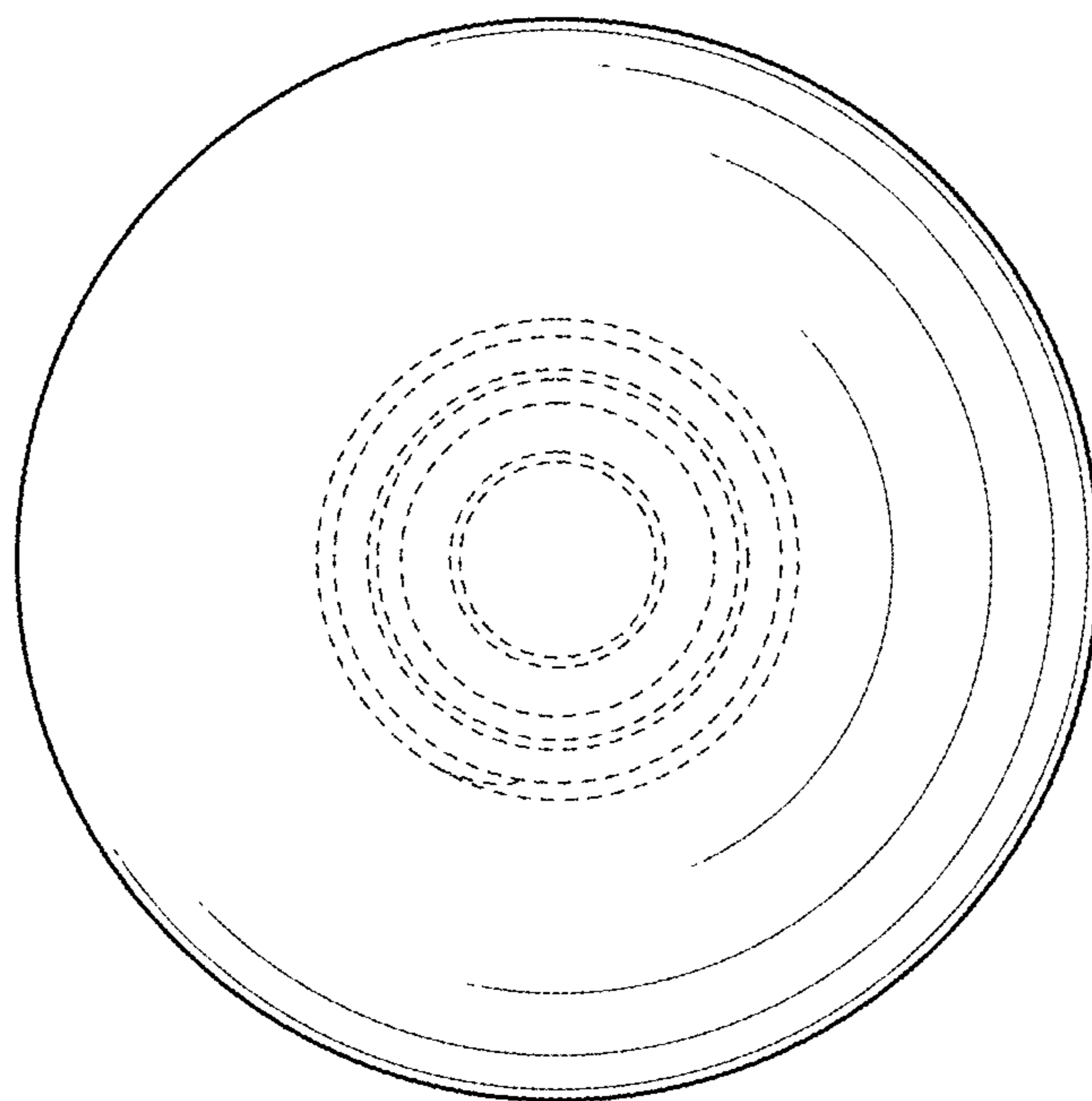


FIG. 7