



US00D881379S

(12) **United States Design Patent**
Zhan

(10) **Patent No.:** **US D881,379 S**
(45) **Date of Patent:** **** Apr. 14, 2020**

(54) **PROTECTIVE MASK**

(71) Applicant: **Changzhou Chudeng Trading Co., Ltd.**, Changzhou (CN)

(72) Inventor: **Han Zhan**, Jiangsu (CN)

(73) Assignee: **CHANGZHOU CHUDENG TRADING CO., LTD.**, Changzhou (CN)

(**) Term: **15 Years**

(21) Appl. No.: **29/716,313**

(22) Filed: **Dec. 9, 2019**

(51) **LOC (12) Cl.** **29-02**

(52) **U.S. Cl.**
USPC **D24/110.2; D29/108; D24/110.4**

(58) **Field of Classification Search**
USPC D29/100, 101.1, 101.2, 102, 105, 106, D29/108; D24/110, 110.1, 110.2, 110.4, D24/110.5, 110.6
CPC . A61F 9/06; A61F 9/068; A62B 18/00; A62B 18/003; A62B 18/006; A62B 18/02; A62B 18/025; A62B 18/04; A62B 18/045; A62B 18/06; A62B 18/08; A62B 18/088; A62B 18/10; A62B 23/00; A62B 23/02; A62B 23/025; A62B 23/06; A61M 16/06; A61M 16/0605; A61M 16/0616
See application file for complete search history.

3,259,127 A * 7/1966 Klinger A62B 18/082 128/206.23

D208,077 S * 7/1967 Fountain et al. D24/110.2

D271,246 S * 11/1983 Matheson D24/110.1

D331,988 S * 12/1992 Markert D24/110.2

D336,546 S * 6/1993 Lybrand D24/110.2

D378,610 S * 3/1997 Reischel D24/110.1

D382,341 S * 8/1997 Freund D24/110.1

D388,872 S * 1/1998 Grannis D24/110.4

D402,755 S * 12/1998 Kwok D24/110.4

D409,744 S * 5/1999 Grannis D24/110.1

D426,298 S * 6/2000 Grannis D24/110.2

D459,837 S 7/2002 Dupuis

D487,534 S * 3/2004 Broersma D29/108

D518,242 S * 3/2006 Wright D29/108

D522,179 S * 5/2006 Wright D29/108

D555,290 S * 11/2007 Wright D29/108

D556,384 S 11/2007 Dupuis

D574,486 S * 8/2008 Betz D24/110.2

D589,211 S 3/2009 Stevens

D589,607 S * 3/2009 Ungar D24/110.2

D593,197 S * 5/2009 Todd D24/110.2

D602,154 S * 10/2009 Ono D24/110.2

(Continued)

Primary Examiner — Elizabeth J Oswecki
(74) *Attorney, Agent, or Firm* — Muncy, Geissler, Olds & Lowe, P.C.

(57) **CLAIM**

The ornamental design for a protective mask, as shown and described.

DESCRIPTION

FIG. 1 is a front elevational view of a protective mask showing my new design;
FIG. 2 is a rear elevational view thereof;
FIG. 3 is a left side view thereof;
FIG. 4 is a right side view thereof;
FIG. 5 is a top plan view thereof;
FIG. 6 is a bottom plan view thereof; and,
FIG. 7 is a perspective view thereof.

1 Claim, 7 Drawing Sheets

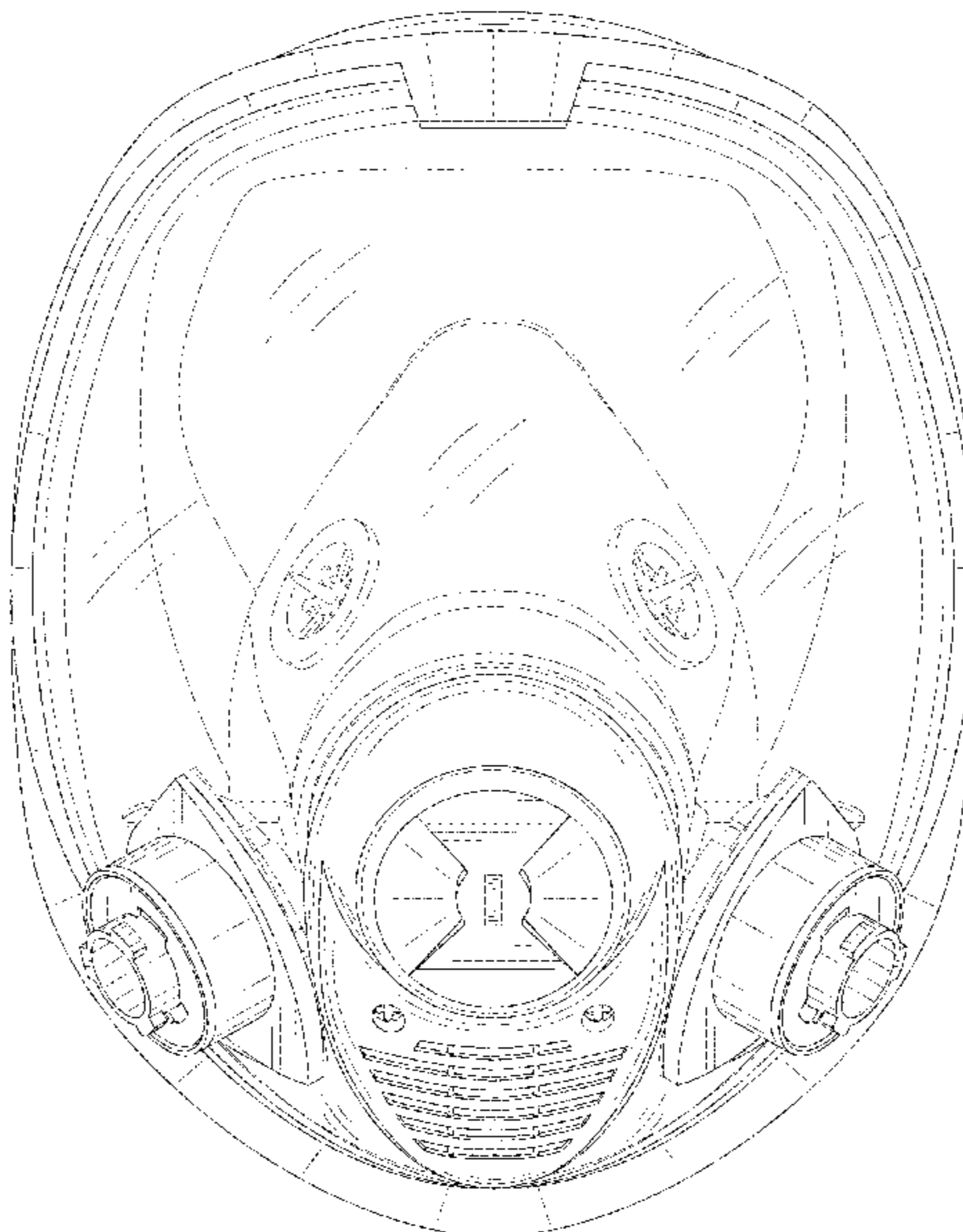
(56) **References Cited**

U.S. PATENT DOCUMENTS

2,300,912 A * 11/1942 Dodge A62B 18/00 128/201.15

2,327,995 A * 8/1943 Bulbulian A62B 18/00 128/205.17

2,931,356 A * 4/1960 Schwarz A61M 16/06 128/206.24



(56)

References Cited

U.S. PATENT DOCUMENTS

D645,955 S * 9/2011 Kooij D24/110.1
D671,688 S * 11/2012 Sullivan, II A41D 13/1146
D29/108
D686,372 S * 7/2013 Smith D29/108
D697,271 S * 1/2014 Sun D29/108
D775,722 S * 1/2017 Caprice D24/110.2
D791,932 S * 7/2017 Rydh D24/110.4
D801,589 S 10/2017 Stevens
D840,602 S 2/2019 Kreitschmann
D857,999 S 8/2019 Hanner
D869,640 S * 12/2019 Fan D24/110.2
D869,641 S * 12/2019 Sang D24/110.2
D870,267 S * 12/2019 Lin D24/110.2

* cited by examiner




Fig. 1

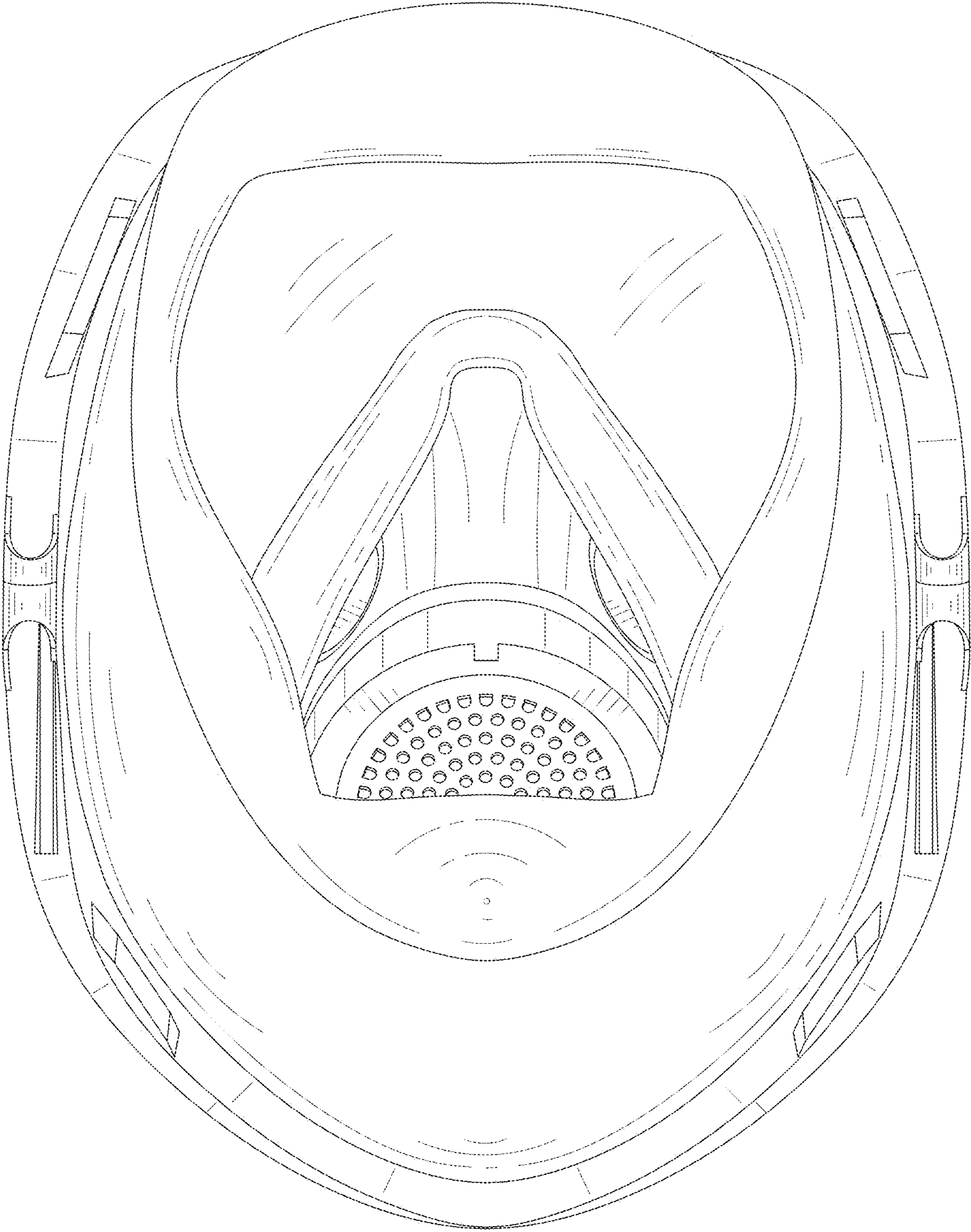


Fig.2

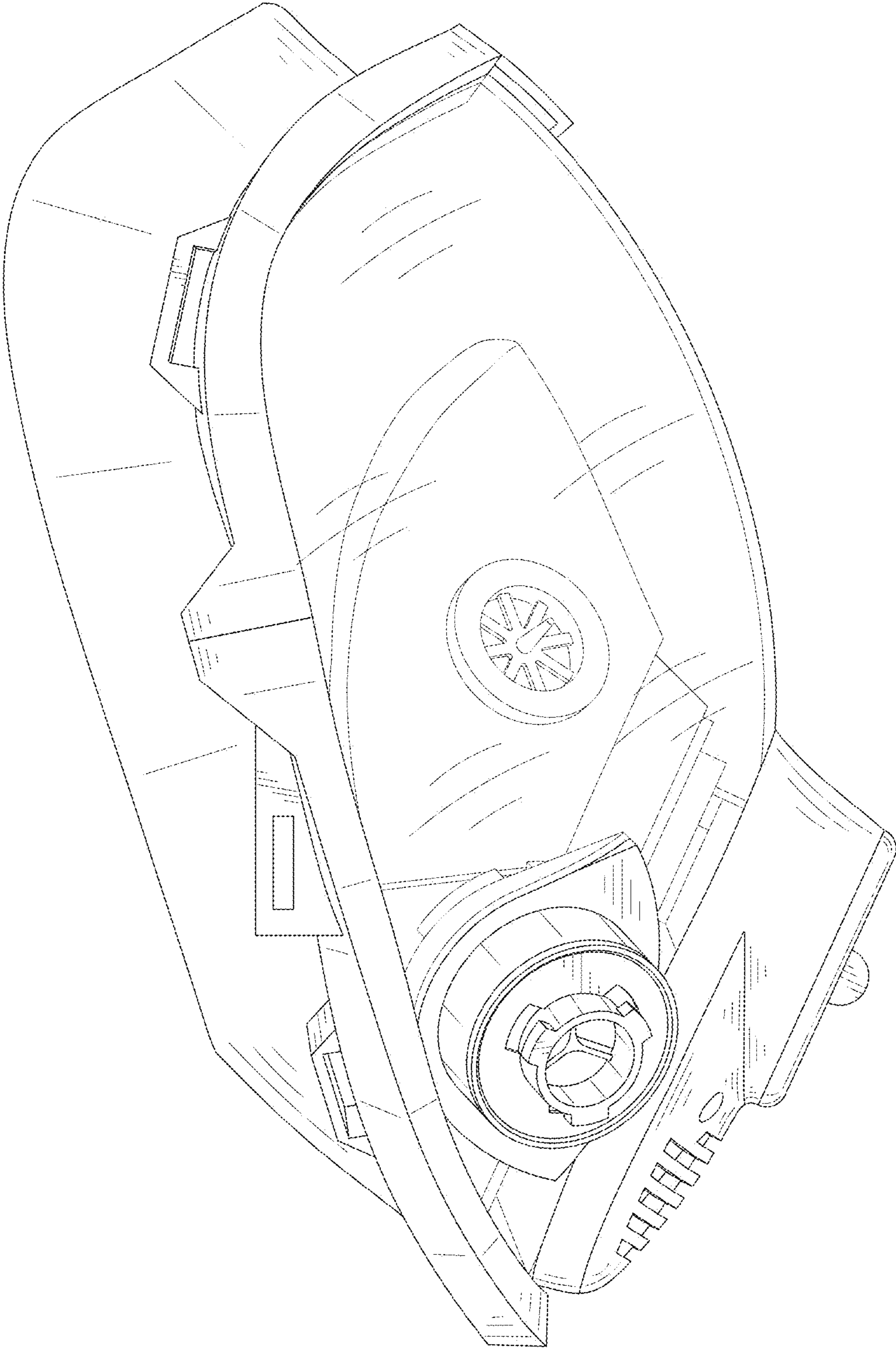


Fig.3

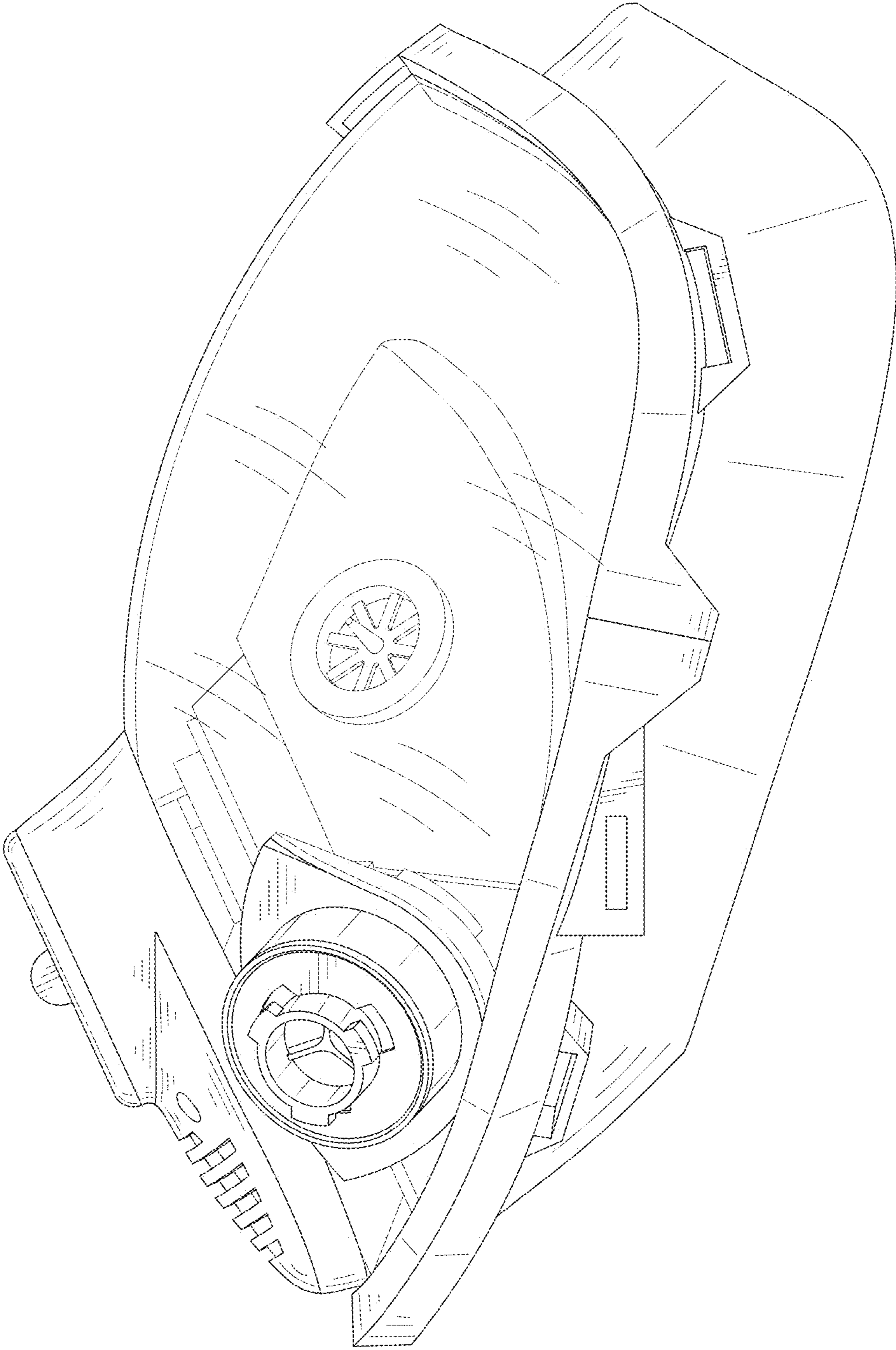


Fig.4

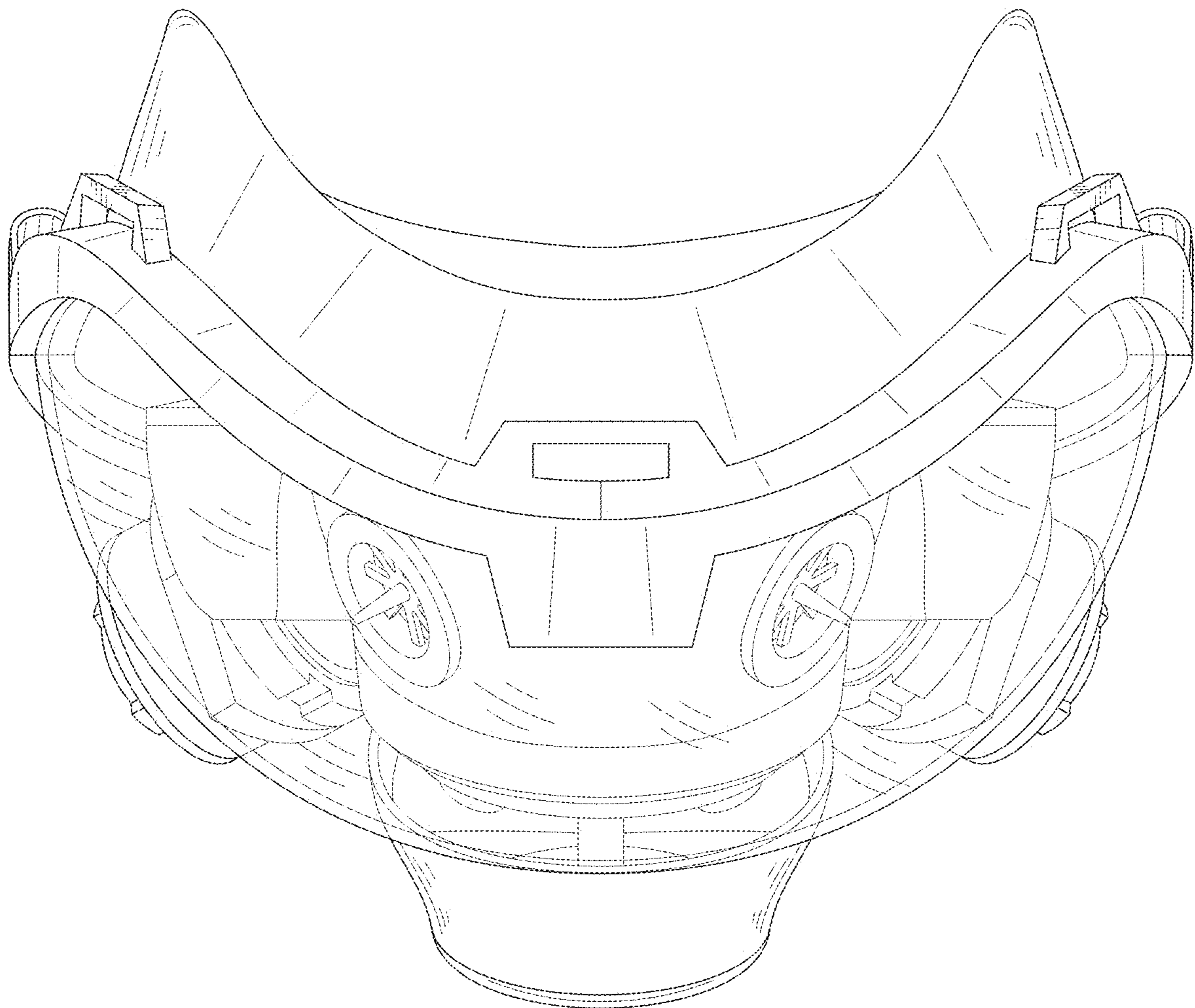


Fig. 5

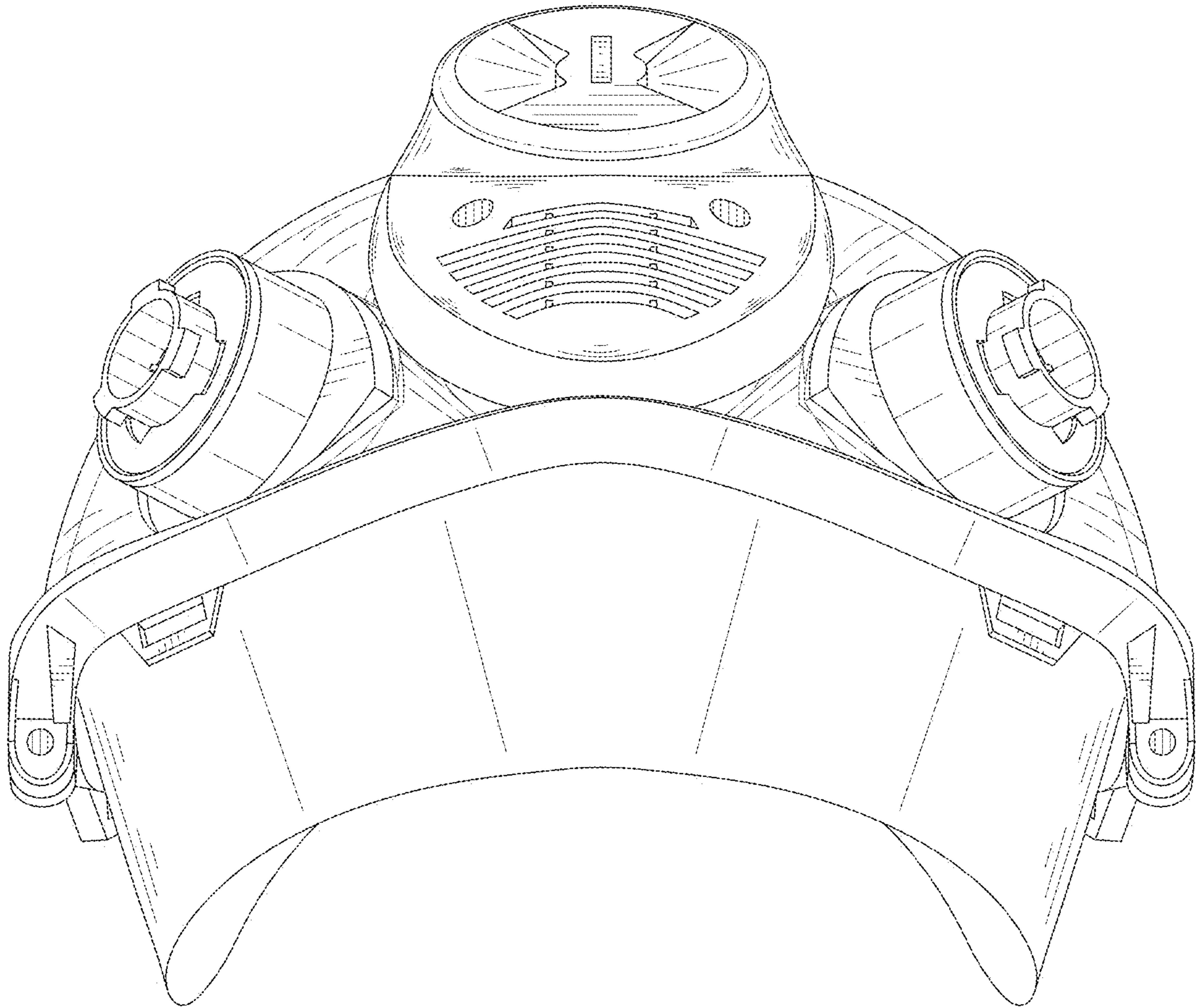


Fig.6




Fig. 7