



US00D881367S

(12) **United States Design Patent** (10) **Patent No.:** **US D881,367 S**  
**Kihm et al.** (45) **Date of Patent:** **\*\* Apr. 14, 2020**

(54) **FRAGRANCE DISCHARGE APPARATUS**

(71) Applicant: **Pium, Inc.**, Fort Lee, NJ (US)

(72) Inventors: **Jae Yeon Kihm**, Uiwang-si (KR); **Min Chae Kim**, Jinju-si (KR)

(73) Assignee: **PIUM, INC.**, Fort Lee, NJ (US)

(\*\*) Term: **15 Years**

(21) Appl. No.: **29/671,676**

(22) Filed: **Nov. 29, 2018**

(30) **Foreign Application Priority Data**

Jun. 1, 2018 (KR) ..... 30-2018-0025553

(51) **LOC (12) Cl.** ..... **23-04**

(52) **U.S. Cl.**  
USPC ..... **D23/366**

(58) **Field of Classification Search**  
USPC ..... D23/208, 355-369  
CPC ..... A61L 9/02; A61L 9/03; A61L 9/12; A61L 9/035; A61L 9/125  
See application file for complete search history.

(56) **References Cited**

**U.S. PATENT DOCUMENTS**

D328,333 S *	7/1992	Casberg	.....	D23/208
D328,946 S *	8/1992	Havrilla	.....	D23/365
D681,791 S *	5/2013	Jorgensen	.....	D23/366
D716,432 S *	10/2014	Viala	.....	A61L 9/03
				D23/366
D788,280 S *	5/2017	Shah	.....	D23/366
D788,897 S *	6/2017	Lee	.....	D23/356
D800,881 S *	10/2017	Wu	.....	D23/356
D808,507 S *	1/2018	Zou	.....	D23/366

D810,265 S *	2/2018	Chen	.....	D23/366
D829,312 S *	9/2018	Riering-Czekalla	.....	D23/364
D831,811 S *	10/2018	Cho	.....	D23/364
D832,414 S *	10/2018	Sharma	.....	D23/364
D834,694 S *	11/2018	Walter	.....	D23/366
D835,766 S *	12/2018	Chen	.....	D23/364
D836,760 S *	12/2018	Fredang	.....	D23/364
D843,554 S *	3/2019	Engelhard	.....	D23/364
D845,456 S *	4/2019	Swanson	.....	D23/359
D846,106 S *	4/2019	Hu	.....	D23/366
D847,323 S *	4/2019	Gan	.....	D23/356
D849,218 S *	5/2019	Liang	.....	D23/356
D850,595 S *	6/2019	Li	.....	D23/366
D864,371 S *	10/2019	Chen	.....	D23/366
D864,374 S *	10/2019	Lee	.....	D23/366

\* cited by examiner

*Primary Examiner* — Sheryl Lane

*Assistant Examiner* — Calvin E Vansant

(74) *Attorney, Agent, or Firm* — Dinsmore & Shohl LLP; Yongsok Choi, Esq.

(57) **CLAIM**

The ornamental design for a fragrance discharge apparatus, as shown and described.

**DESCRIPTION**

FIG. 1 is the front perspective view of a fragrance discharge apparatus showing our new design;  
FIG. 2 is the front view thereof;  
FIG. 3 is the rear view thereof;  
FIG. 4 is the left-side view thereof;  
FIG. 5 is the right-side view thereof;  
FIG. 6 is the top plan view thereof; and,  
FIG. 7 is the bottom plan view thereof.  
The broken lines in the drawings depict parts of the fragrance discharge apparatus that form no part of the claim.

**1 Claim, 6 Drawing Sheets**

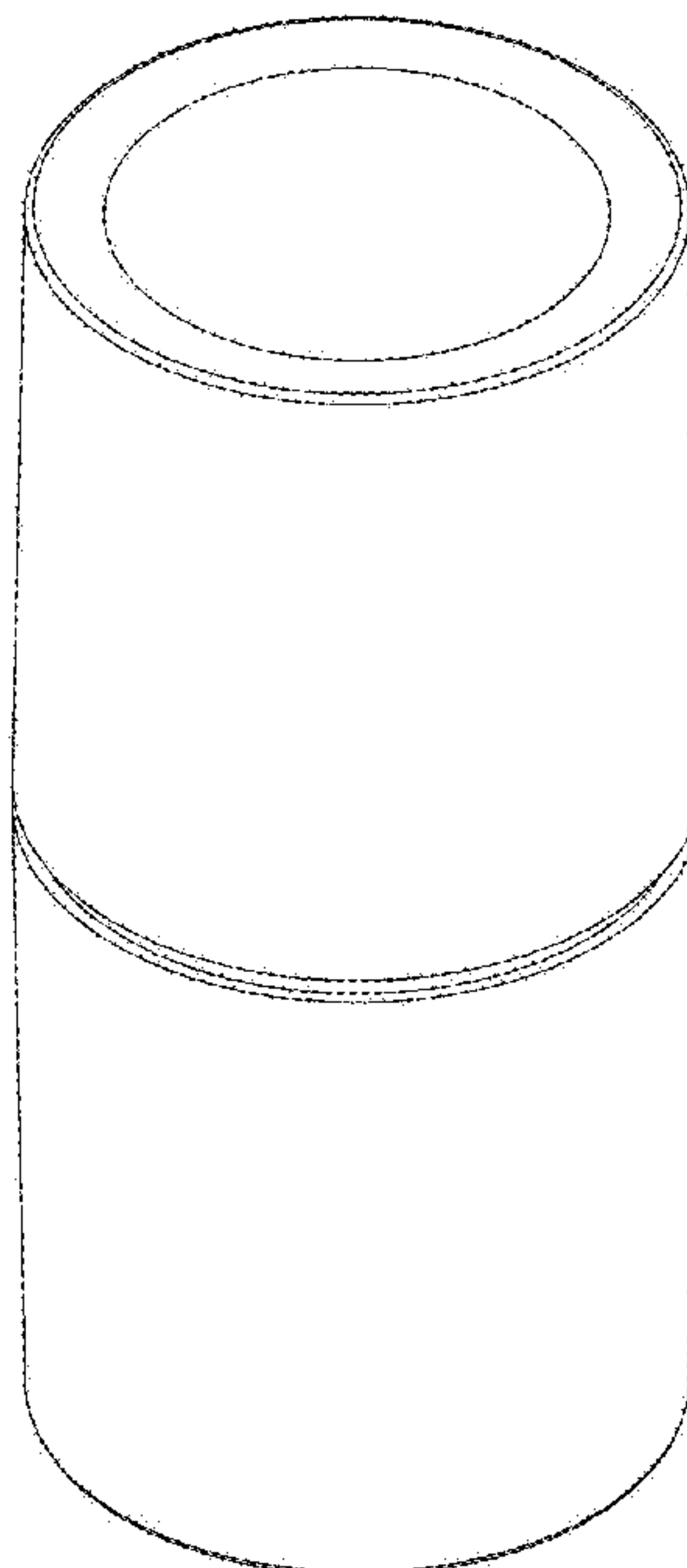


FIG. 1

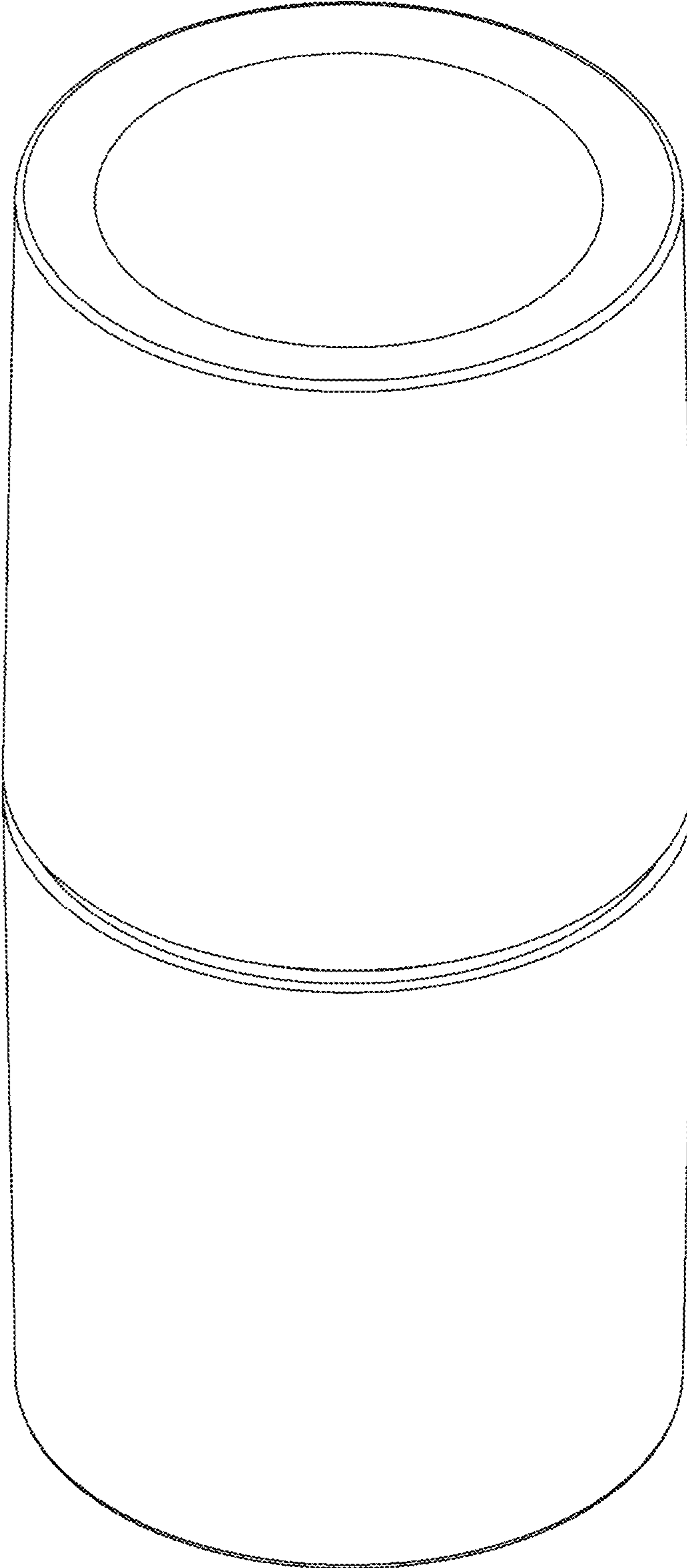


FIG. 2




FIG. 3




FIG. 4




FIG. 5






FIG. 6

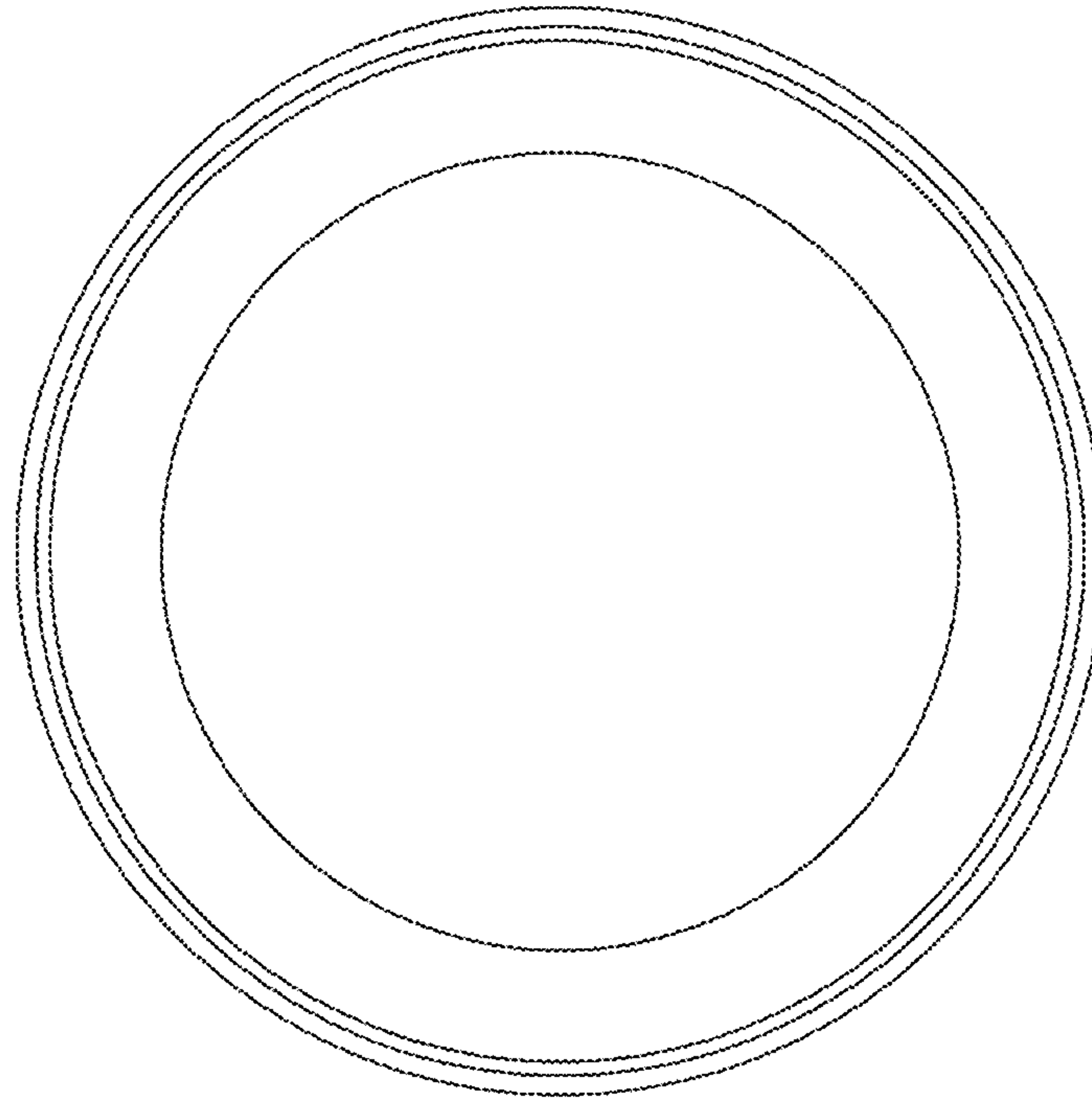


FIG. 7

