



US00D881363S

(12) **United States Design Patent** (10) **Patent No.:** **US D881,363 S**
Guo (45) **Date of Patent:** **** *Apr. 14, 2020**

(54) OIL FILLED HEATER	6,289,175 B1 * 9/2001 De' Longhi F24H 3/004 392/357
(71) Applicant: MIDEA GROUP CO., LTD. , Guangdong (CN)	D453,557 S * 2/2002 Pannozzo D23/335 D454,944 S * 3/2002 Hotaling D23/335 D460,816 S * 7/2002 Mavridis D23/335
(72) Inventor: Yuqiang Guo , Guangdong (CN)	D499,474 S * 12/2004 Ching D23/332 D505,997 S * 6/2005 Maegawa D23/332
(73) Assignee: MIDEA GROUP CO., LTD. , Foshan, Guangdong (CN)	D514,674 S * 2/2006 Blateri D23/335 D515,678 S * 2/2006 Blateri D23/335 D624,166 S * 9/2010 Zanolin D23/330 D684,245 S * 6/2013 Dong D23/330
(*) Notice: This patent is subject to a terminal dis- claimer.	D698,014 S * 1/2014 Dong D23/330 D803,998 S * 11/2017 De' Longhi D23/330 D842,974 S * 3/2019 Szolony D23/323
(**) Term: 15 Years	2002/0076213 A1 * 6/2002 Pelonis F24D 19/0087 392/358

(Continued)

(21) Appl. No.: **35/505,409**

Primary Examiner — Khawaja Anwar

(22) Filed: **Apr. 26, 2018**

(74) *Attorney, Agent, or Firm* — Morgan, Lewis & Bockius LLP

(80) **Hague Agreement Data**

Int. Filing Date: **Apr. 26, 2018**
Int. Reg. No.: **DM/102023**
Int. Reg. Date: **Apr. 26, 2018**
Int. Reg. Pub. Date: **Aug. 3, 2018**

(57) **CLAIM**

The ornamental design for an oil filled heater, as shown and described.

(30) **Foreign Application Priority Data**

Nov. 8, 2017 (CN) 2017 3 0547301

DESCRIPTION

(51) **LOC (12) Cl.** **23-02**

(52) **U.S. Cl.**
USPC **D23/335**

(58) **Field of Classification Search**
USPC D23/314, 317, 330, 332–333, 335–351,
D23/354–356, 370, 376, 378, 381, 382
CPC F24D 19/1009; F24D 5/02; F24D 5/12;
F28D 15/0275; F28D 2021/0029; F28D
20/00

See application file for complete search history.

- 1. Oil filled heater
- 1.1 : Front
- 1.2 : Back
- 1.3 : Left
- 1.4 : Right
- 1.5 : Top
- 1.6 : Bottom
- 1.7 : Perspective
- 1.8 : Reference view

The reproduction 1.8 is a reference view and forms no part of the claimed design.


The areas within the broken line perimeters shown in the figure reproductions are not considered to be a part of the claimed design.

(56) **References Cited**

U.S. PATENT DOCUMENTS

D359,344 S * 6/1995 De'Longhi D23/317
D397,193 S * 8/1998 Boyle D23/317

1 Claim, 8 Drawing Sheets



(56)

References Cited

U.S. PATENT DOCUMENTS


2016/0161145 A1* 6/2016 Zhang H05B 3/06
392/355

* cited by examiner


1.1




1.2




1.3




1.4



1.5



1.6



1.7



1.8

