



US00D881348S

(12) **United States Design Patent**  
**Park**

(10) **Patent No.:** **US D881,348 S**

(45) **Date of Patent:** **\*\* Apr. 14, 2020**

(54) **FAUCET SPOUT**

(71) Applicant: **DELTA FAUCET COMPANY,**  
Indianapolis, IN (US)

(72) Inventor: **Maris Park,** McCordsville, IN (US)

(73) Assignee: **DELTA FAUCET COMPANY,**  
Indianapolis, IN (US)

(\*\*) Term: **15 Years**

(21) Appl. No.: **29/640,959**

(22) Filed: **Mar. 19, 2018**

(51) **LOC (12) Cl.** ..... **23-01**

(52) **U.S. Cl.**  
USPC ..... **D23/255**

(58) **Field of Classification Search**  
USPC ..... D23/238-243, 249, 255-257, 309, 250,  
D23/252

CPC ... Y10T 137/9464; E03C 1/04; E03C 1/0404;  
E03C 1/0407

See application file for complete search history.

(56) **References Cited**

**U.S. PATENT DOCUMENTS**

D536,065 S *	1/2007	Wang	.....	D23/238
D579,089 S *	10/2008	Dolan	.....	D23/255
D609,309 S *	2/2010	Fritz	.....	D23/252
D657,026 S *	4/2012	Berger	.....	D23/255
D754,295 S *	4/2016	Lord	.....	D23/238

**OTHER PUBLICATIONS**

Amazon, KunMai LED Waterfall Tap, posted Dec. 8, 2016, [online], [visited May 21, 2019]. Internet, URL: [https://www.amazon.co.uk/KunMai-Modern-Waterfall-Monobloc-Bathroom/dp/B01NBI8UUA/ref=olp\\_product\\_details?\\_encoding=UTF8&me=](https://www.amazon.co.uk/KunMai-Modern-Waterfall-Monobloc-Bathroom/dp/B01NBI8UUA/ref=olp_product_details?_encoding=UTF8&me=) (Year: 2016).\*  
Blog Naver, Luxury Faucets with Crystal Glass Handles from Joerger, posted Nov. 10, 2008, [online], [visited May 21, 2019]. Internet, URL: [http://blog.naver.com/PostView.nhn?blogId=ill\\_won&logNo=90038949606&parentCategoryNo=&categoryNo=12&viewDate=&isShowPopularPosts=false&from=postList](http://blog.naver.com/PostView.nhn?blogId=ill_won&logNo=90038949606&parentCategoryNo=&categoryNo=12&viewDate=&isShowPopularPosts=false&from=postList) (Year: 2008).\*

\* cited by examiner

*Primary Examiner* — Sheryl Lane

*Assistant Examiner* — Samantha N Wood

(74) *Attorney, Agent, or Firm* — Edgar A. Zarins; Nirav D. Parikh

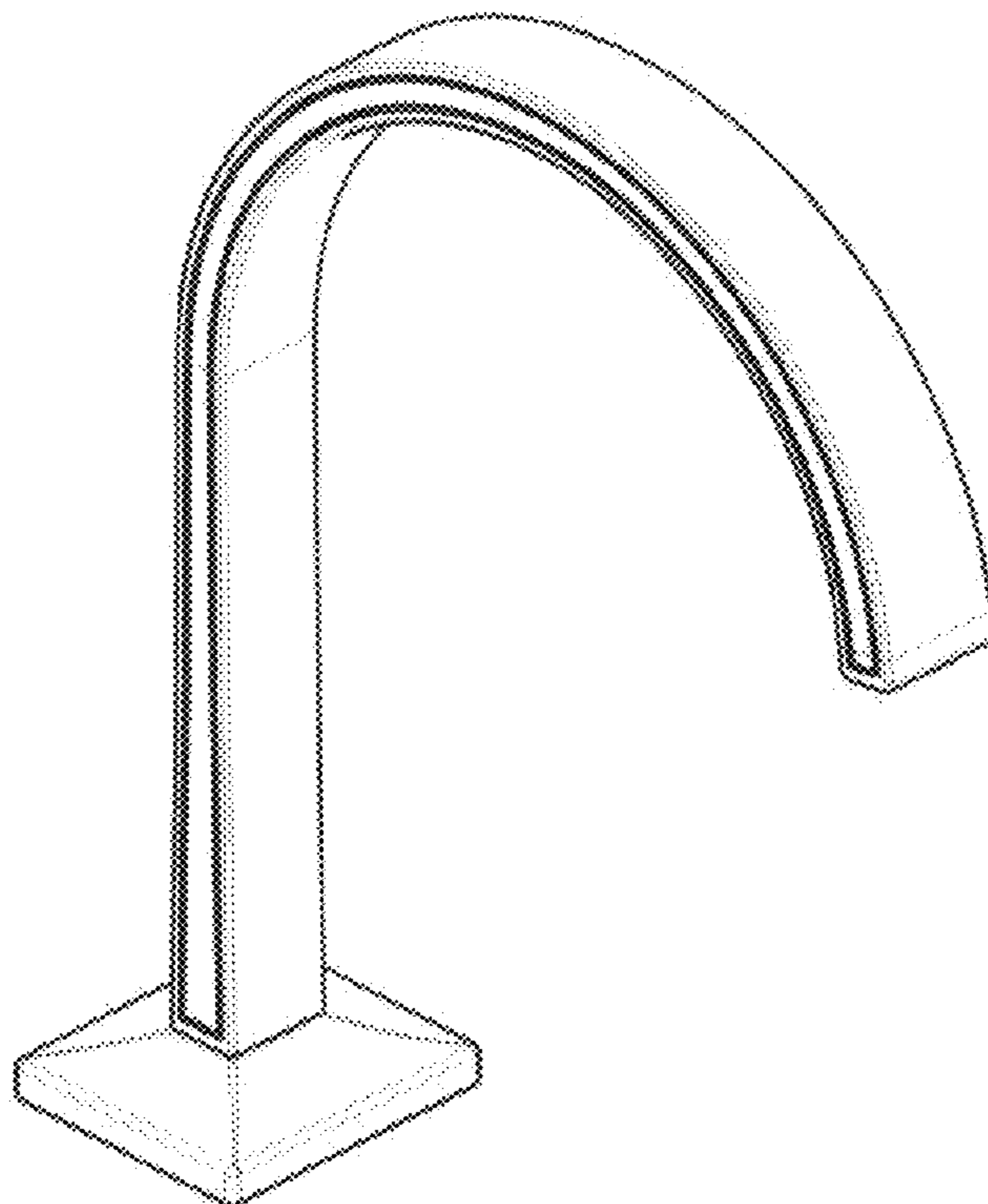
(57) **CLAIM**

The ornamental design for a faucet spout, as shown and described.

**DESCRIPTION**

FIG. 1 is a front perspective view of a faucet spout showing my new design;  
FIG. 2 is a rear perspective view thereof;  
FIG. 3 is a front elevational view thereof;  
FIG. 4 is a left side view thereof;  
FIG. 5 is a rear view thereof;  
FIG. 6 is a right side view thereof; and,  
FIG. 7 is a top plan view thereof.

**1 Claim, 4 Drawing Sheets**



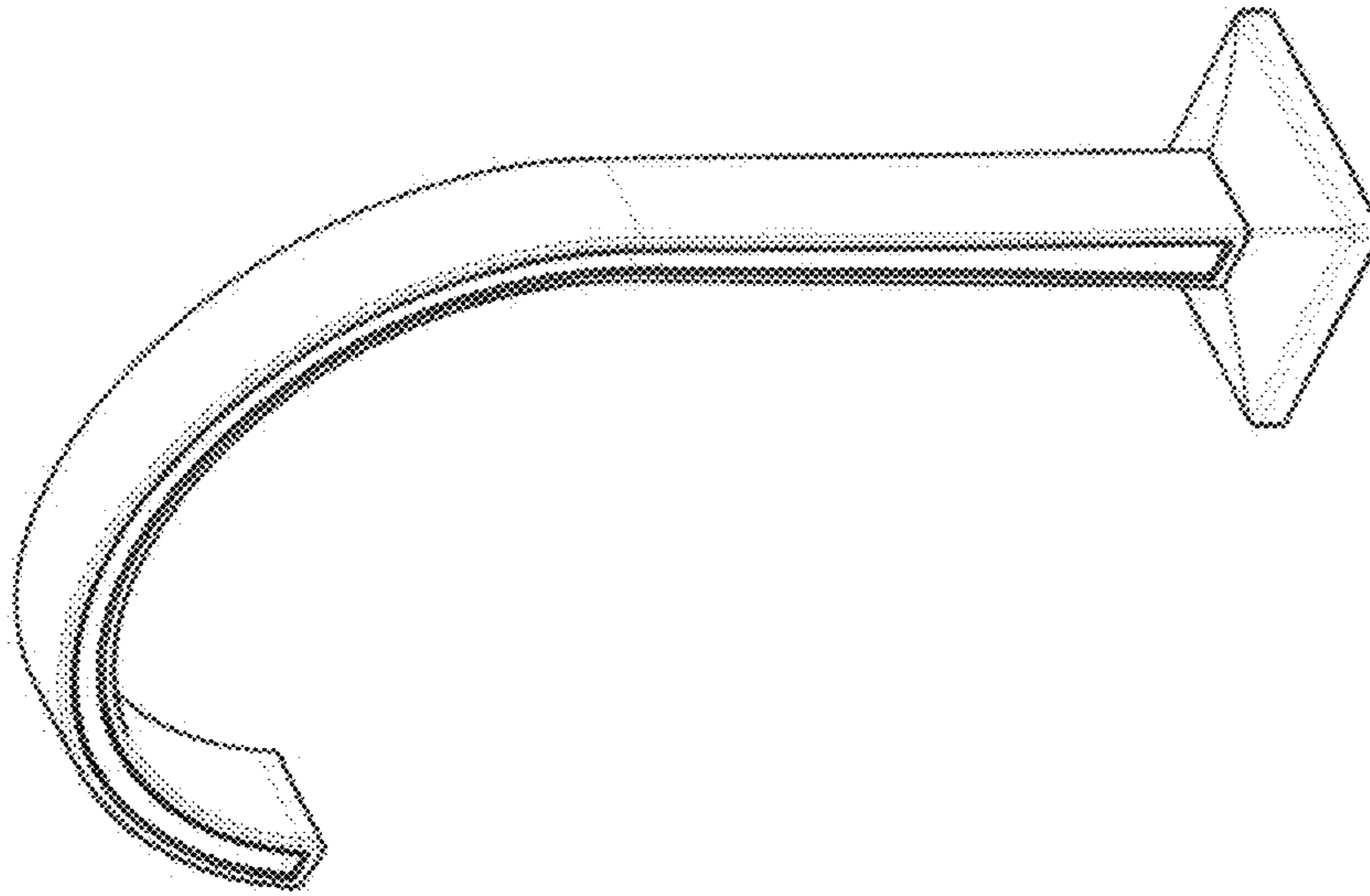


Fig. 2

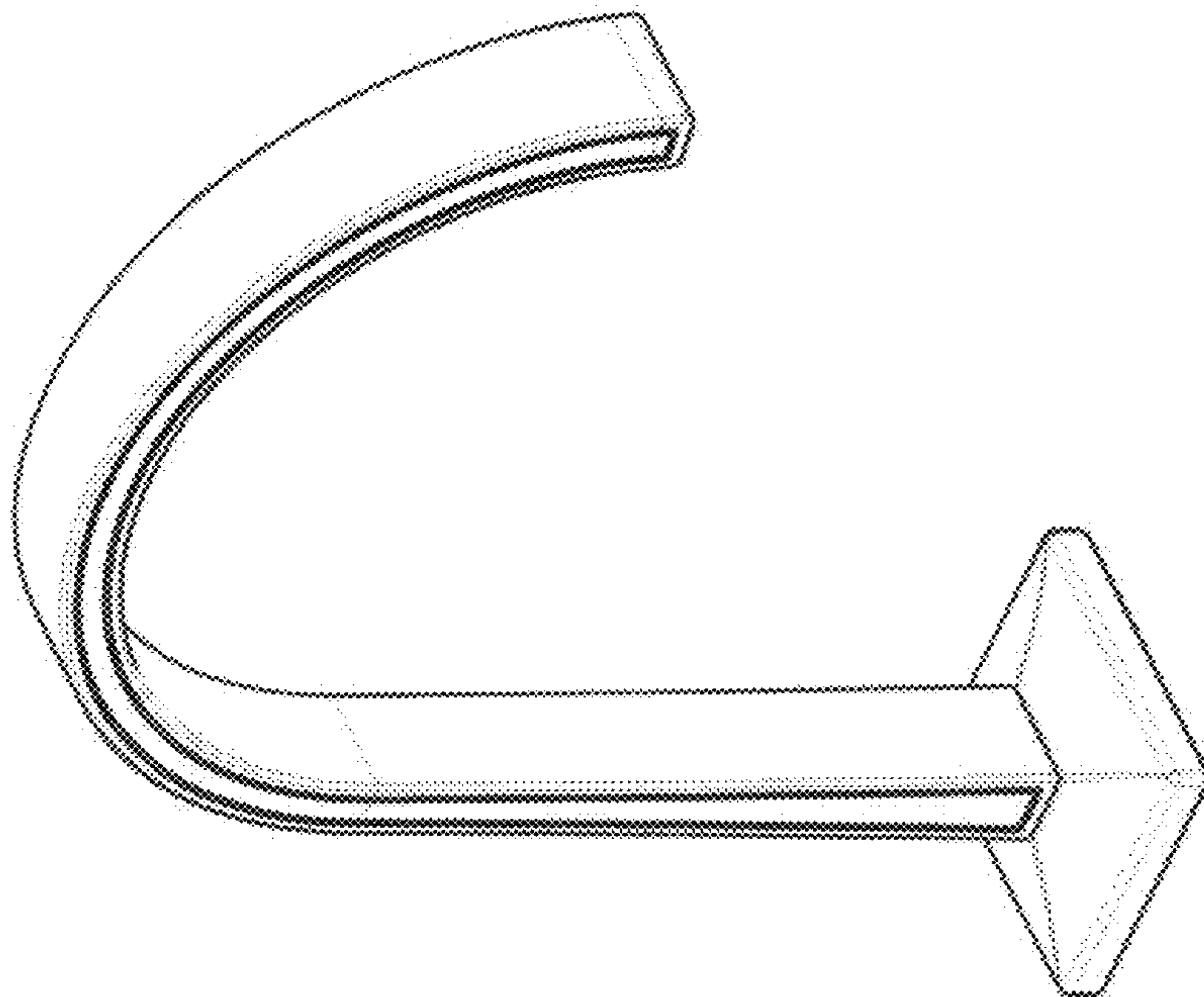


Fig. 1

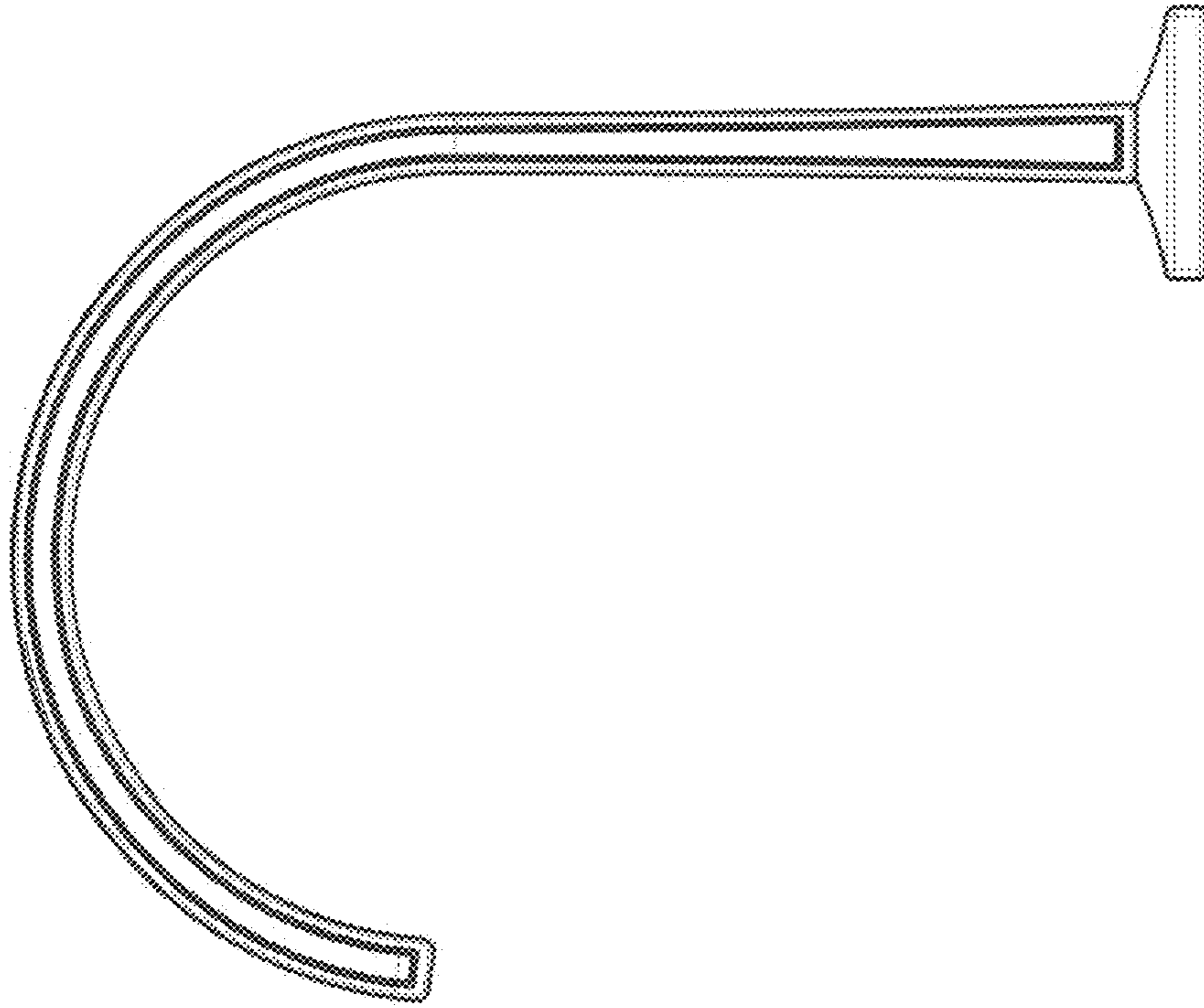


Fig. 4

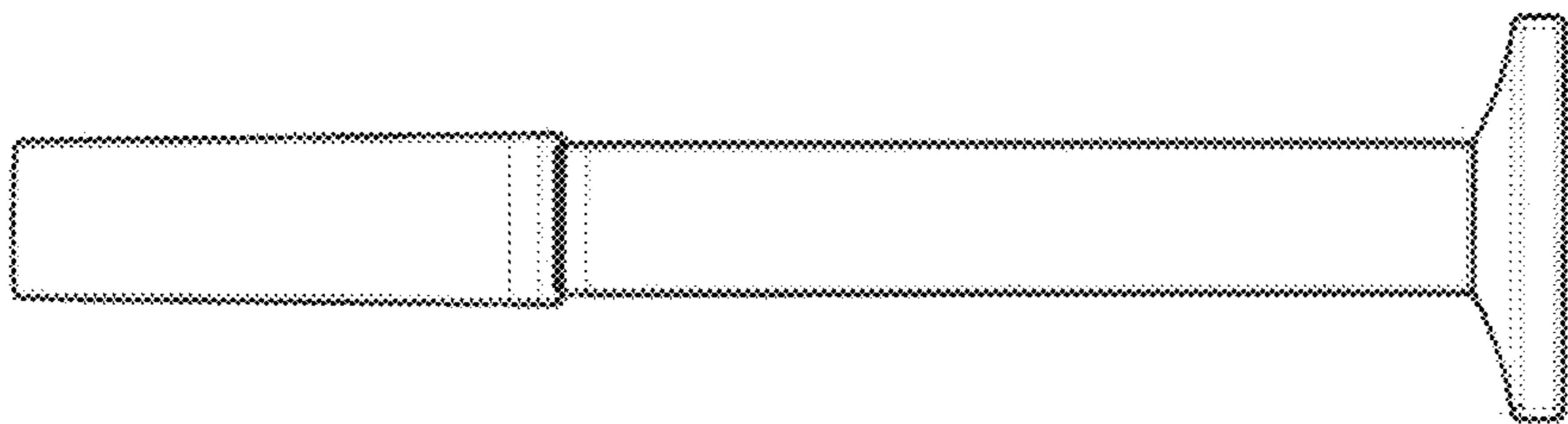


Fig. 3

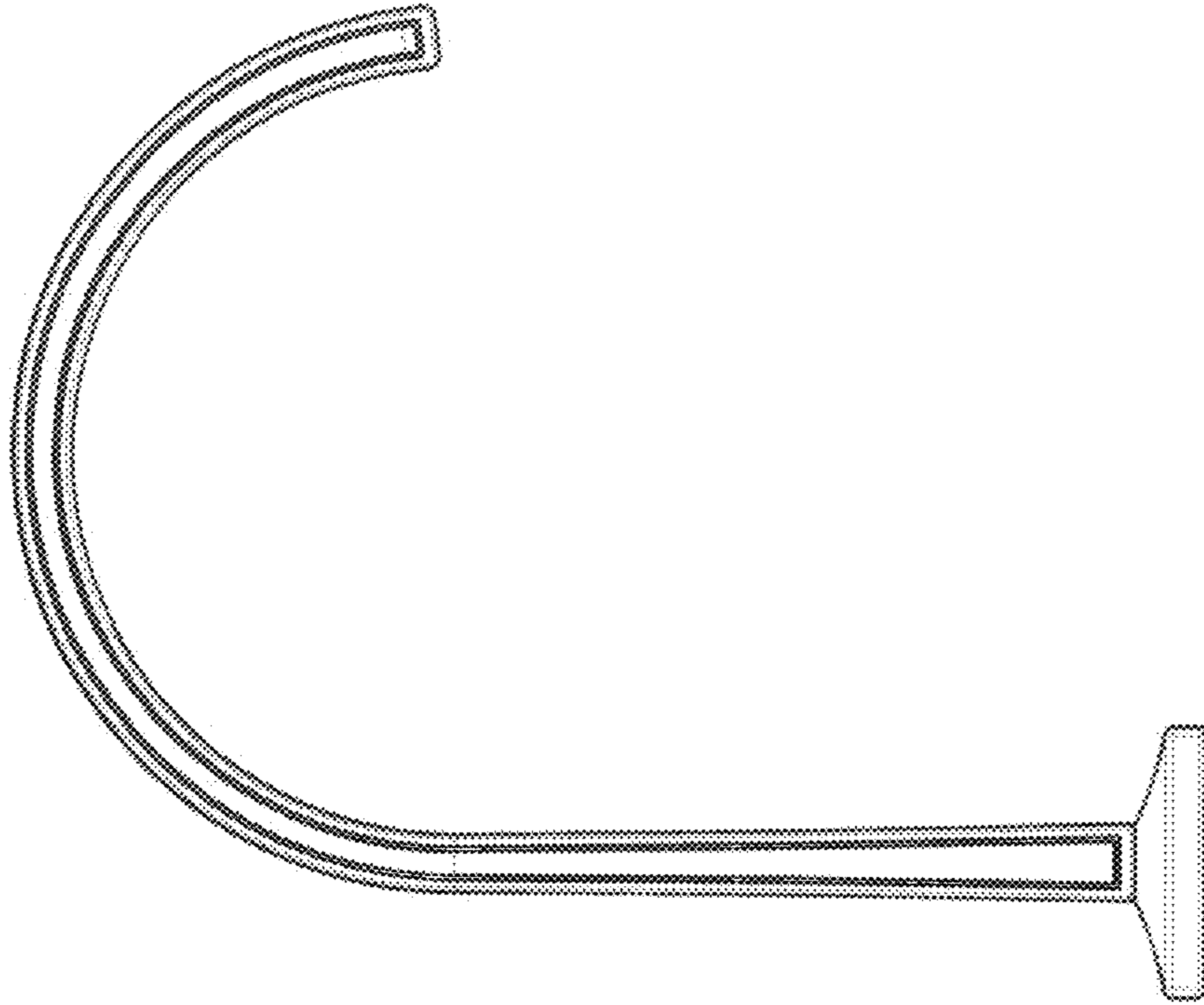


Fig. 6

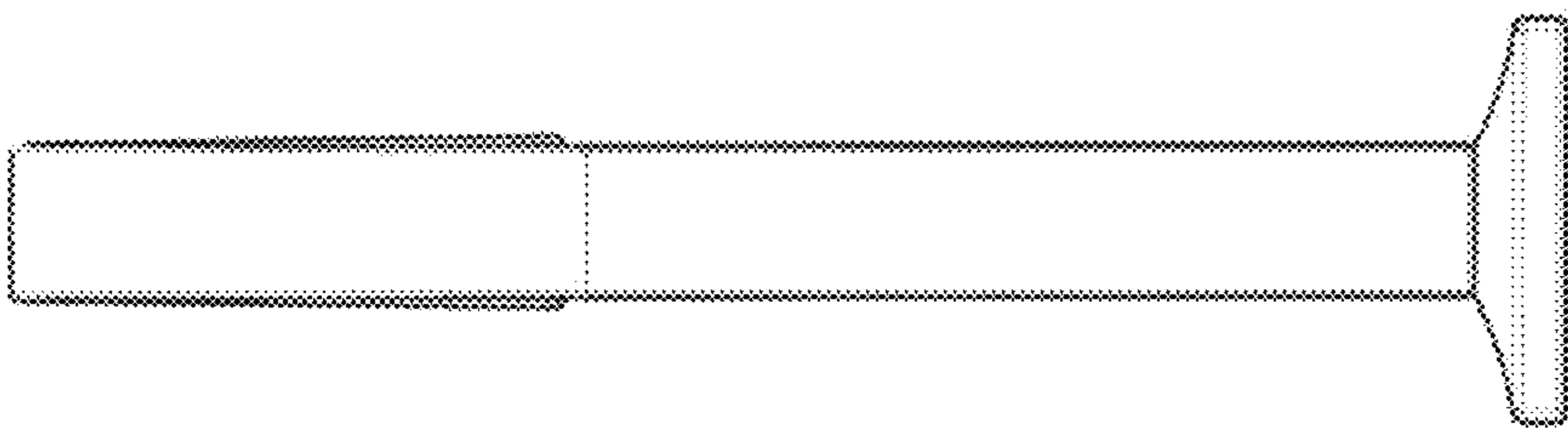


Fig. 5

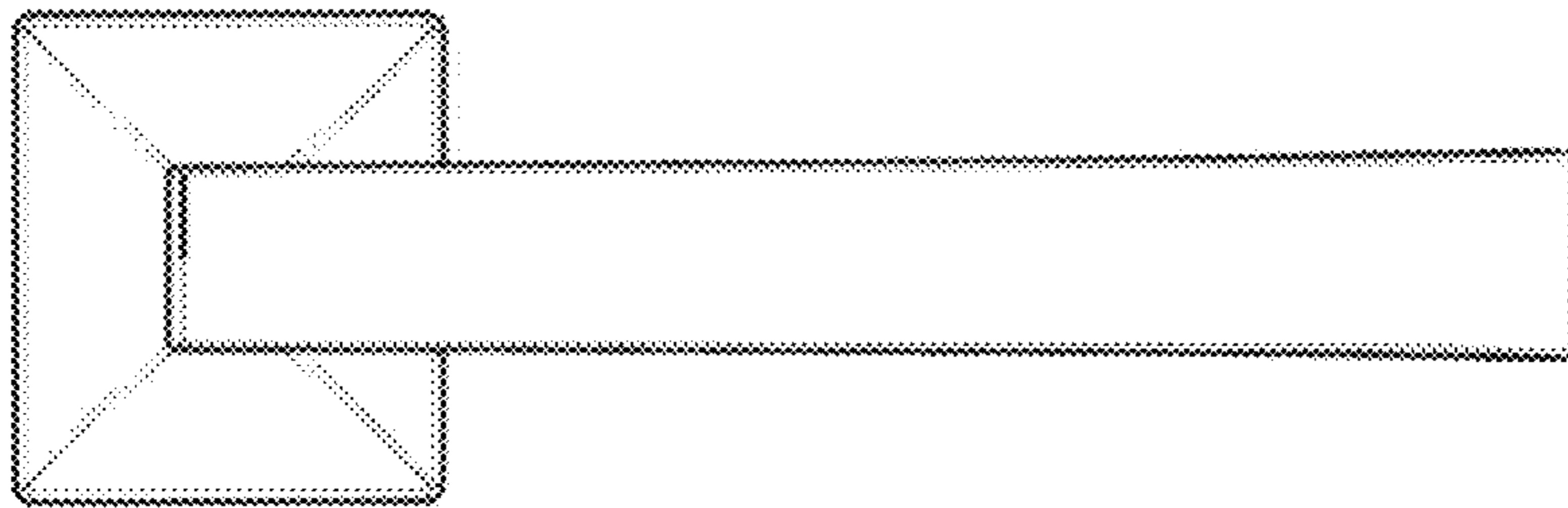


Fig. 7