



US00D881338S

(12) **United States Design Patent**  
**Chen**

(10) **Patent No.:** **US D881,338 S**

(45) **Date of Patent:** **\*\* Apr. 14, 2020**

(54) **FILTER**

(71) Applicant: **Ziyong Chen**, Guangdong (CN)

(72) Inventor: **Ziyong Chen**, Guangdong (CN)

(\*\*) Term: **15 Years**

(21) Appl. No.: **29/697,274**

(22) Filed: **Jul. 6, 2019**

(30) **Foreign Application Priority Data**

Feb. 26, 2019 (CN) ..... 2019 3 0077264

(51) **LOC (12) Cl.** ..... **23-01**

(52) **U.S. Cl.**  
USPC ..... **D23/209**; D23/386

(58) **Field of Classification Search**  
USPC ..... D23/209, 210, 233, 259–263, 266–269,  
D23/363, 265, 386; D6/582; D8/70;  
D30/199; 4/286, 292, 293  
CPC .. E03C 1/262; E03C 1/26; A47K 1/14; A47G  
23/03

See application file for complete search history.

(56) **References Cited**

**U.S. PATENT DOCUMENTS**

2,081,037 A \* 5/1937 Hicks ..... A47K 1/14  
4/293  
D552,308 S \* 10/2007 Farr ..... D30/161  
D585,717 S \* 2/2009 Aigner ..... D8/70  
D653,734 S \* 2/2012 Sisk ..... D23/269  
8,347,424 B2 1/2013 Wroblewski et al.  
D732,145 S \* 6/2015 Yamagishi ..... D23/259  
D746,955 S \* 1/2016 Corder ..... D23/261  
D754,829 S \* 4/2016 Krombein ..... D23/261  
D772,389 S 11/2016 Ogata et al.

D776,295 S \* 1/2017 Wainwright ..... D24/224  
D779,045 S \* 2/2017 Johansen ..... D23/261  
D824,496 S \* 7/2018 D'Amico ..... D23/261  
10,113,303 B2 \* 10/2018 Mardian ..... E03F 5/06  
D846,305 S \* 4/2019 Allen ..... D6/582  
D851,224 S \* 6/2019 Krombein ..... D23/261  
D855,160 S \* 7/2019 Najimi ..... D23/261  
D858,695 S \* 9/2019 Chen ..... D23/209  
2010/0011494 A1 1/2010 Dees  
2012/0223208 A1 \* 9/2012 Tehensky ..... A47G 23/03  
248/346.11

**FOREIGN PATENT DOCUMENTS**

CN 201230661364 S 6/2013  
CN 201630345890 S 3/2017

\* cited by examiner

*Primary Examiner* — Brandon M Rosati

*Assistant Examiner* — John A Voytek

(74) *Attorney, Agent, or Firm* — Wayne & Ken, LLC;  
Tony Hom

(57) **CLAIM**

The ornamental design for a filter, as shown and described.

**DESCRIPTION**

FIG. 1 is a perspective view of a filter showing the new design;

FIG. 2 is another perspective view thereof;

FIG. 3 is a front view thereof;

FIG. 4 is a back view thereof;

FIG. 5 is a right side view thereof;

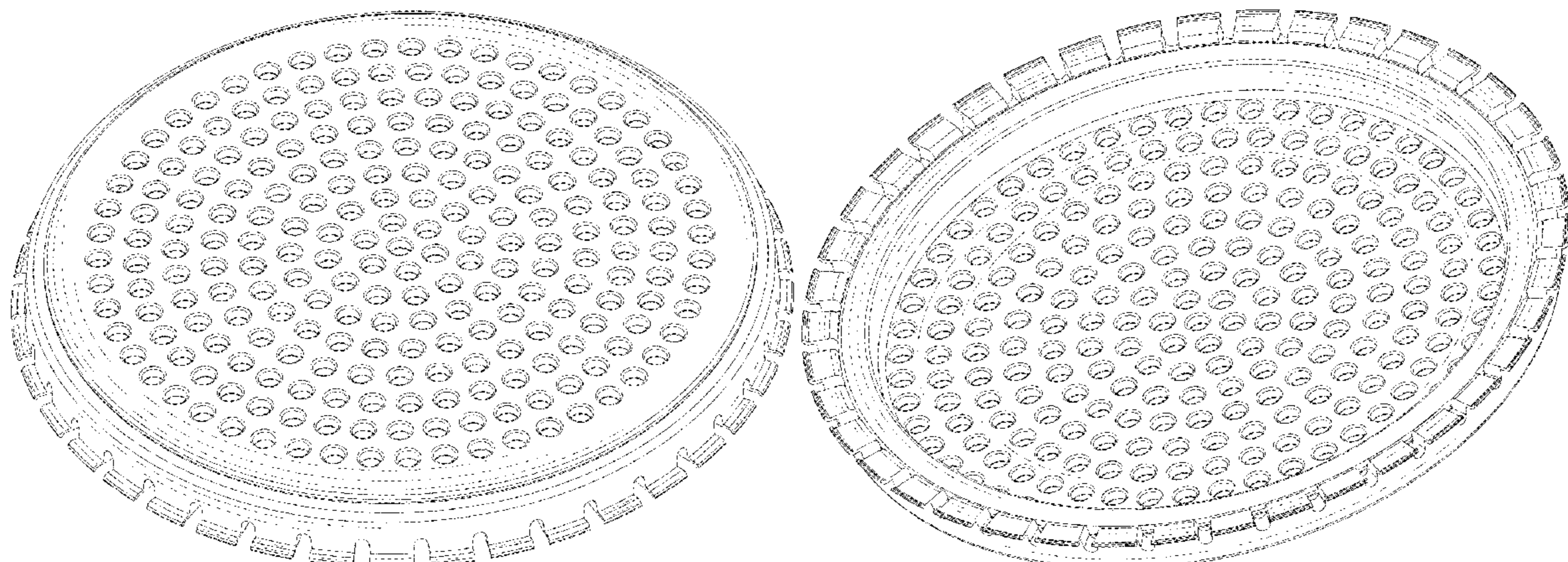
FIG. 6 is a left side view thereof;

FIG. 7 is a top view thereof;

FIG. 8 is a bottom view thereof; and,

FIG. 9 is a section view thereof.

**1 Claim, 9 Drawing Sheets**



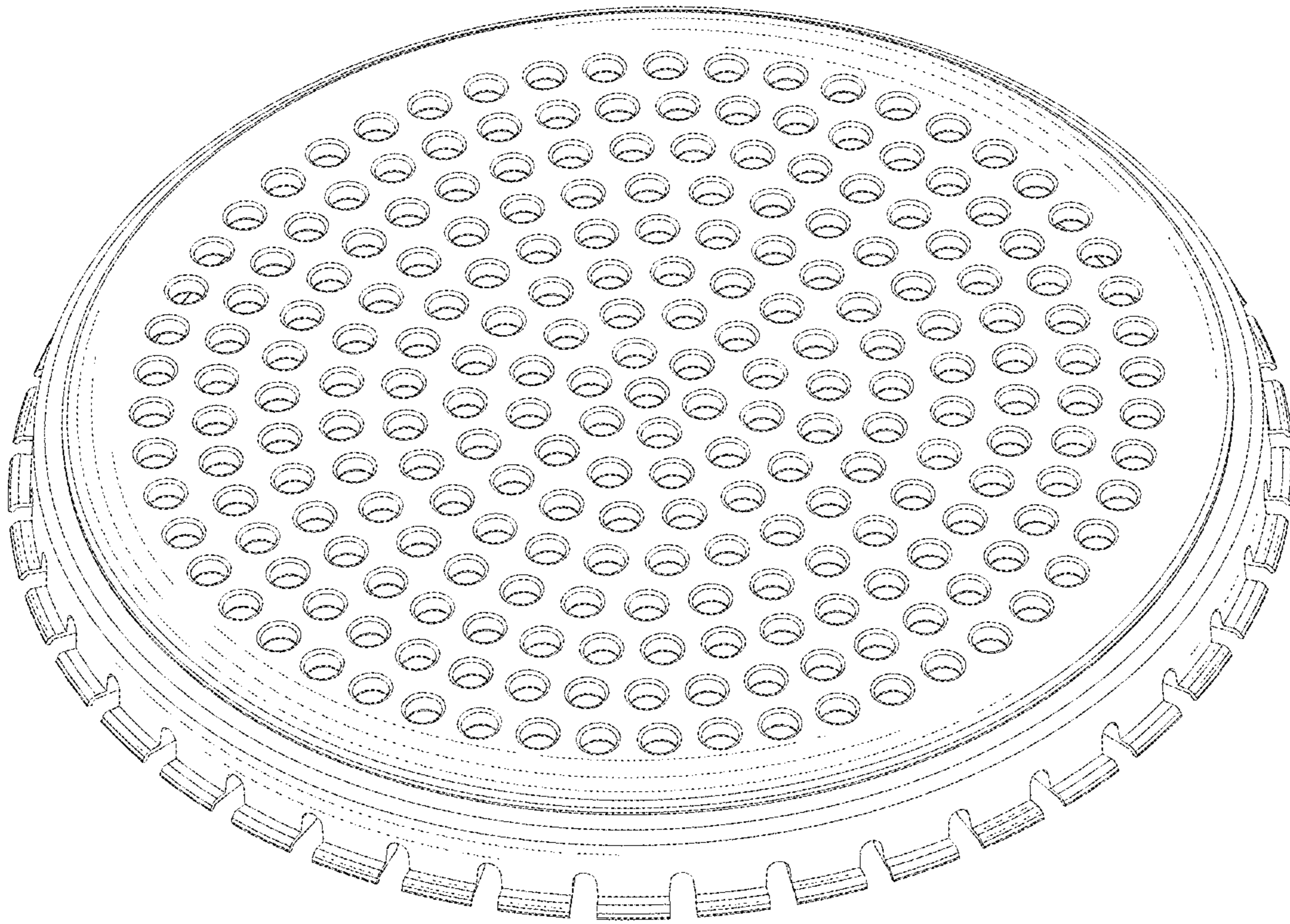


FIG. 1

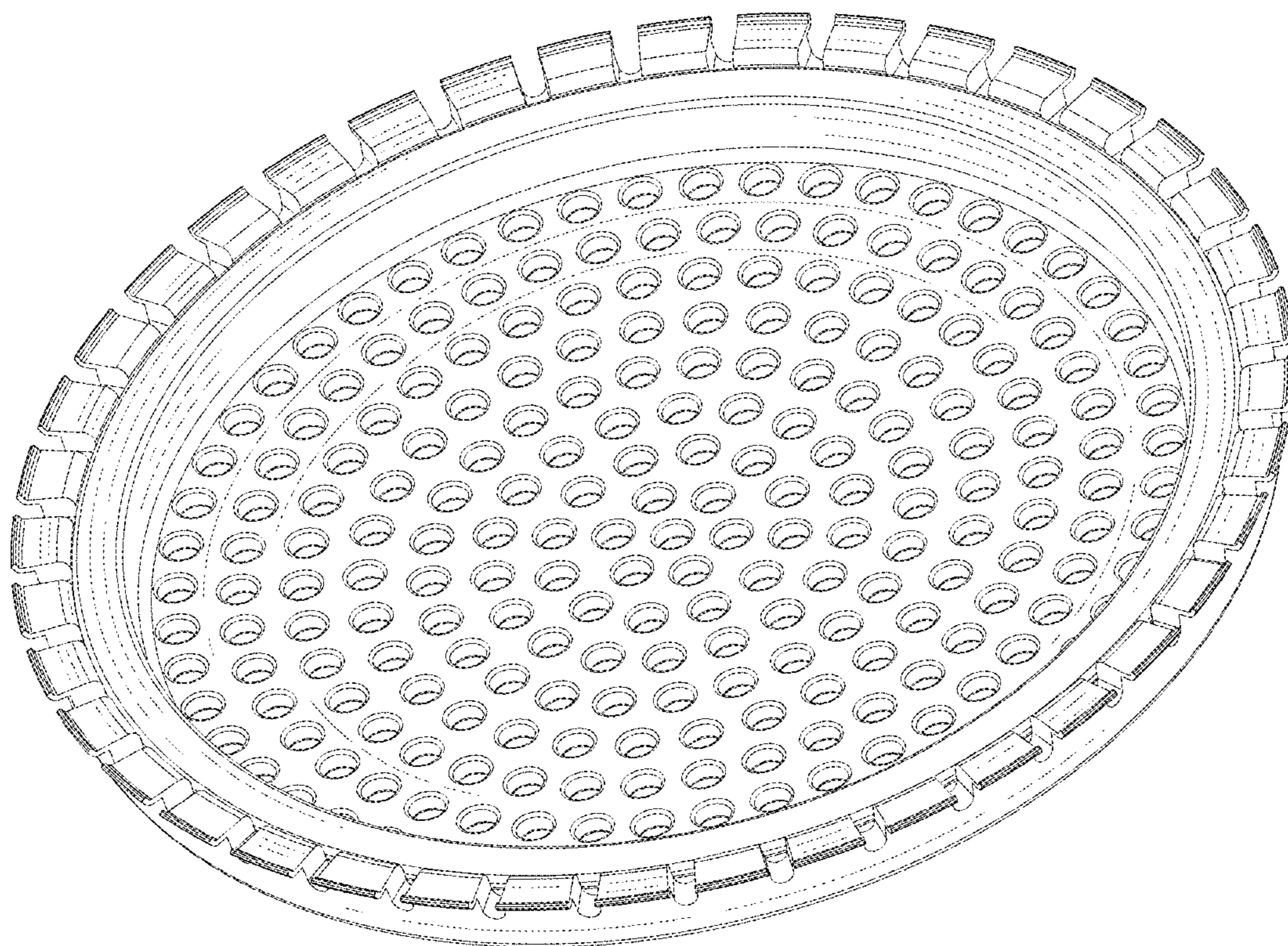


FIG. 2




FIG. 3

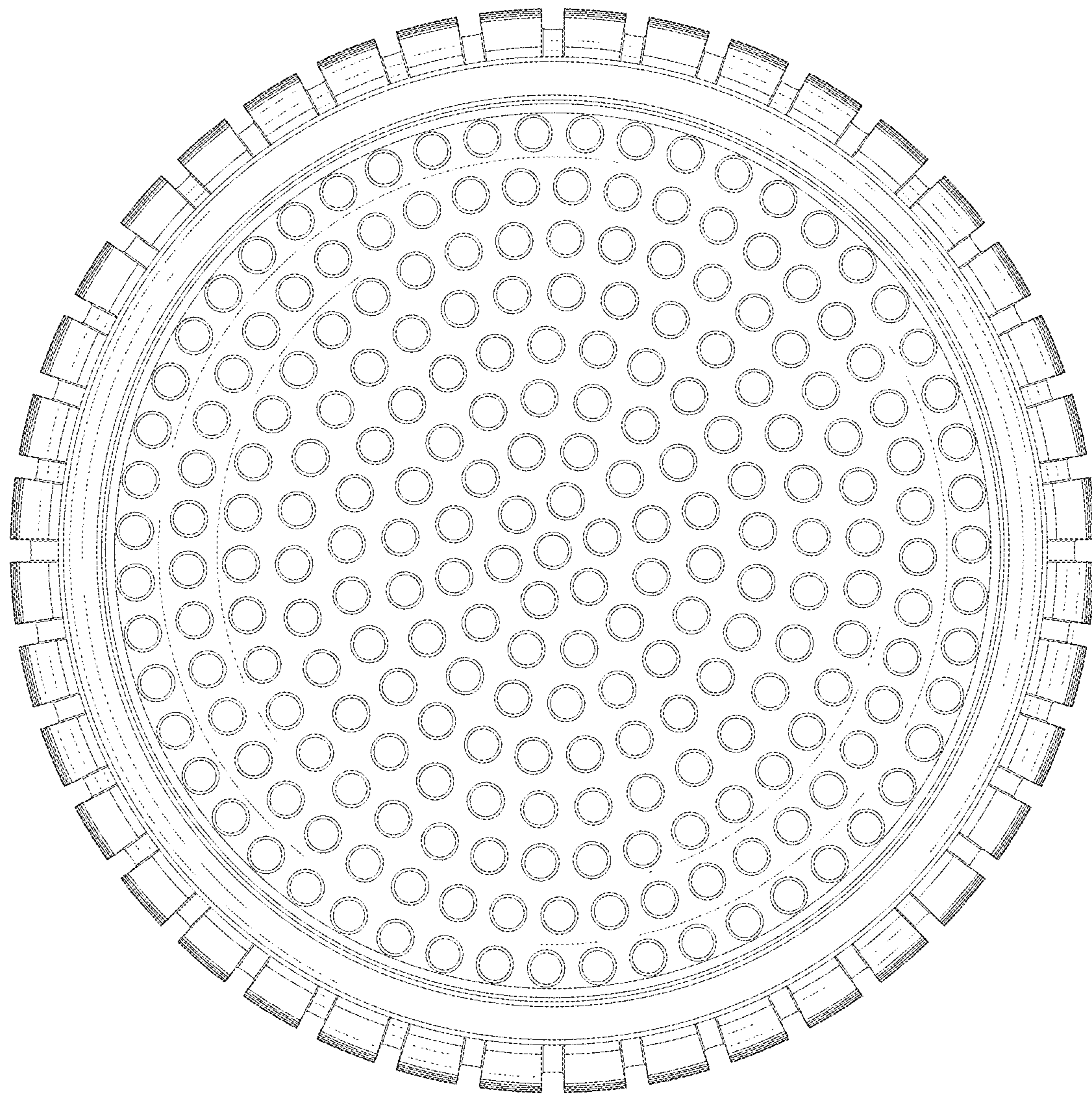


FIG. 4

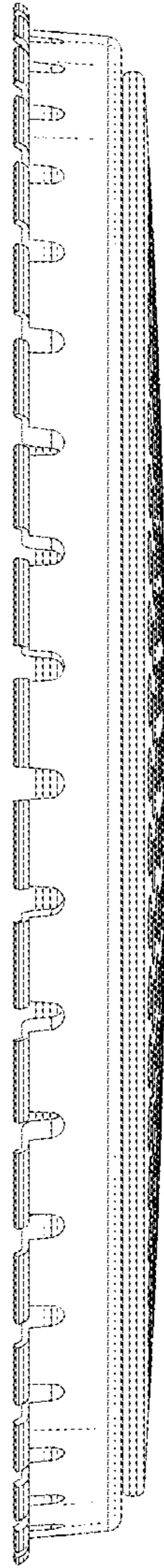


FIG. 5

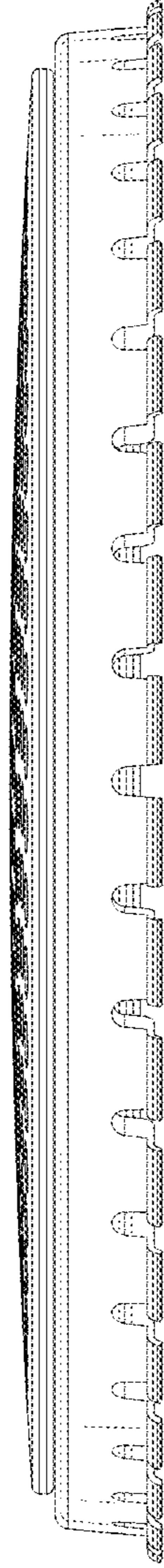


FIG. 6

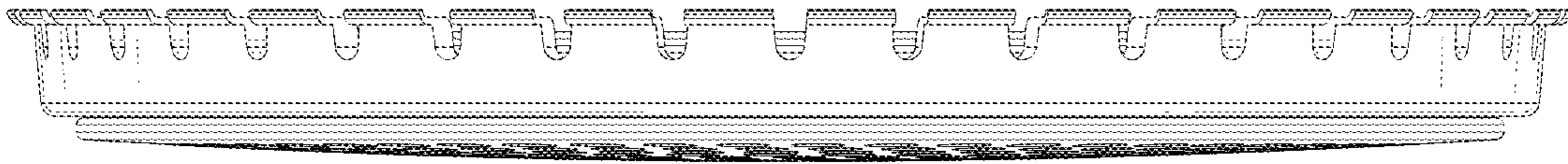


FIG. 7



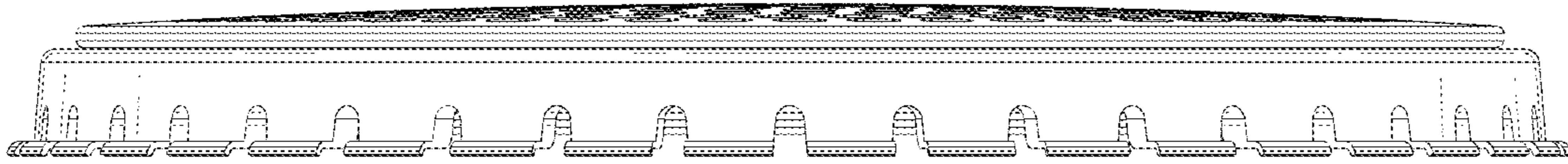


FIG. 8

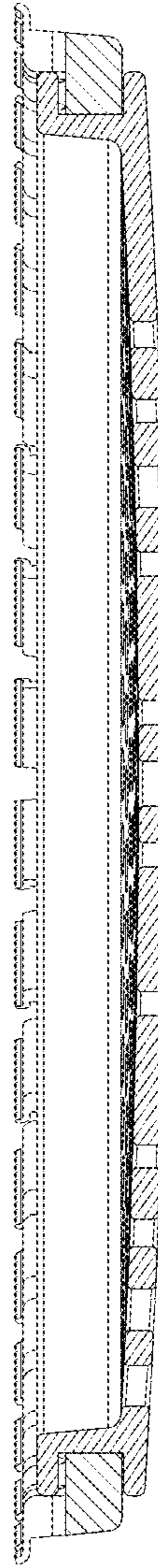


FIG. 9