



US00D881272S

(12) **United States Design Patent**  
**Woodcock**

(10) **Patent No.:** **US D881,272 S**

(45) **Date of Patent:** **\*\* Apr. 14, 2020**

(54) **ADHESIVE TAPE DISPENSER TOOL**

(71) Applicant: **David Harold Woodcock**, Blackpool  
(GB)

(72) Inventor: **David Harold Woodcock**, Blackpool  
(GB)

(\*\*) Term: **15 Years**

(21) Appl. No.: **35/505,990**

(22) Filed: **Aug. 30, 2018**

(80) **Hague Agreement Data**

Int. Filing Date: **Aug. 30, 2018**

Int. Reg. No.: **DM/103481**

Int. Reg. Date: **Aug. 30, 2018**

Int. Reg. Pub. Date: **Nov. 9, 2018**

(51) **LOC (12) Cl.** ..... **19-02**

(52) **U.S. Cl.**  
USPC ..... **D19/69**

(58) **Field of Classification Search**  
USPC ..... D19/65-69  
CPC .. B65H 35/00; B65H 35/0006; B65H 35/002;  
B65H 35/0026; B65H 35/0033; B65H  
35/0053; B65H 35/0073; B65H 35/008;  
B65H 35/06

See application file for complete search history.

(56) **References Cited**

**U.S. PATENT DOCUMENTS**

D150,498 S *	8/1948	Hazelton .....	D19/69
2,626,666 A *	1/1953	Coldiron .....	B65H 35/008 225/65
D182,862 S *	5/1958	Wax .....	D19/69
3,970,230 A *	7/1976	Horn .....	B26F 3/02 225/65
D283,311 S *	4/1986	Lander .....	D19/69
D290,139 S *	6/1987	Harris .....	D19/69
D306,875 S *	3/1990	Coccagna .....	D19/65

D380,495 S *	7/1997	Black .....	D19/27
D394,454 S *	5/1998	Williams .....	D19/34
D437,613 S *	2/2001	Melnyk .....	D19/34
D616,940 S *	6/2010	Gutierrez .....	D19/69
D634,365 S *	3/2011	Martinez .....	D19/65
D730,442 S *	5/2015	Billon .....	D19/65
D730,443 S *	5/2015	Lau .....	D19/65
9,206,011 B1 *	12/2015	Mallahan .....	B65H 35/0026

(Continued)

*Primary Examiner* — George D. Kirschbaum

*Assistant Examiner* — Joseph J Kukella

(57) **CLAIM**

The ornamental design for an adhesive tape dispenser tool, as shown.

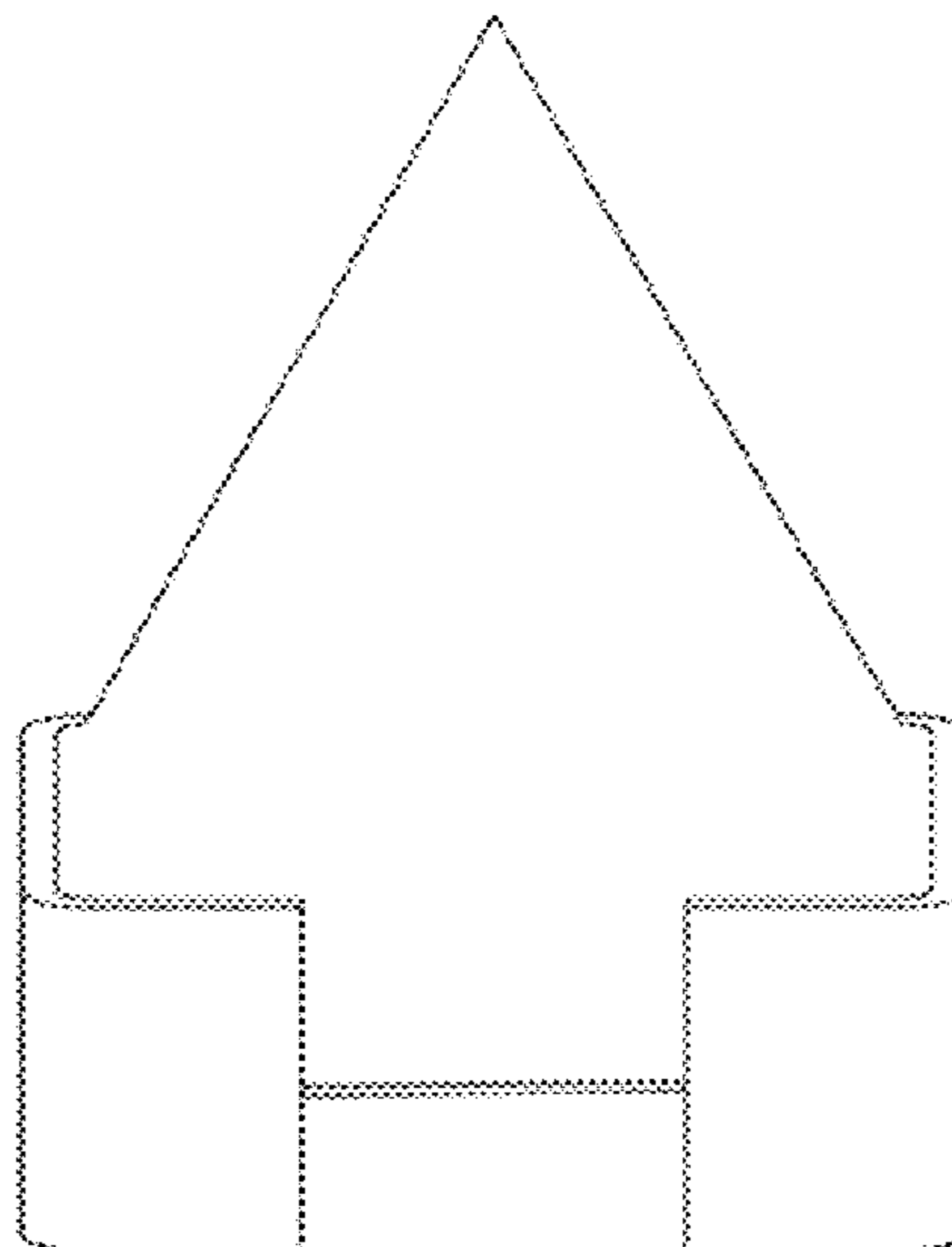
**DESCRIPTION**

1. Adhesive tape dispenser tool

- 1.1 : Top
- 1.2 : Bottom
- 1.3 : Left
- 1.4 : Right
- 1.5 : Front
- 1.6 : Back

The subject is a simple, self-contained, moulded tool for use in manually dispensing adhesive tape; the main features of the tool consist of a flat rectangular body, with a triangular extension extending from the front of the body to a single trim point; side ears on either side of the body, angled back, with a return tab to the inside, extend down; all connecting corners incorporate a minimum radius; the extended ears enable the tool to be loosely clipped and retained on a tape roll; after the initial taping operation of the packaging object, the tool, which is free to traverse around the roll during tape application, is easily manually manoeuvred into place under the tape; after the trim, the taping application is then completed by applying the trimmed tape to the object; as a consequence of the operation, the end of the adhesive tape roll is retained on the top of the tool which acts as a tab, ready for easy reclaim for the next application.

**1 Claim, 6 Drawing Sheets**



(56)

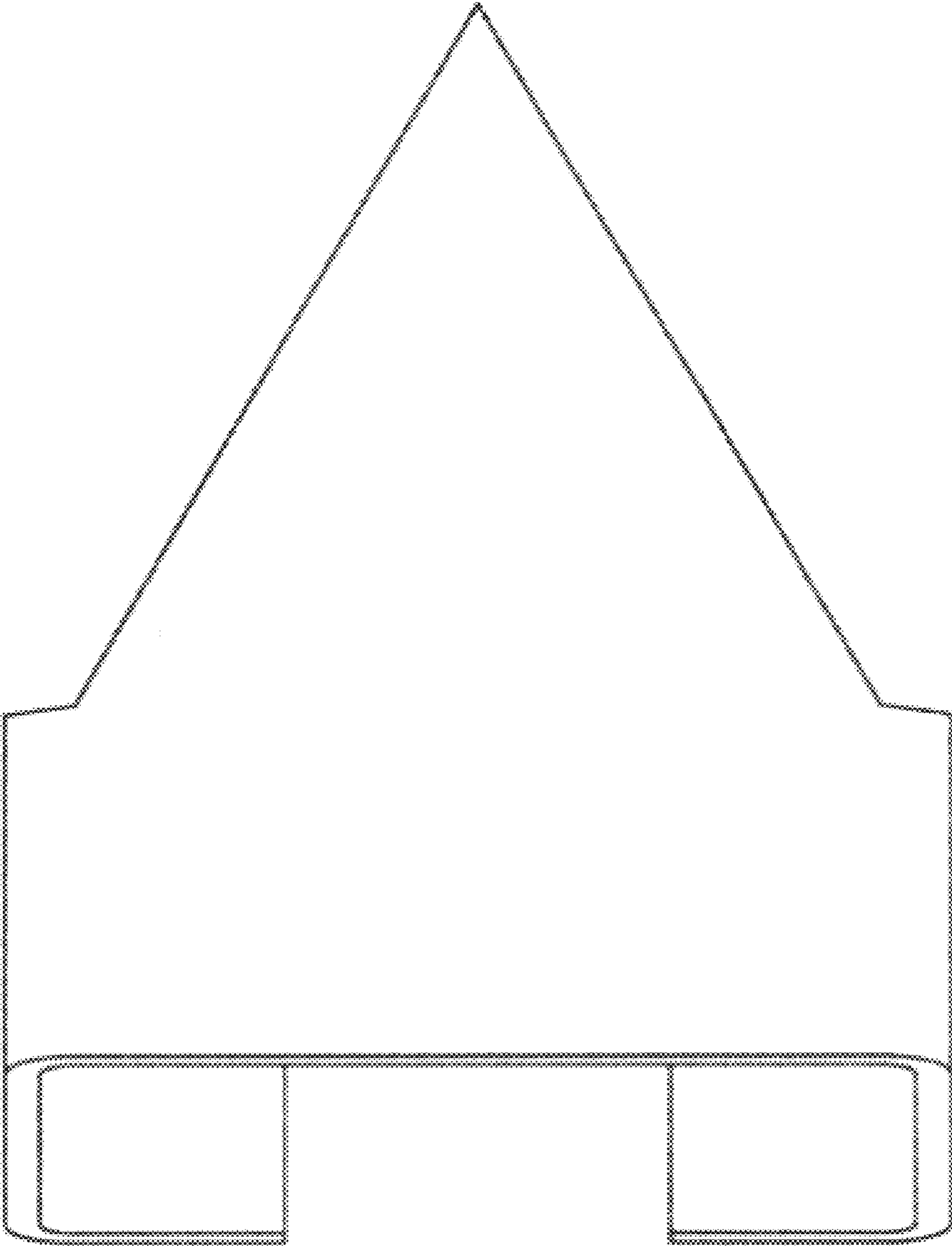
**References Cited**

U.S. PATENT DOCUMENTS

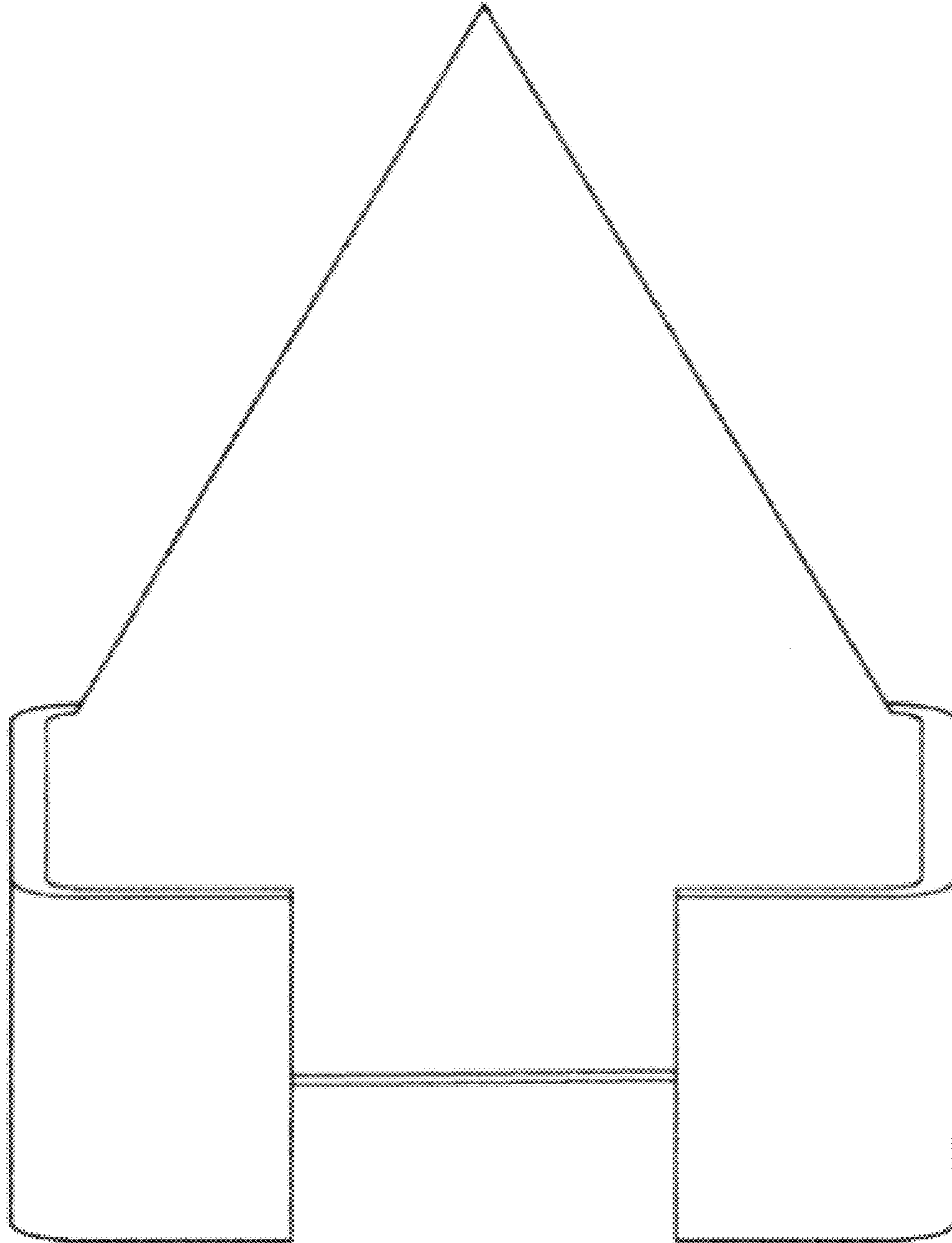
D775,689 S \* 1/2017 Lau ..... B65H 35/0026  
D19/65

\* cited by examiner

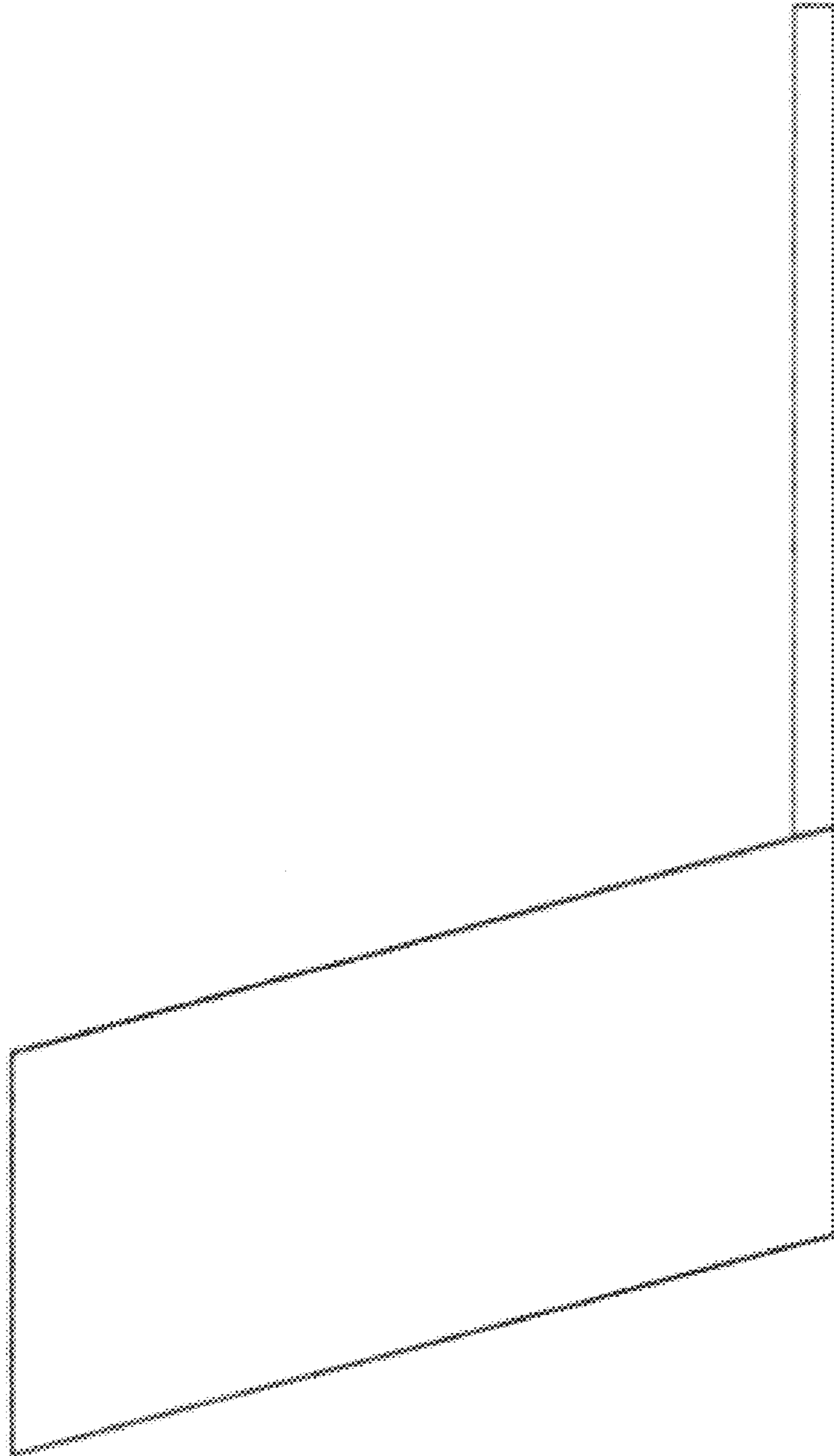
**1.1**



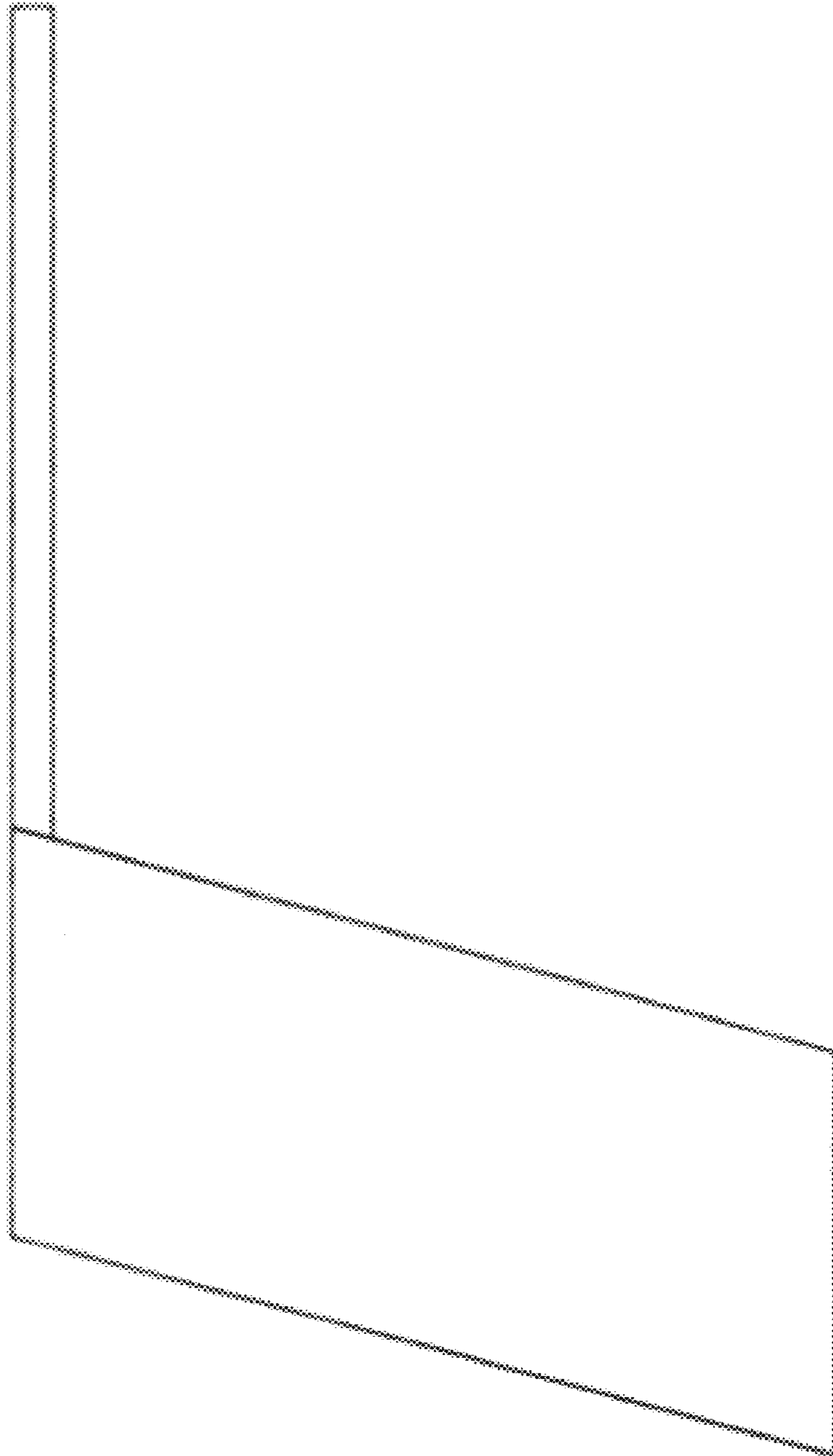
**1.2**




**1.3**



**1.4**



**1.5**



**1.6**

