



US00D881250S

(12) **United States Design Patent**
Yao et al.

(10) **Patent No.:** **US D881,250 S**
(45) **Date of Patent:** **** Apr. 14, 2020**

- (54) **INTELLIGENCE ROBOT**
- (71) Applicant: **BEIJING ORION STAR TECHNOLOGY CO., LTD.**, Beijing (CN)
- (72) Inventors: **Hechun Yao**, Beijing (CN); **Xiaoying Liu**, Beijing (CN)
- (73) Assignee: **BEIJING ORION STAR TECHNOLOGY CO., LTD.**, Beijing (CN)
- (**) Term: **15 Years**
- (21) Appl. No.: **29/664,004**
- (22) Filed: **Sep. 20, 2018**
- (30) **Foreign Application Priority Data**
Mar. 21, 2018 (CN) 2018 3 0106005
- (51) **LOC (12) Cl.** **15-99**
- (52) **U.S. Cl.**
USPC **D15/199**
- (58) **Field of Classification Search**
USPC D15/199; D21/578-583, 621, 622; D32/21
CPC B25J 5/007; B60B 19/006; B62D 57/024; H01F 7/0221; Y10S 901/01
See application file for complete search history.

- (56) **References Cited**
U.S. PATENT DOCUMENTS
D549,756 S * 8/2007 Park D15/199
D579,035 S * 10/2008 Kim B25J 11/008
D15/199
D614,251 S * 4/2010 Chung D15/199
D635,603 S * 4/2011 Paz Rodriguez D15/199

- D644,256 S * 8/2011 Kitano D15/199
- D672,408 S * 12/2012 Ohler D15/199
- D685,438 S * 7/2013 Fan D15/199
- D701,256 S * 3/2014 Song D15/199
- D710,953 S * 8/2014 Katsutani D15/199
- D719,620 S * 12/2014 Clerc B25J 5/007
D15/199
- D725,166 S * 3/2015 Paik D15/199
- D761,894 S * 7/2016 Ho D15/199
- D793,145 S * 8/2017 Huang D15/199
- D806,805 S * 1/2018 Takahashi D21/578
- D809,040 S * 1/2018 Webb, II D15/199
- D810,167 S * 2/2018 Yang D15/199
- D811,458 S * 2/2018 Wang D15/199
- D813,281 S * 3/2018 Kittmann D15/199
- D813,285 S * 3/2018 Wei D15/199
- D817,375 S * 5/2018 Deyle D15/199
- D822,740 S * 7/2018 Tsai D15/199
- D822,770 S * 7/2018 Hsiao D21/578
- D823,917 S * 7/2018 Bernazeau D15/199
- D825,010 S * 8/2018 Osentoski D21/578

(Continued)

Primary Examiner — Patricia A Palasik
(74) *Attorney, Agent, or Firm* — Osha Liang LLP

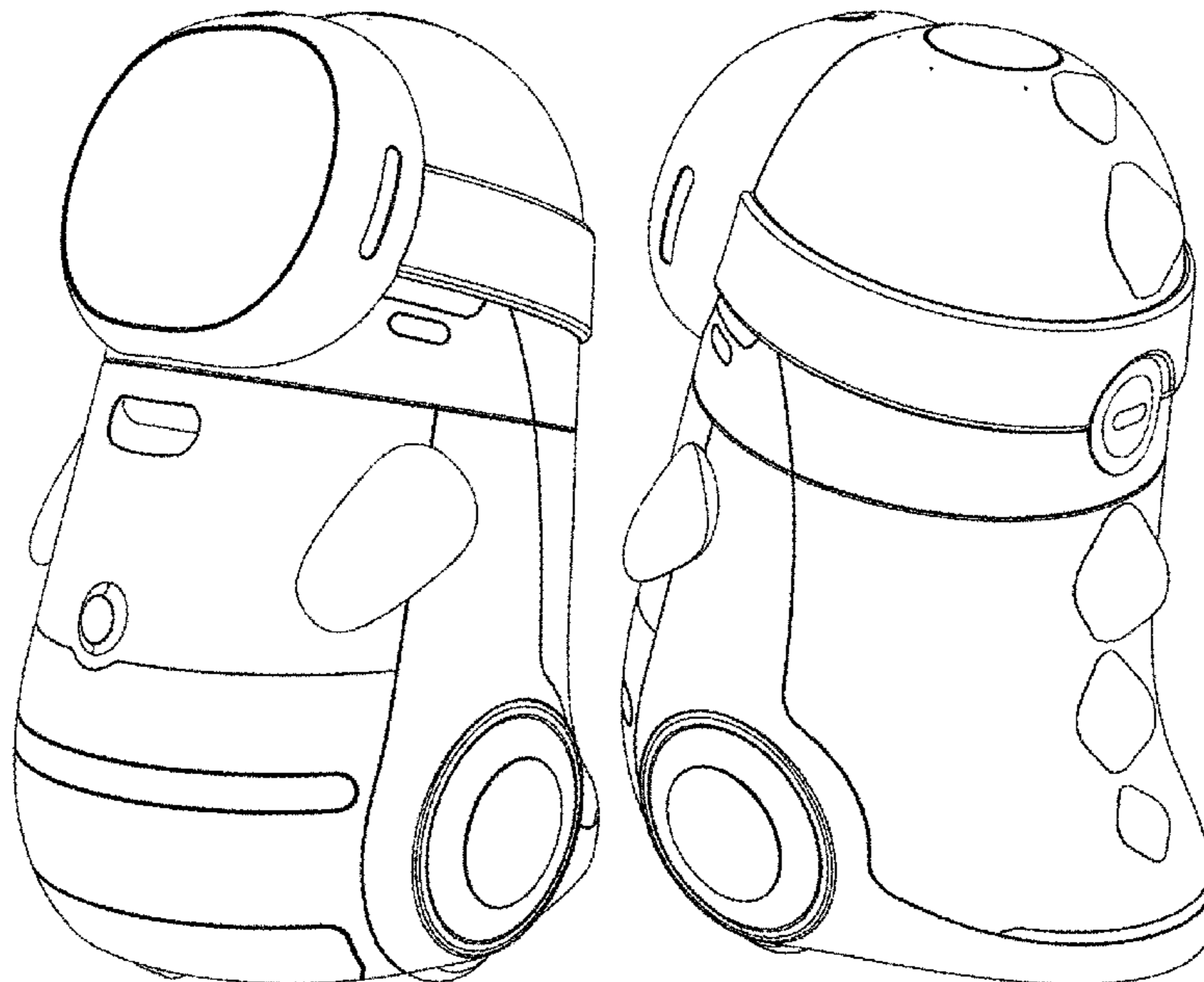
(57) **CLAIM**

The ornamental design for an intelligence robot, as shown and described.

DESCRIPTION

FIG. 1 is a front elevation view of an intelligence robot; FIG. 2 is a rear elevation view of the intelligence robot; FIG. 3 is a left side elevation view of the intelligence robot; FIG. 4 is a right side elevation view of the intelligence robot; FIG. 5 is a top plan view of the intelligence robot; FIG. 6 is a bottom plan view of the intelligence robot; FIG. 7 is a first perspective view of the intelligence robot; and, FIG. 8 is a second perspective view of the intelligence robot.

1 Claim, 7 Drawing Sheets



(56)

References Cited

U.S. PATENT DOCUMENTS

D830,438	S *	10/2018	Haddadin	D15/199
D835,693	S *	12/2018	Lee	D15/199
D836,690	S *	12/2018	Kim	D15/199
D837,854	S *	1/2019	Zhou	D15/199
D838,758	S *	1/2019	Kymm	D15/199
D840,451	S *	2/2019	Yoo	D15/199
D840,453	S *	2/2019	Yoo	D15/199
D840,618	S *	2/2019	Kim	D32/21
D840,619	S *	2/2019	Kim	D32/21
D840,620	S *	2/2019	Kim	D32/21
D842,353	S *	3/2019	Lee	D15/199
D851,148	S *	6/2019	Wang	D15/199
D852,861	S *	7/2019	Lee	D15/199
D855,673	S *	8/2019	Sutherland	D15/199
2015/0019103	A1 *	1/2015	Choi	B60T 8/172 701/82
2016/0059408	A1 *	3/2016	Isobe	B25J 5/007 700/253
2016/0221191	A1 *	8/2016	Ota	B25J 9/1664

* cited by examiner

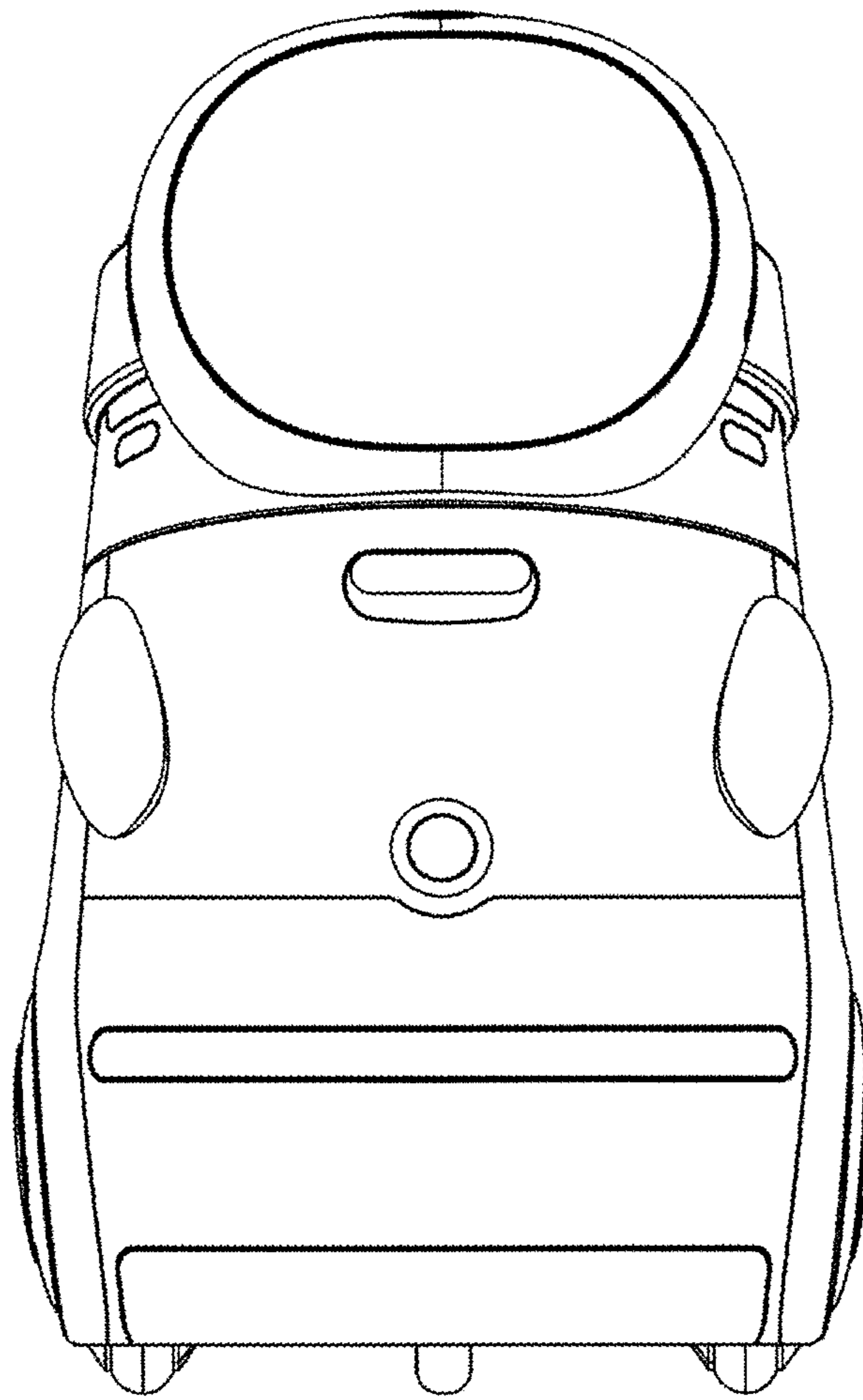


FIG. 1

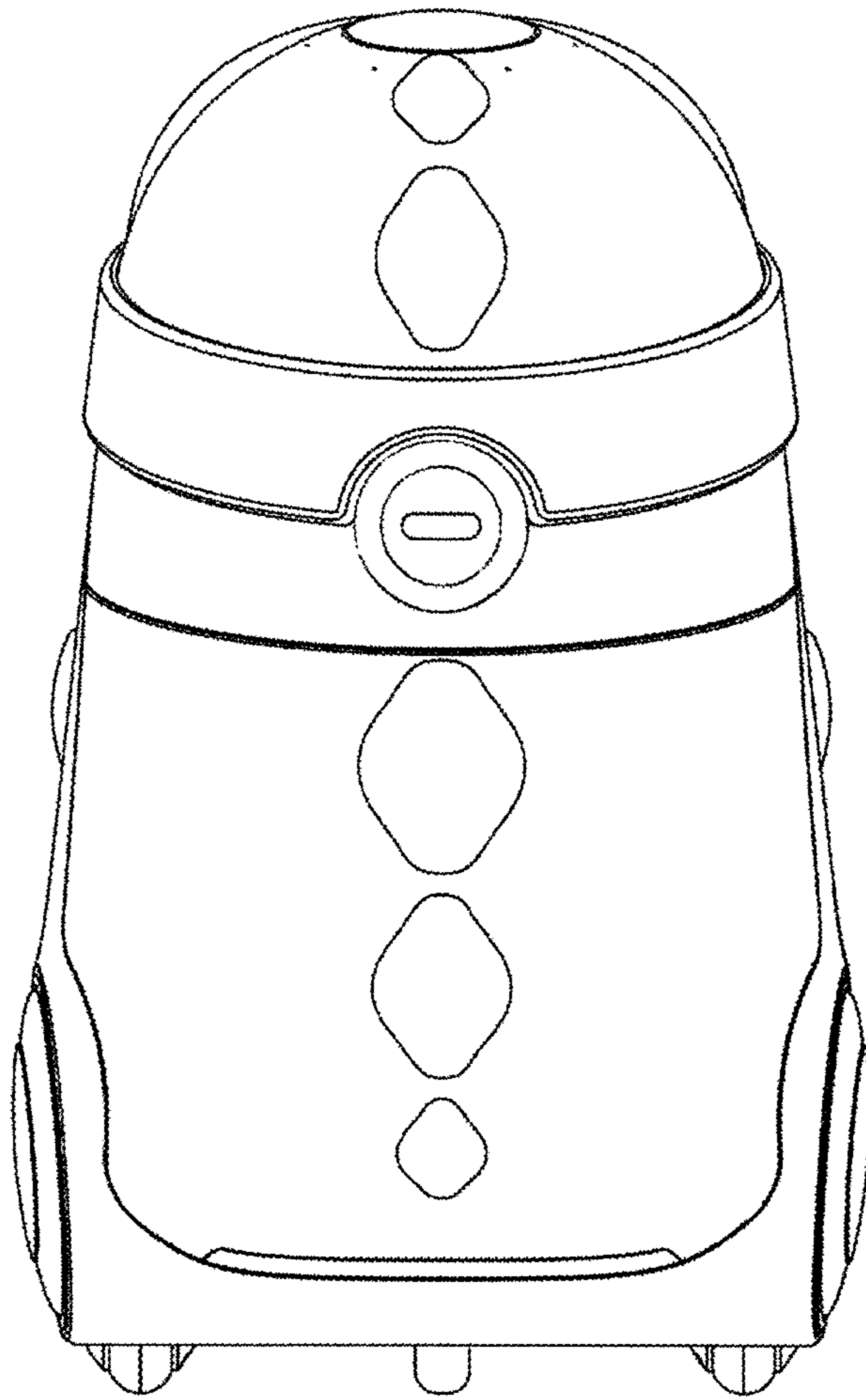


FIG. 2

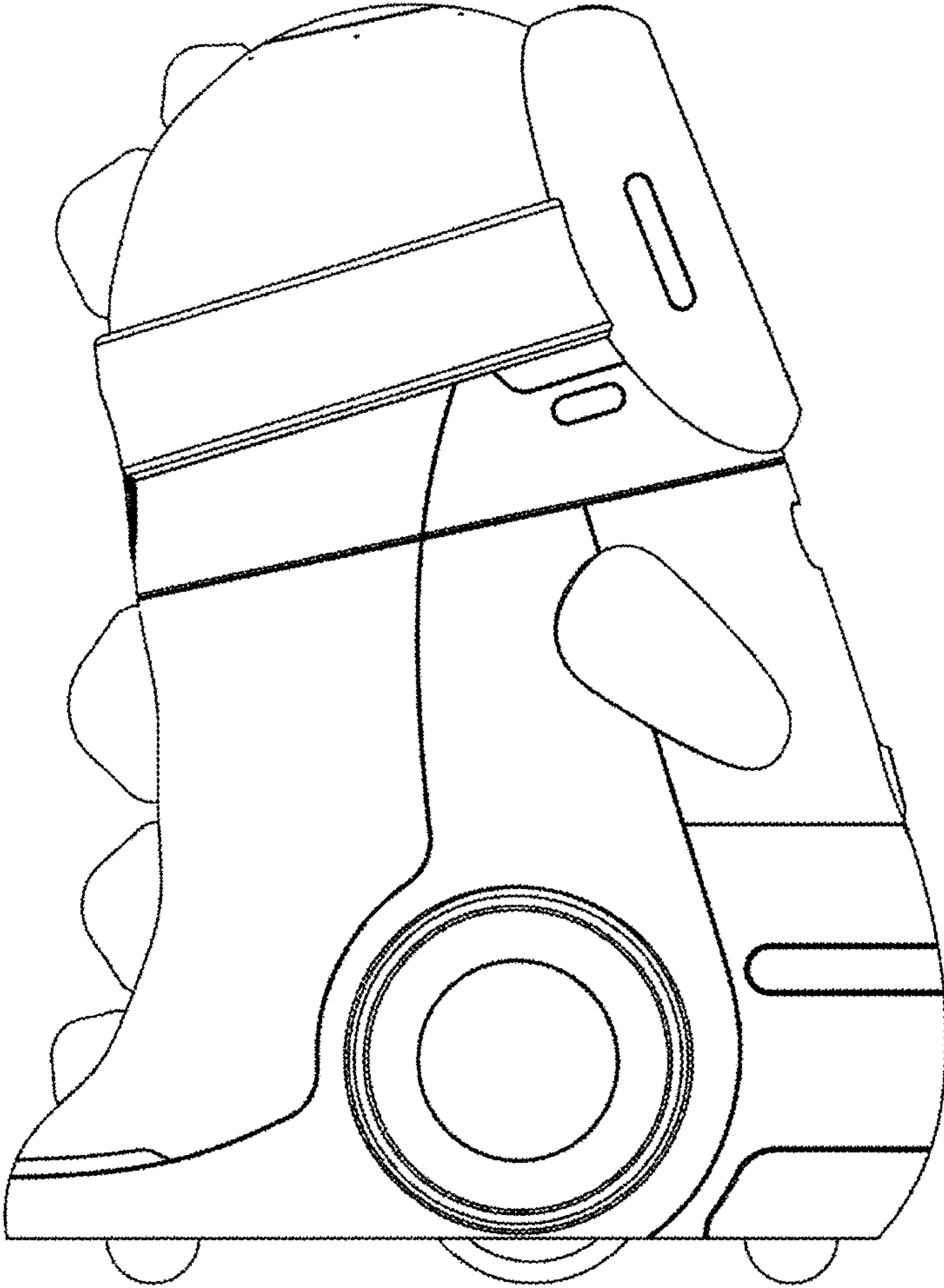


FIG. 3

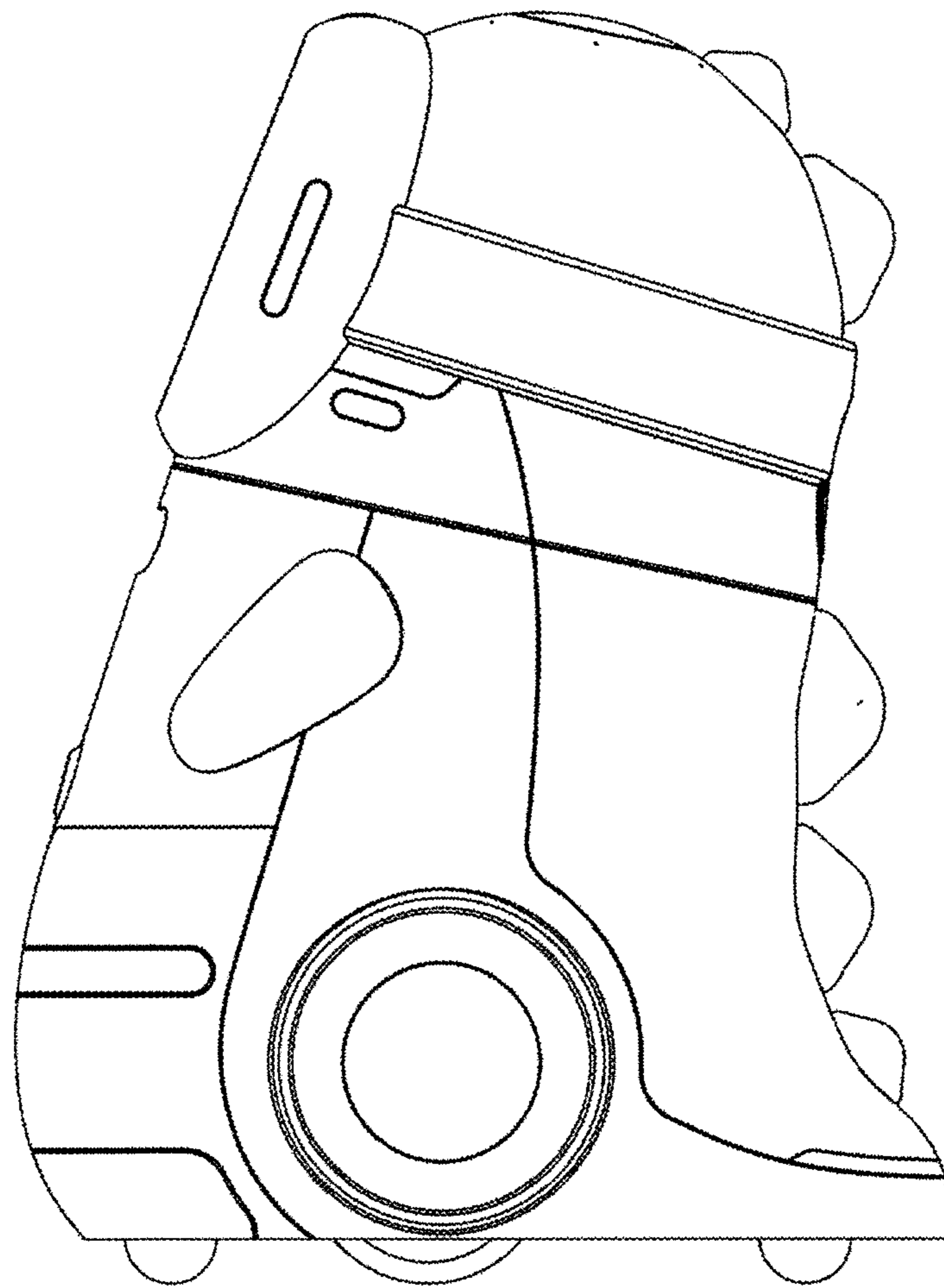


FIG. 4

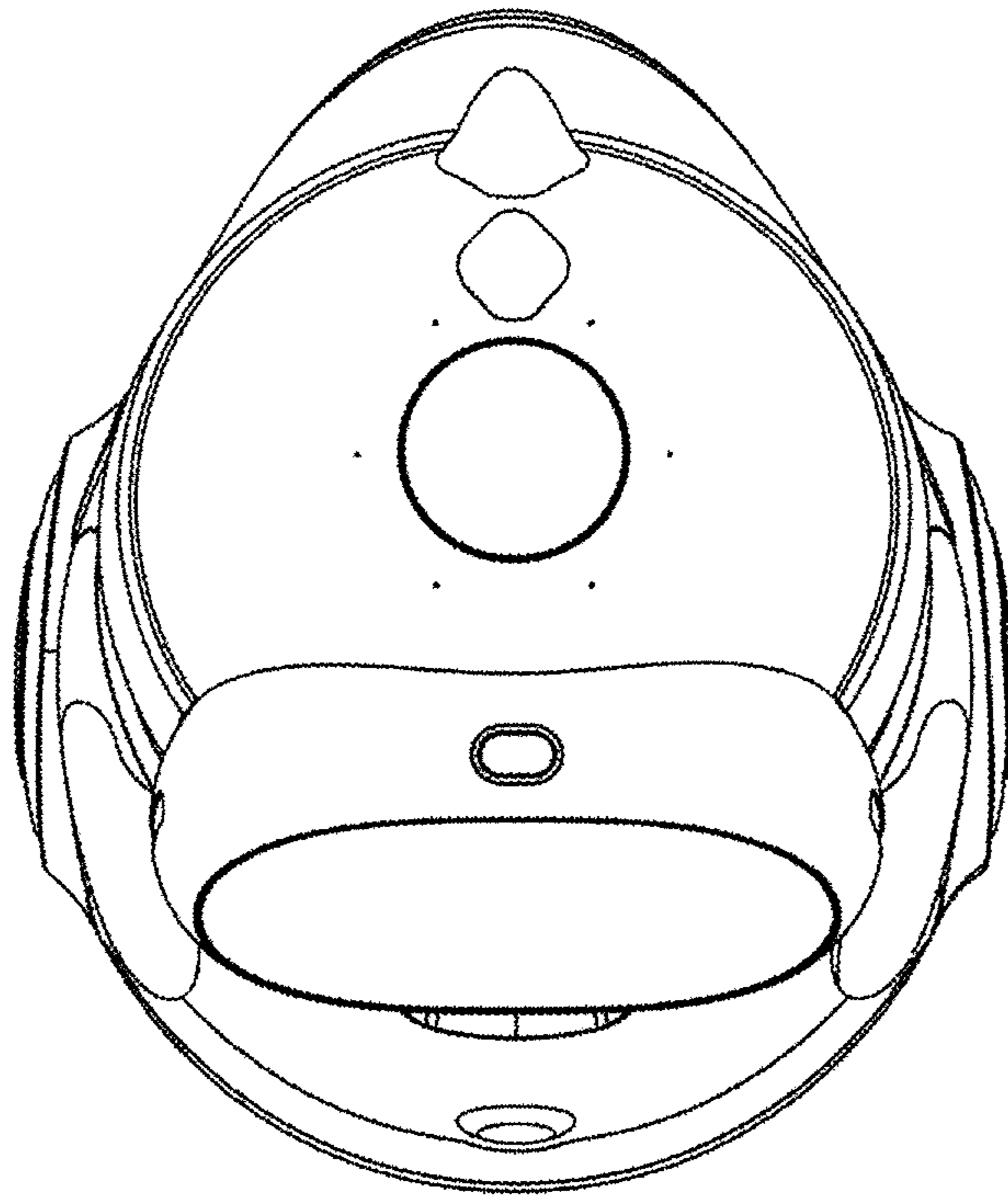


FIG. 5




FIG. 6




FIG. 7

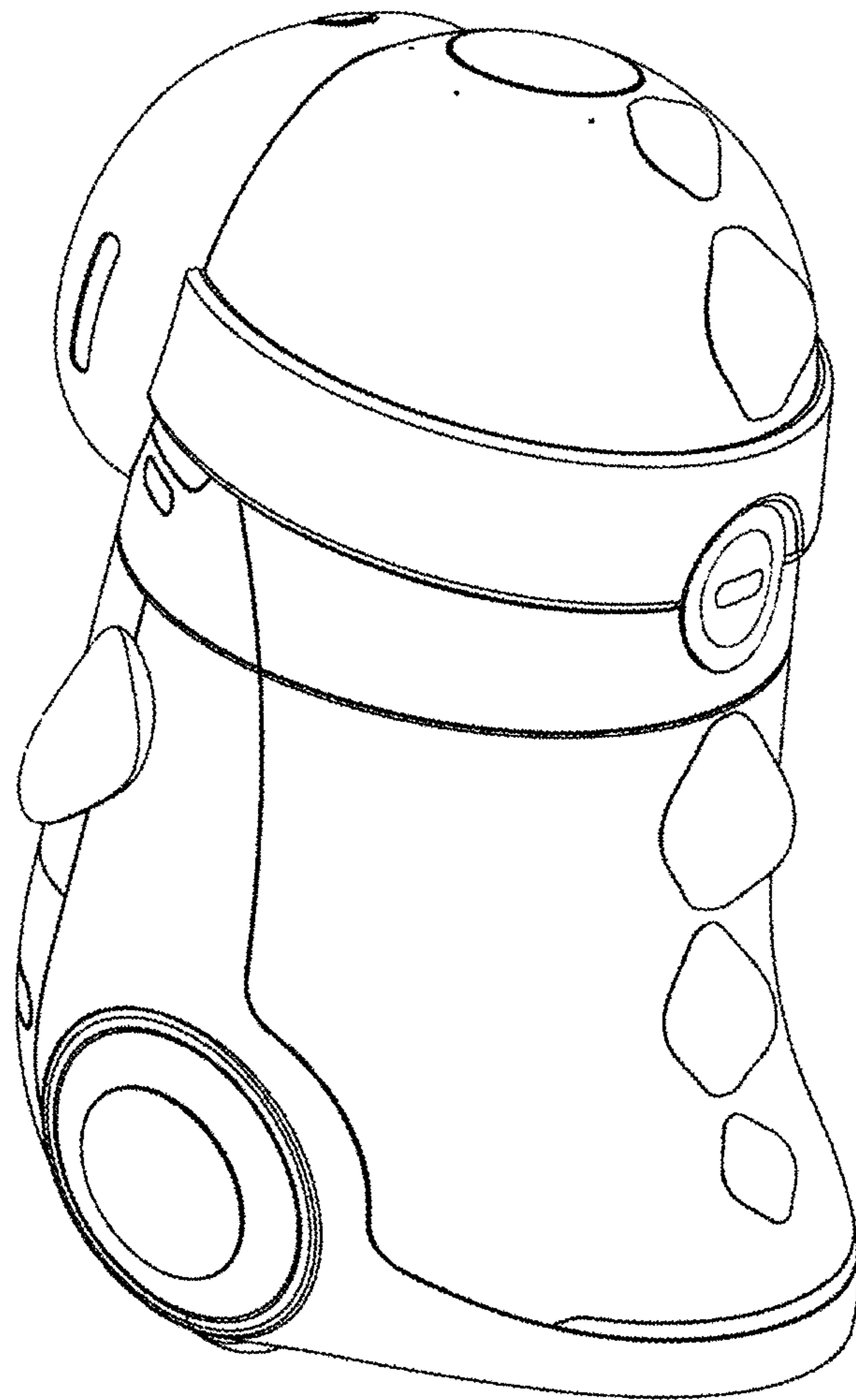


FIG. 8