



US00D881230S

(12) **United States Design Patent** (10) **Patent No.:** **US D881,230 S**
Burnett et al. (45) **Date of Patent:** **** *Apr. 14, 2020**

(54) **DISPLAY SCREEN OR PORTION THEREOF WITH GRAPHICAL USER INTERFACE**

- (71) Applicant: **Government of the United States as Represented by the Secretary of the Air Force**, Wright-Patterson AFB, OH (US)
- (72) Inventors: **Gregory M Burnett**, Dayton, OH (US); **Isaiah L Bragg**, Xenia, OH (US); **Noah W Bragg**, Beavercreek, OH (US); **Jared S Dewey**, Tucson, AZ (US); **Matthew R. Weber**, Beavercreek, OH (US)
- (73) Assignee: **United States of America as represented by the Secretary of the Air Force**, Wright-Patterson AFB, OH (US)
- (*) Notice: This patent is subject to a terminal disclaimer.
- (**) Term: **15 Years**
- (21) Appl. No.: **29/680,655**
- (22) Filed: **Feb. 19, 2019**

Related U.S. Application Data

- (63) Continuation-in-part of application No. 29/614,722, filed on Aug. 22, 2017, now abandoned.
- (51) **LOC (12) Cl.** **14-04**
- (52) **U.S. Cl.**
USPC **D14/486**
- (58) **Field of Classification Search**
USPC D14/485-488
CPC G06F 3/0482; A61B 5/743; A61B 5/7435; H04N 1/00427; H04N 1/0045
See application file for complete search history.

(56) **References Cited**

U.S. PATENT DOCUMENTS

D543,987 S *	6/2007	Rimas-Ribikauskas	D14/485
D635,149 S *	3/2011	Viggers	D14/486
D715,820 S *	10/2014	Rebstock	D14/486
D738,384 S *	9/2015	Kim	D14/485
D745,025 S *	12/2015	Bae	D14/486
D751,570 S *	3/2016	Lee	D14/485
9,792,014 B2 *	10/2017	Feiereisen	G06F 3/04842
D853,422 S *	7/2019	Zimmerman	D14/486
2015/0277708 A1 *	10/2015	Rodrig	G06F 3/04842 715/777

* cited by examiner

Primary Examiner — Richelle G Shelton

(74) *Attorney, Agent, or Firm* — AFMCLO/JAZ; Chastity D. S. Whitaker

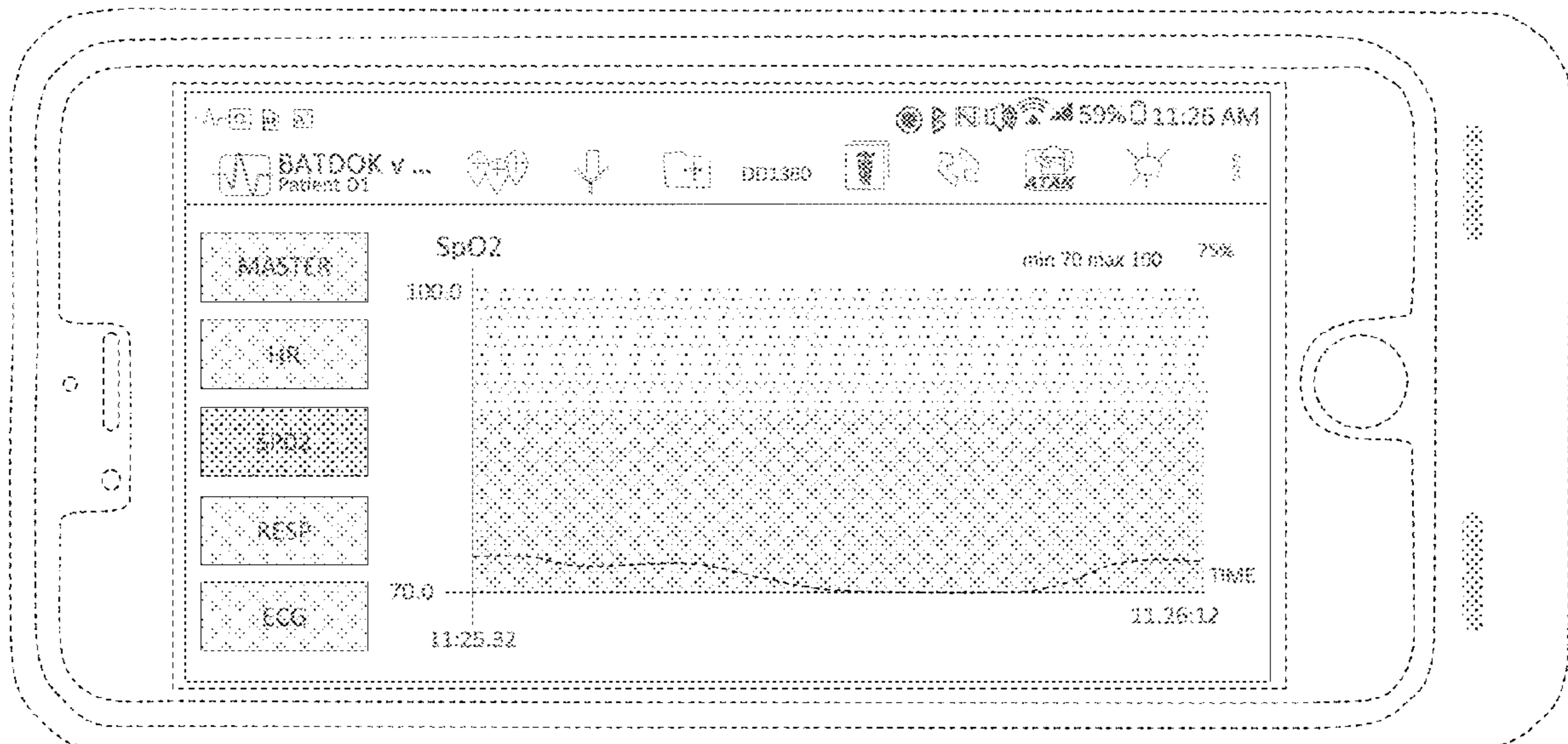
(57) **CLAIM**

The ornamental design for a display screen or portion thereof with graphical user interface, as shown and described.

DESCRIPTION

FIG. 1 is a front view of a display screen or portion thereof with graphical user interface showing our new design in a first environment;
 FIG. 2 is a front view of a display screen or portion thereof with graphical user interface showing our new design in a second environment; and,
 FIG. 3 is a front view of a display screen or portion thereof with graphical user interface showing our new design in a third environment.
 In the drawings, the broken lines showing the display screen are for the purpose of illustrating environment and form no part of the claimed design. The remaining dotted lines illustrating all text, icons, and greyscale elements of the graphical interface form no part of the claimed design.

1 Claim, 3 Drawing Sheets



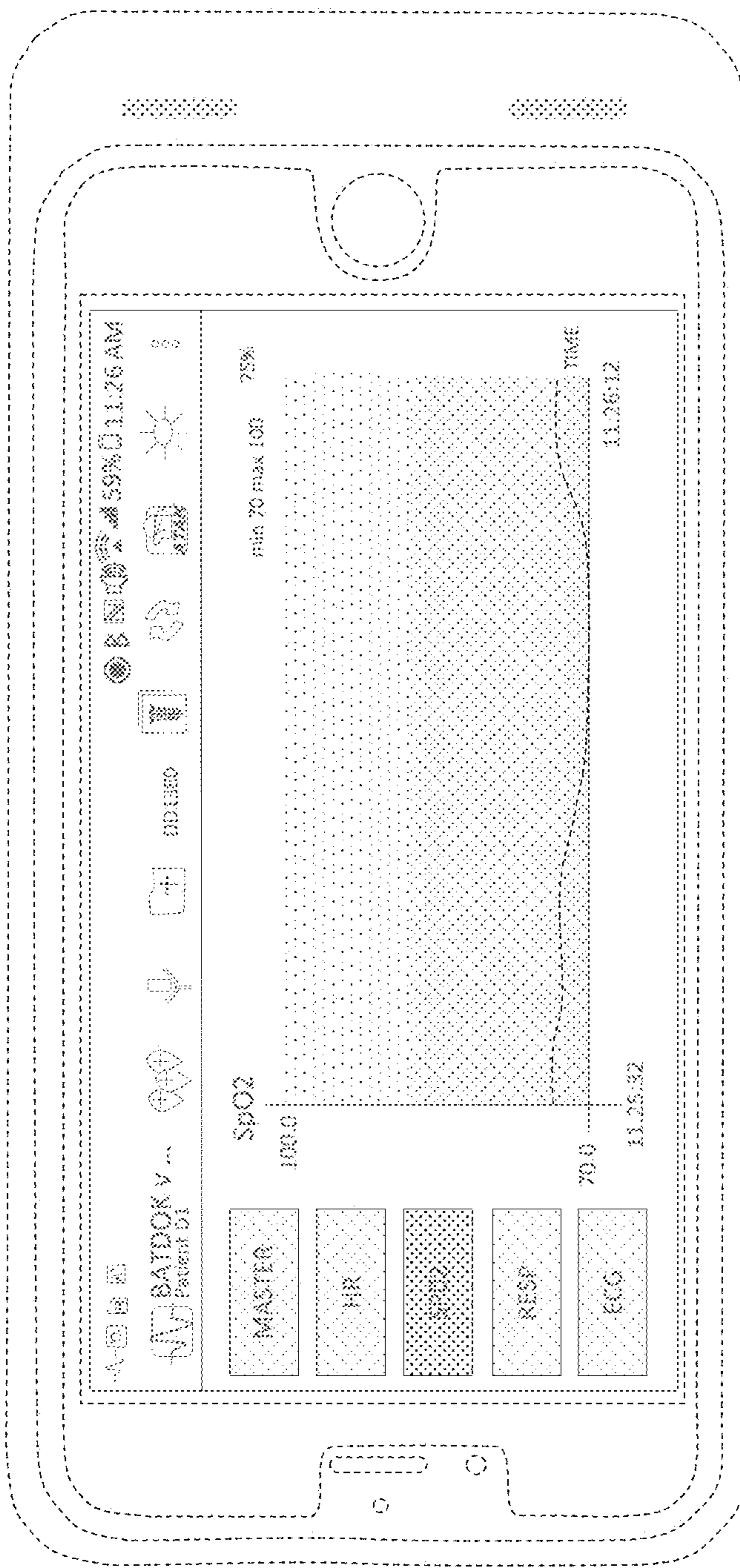


FIG. 1

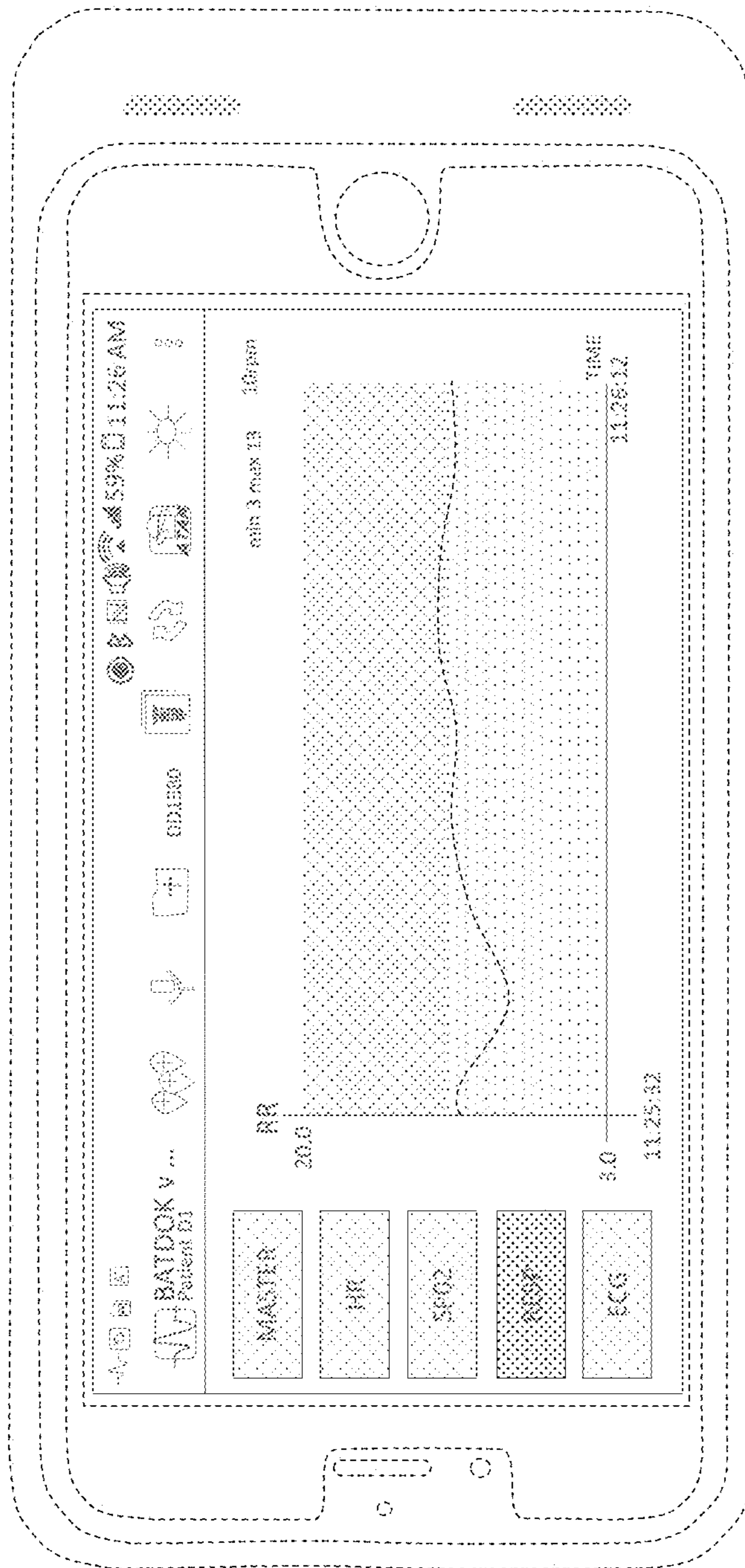


FIG. 2

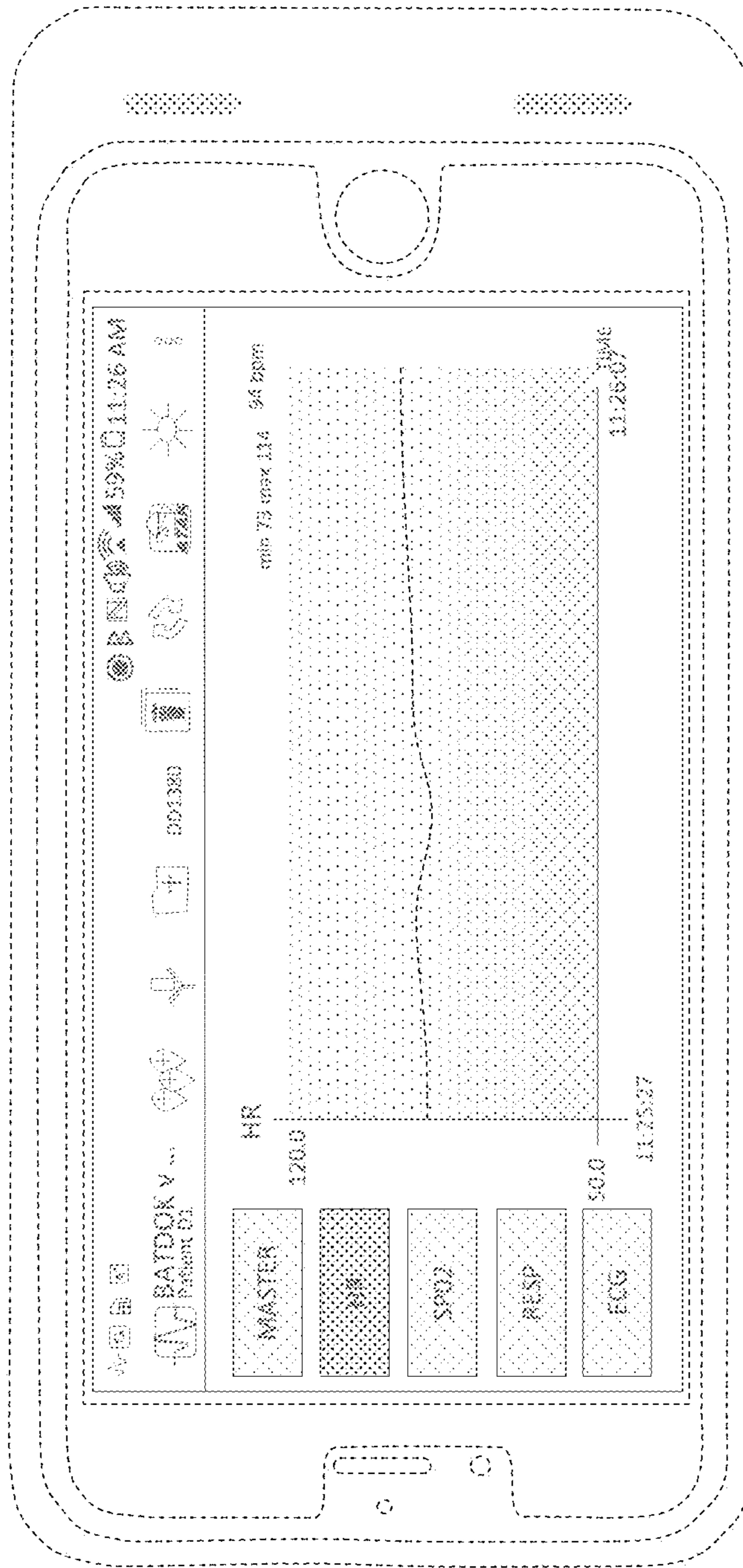


FIG. 3