



US00D881227S

(12) **United States Design Patent**  
**Elgena et al.**

(10) **Patent No.:** **US D881,227 S**  
(45) **Date of Patent:** **\*\* Apr. 14, 2020**

- (54) **DISPLAY PANEL OR PORTION THEREOF WITH GRAPHICAL USER INTERFACE**
- (71) Applicant: **Butterfly Network, Inc.**, Guilford, CT (US)
- (72) Inventors: **David Elgena**, Brooklyn, NY (US); **Matthew de Jonge**, New York, NY (US)
- (73) Assignee: **Butterfly Network, Inc.**, Guilford, CT (US)

D620,024	S	*	7/2010	Dunn	.....	D14/491
D625,323	S	*	10/2010	Matsushima	.....	D14/487
D652,426	S	*	1/2012	Anzures	.....	D14/488
D659,706	S	*	5/2012	David	.....	D14/487
D725,675	S	*	3/2015	Furuya Mariche	.....	D14/490
D741,877	S	*	10/2015	Torres	.....	D14/485
D751,576	S	*	3/2016	Kim	.....	D14/485
9,299,197	B2	*	3/2016	Fish	.....	G06F 3/048
D765,130	S	*	8/2016	Bach	.....	D14/488
D768,147	S	*	10/2016	Yoo	.....	D14/485
D836,659	S	*	12/2018	Andrew	.....	D14/486
D857,032	S	*	8/2019	Devine	.....	D14/485
10,453,572	B1	*	10/2019	Brooks	.....	G16H 40/63
2019/0282208	A1	*	9/2019	Silberman	.....	G06T 7/10

(\*\*) Term: **15 Years**

(21) Appl. No.: **29/665,244**

(22) Filed: **Oct. 1, 2018**

(51) **LOC (12) Cl.** ..... **14-04**

(52) **U.S. Cl.**  
USPC ..... **D14/486; D14/492**

(58) **Field of Classification Search**  
USPC ..... D14/485-495  
CPC ..... G06F 3/0482; G06F 3/04842; G06F 2203/04807; G06F 19/3418; G06F 19/3406; G06F 19/34; H04M 1/2477; G06Q 50/22; G06Q 50/24; G06Q 10/10; G06Q 10/06; G06T 2207/30004

See application file for complete search history.

(56) **References Cited**

**U.S. PATENT DOCUMENTS**

D427,609	S	*	7/2000	Hwang	.....	D14/492
D516,574	S	*	3/2006	Ishida	.....	D14/488
D517,087	S	*	3/2006	Sands	.....	D14/488
D540,343	S	*	4/2007	Cummins	.....	D14/489
D597,098	S	*	7/2009	Su	.....	D14/485

\* cited by examiner

*Primary Examiner* — Darlington Ly

*Assistant Examiner* — Katherine A Holbrow

(74) *Attorney, Agent, or Firm* — Wolf, Greenfield & Sacks, P.C.

(57) **CLAIM**

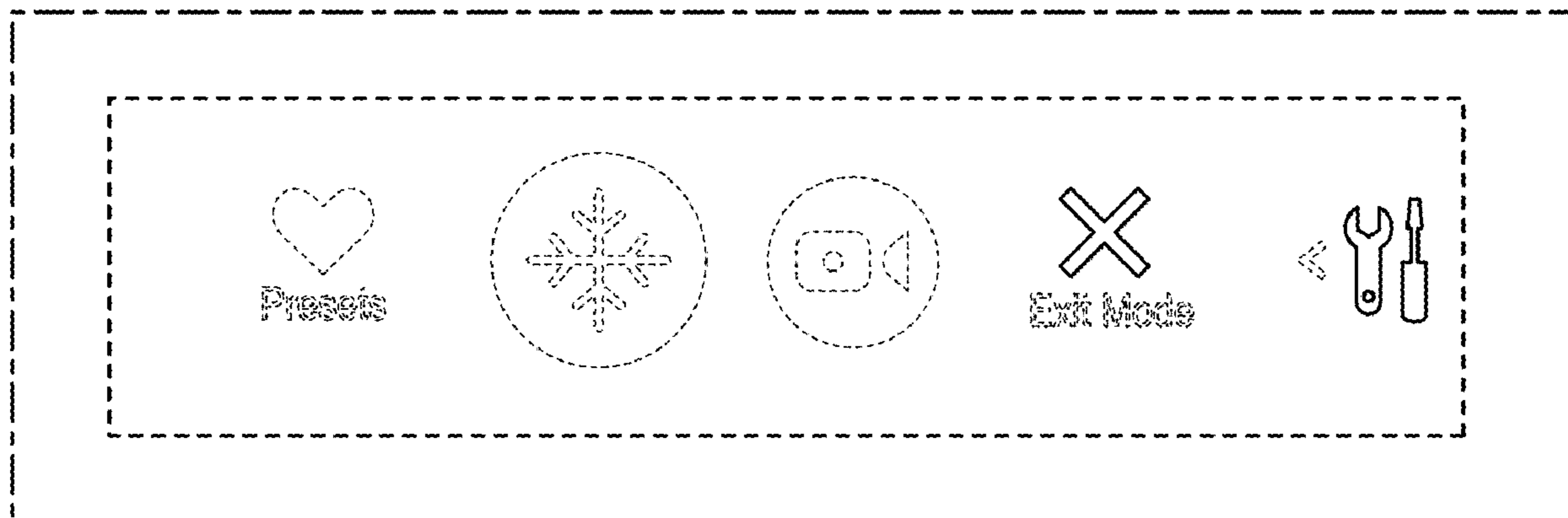
The ornamental design for a display panel or portion thereof with graphical user interface, as shown and described.

**DESCRIPTION**

FIG. 1 is a front view of a display panel or portion thereof with graphical user interface showing our new design; and, FIG. 2 is a front view thereof shown with environmental matter.

The dot-dash broken lines illustrate a display panel or portion thereof and form no part of the claimed design. The dash-dash broken lines on the display panel represent portions of the graphical user interface that form no part of the claimed design. The broken lines in FIG. 2 showing a display device illustrate environmental matter that forms no part of the claimed design.

**1 Claim, 2 Drawing Sheets**



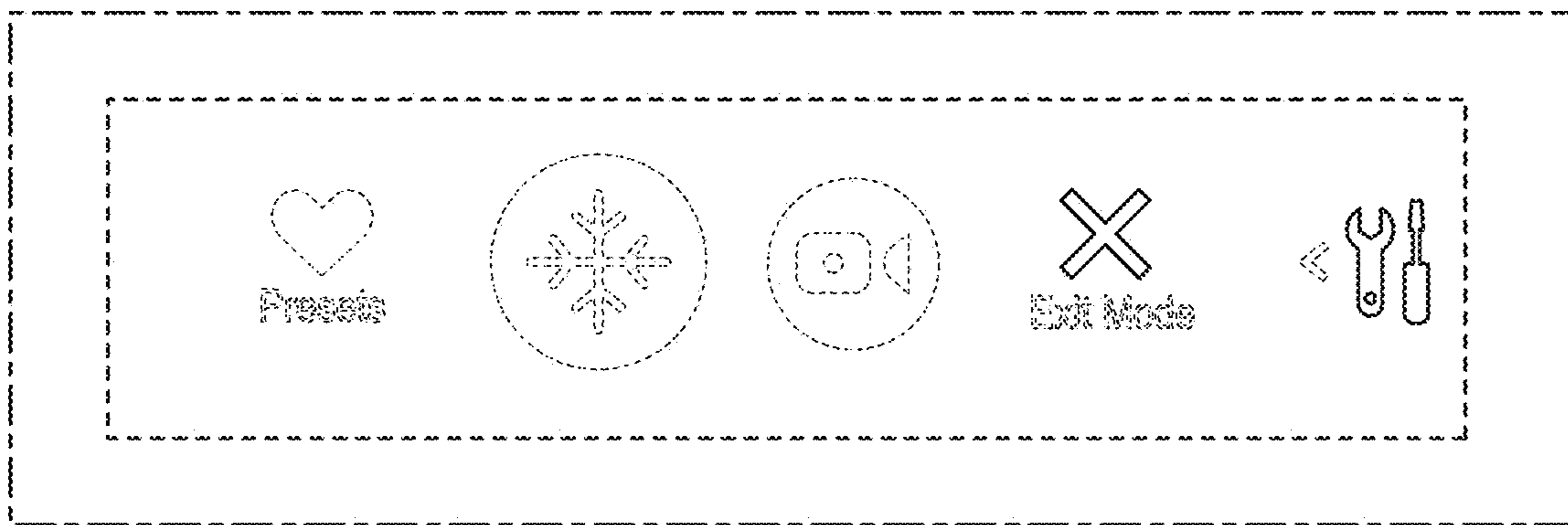


FIG. 1




FIG. 2