



US00D881226S

(12) **United States Design Patent** (10) **Patent No.:** **US D881,226 S**  
**Elgena et al.** (45) **Date of Patent:** **\*\* Apr. 14, 2020**

- (54) **DISPLAY PANEL OR PORTION THEREOF WITH GRAPHICAL USER INTERFACE**
- (71) Applicant: **Butterfly Network, Inc.**, Guilford, CT (US)
- (72) Inventors: **David Elgena**, Brooklyn, NY (US); **Vineet Shah**, Jersey City, NJ (US)
- (73) Assignee: **Butterfly Network, Inc.**, Guilford, CT (US)

D730,920 S *	6/2015	Park	.....	D14/485
D733,184 S *	6/2015	Park	.....	D14/490
D757,753 S *	5/2016	Jung	.....	D14/485
D759,663 S *	6/2016	Kim	.....	D14/485
D760,739 S *	7/2016	Jung	.....	D14/485
D776,711 S *	1/2017	Clarke	.....	D14/489
D780,798 S *	3/2017	Yang	.....	D14/485
D786,910 S *	5/2017	Higuchi	.....	D14/486
D796,525 S *	9/2017	Kim	.....	D14/485
D798,336 S *	9/2017	Maccubbin	.....	D14/485
D829,733 S *	10/2018	Clapper	.....	D14/485
D849,757 S *	5/2019	Jing	.....	D14/485
2017/0065351 A1 *	3/2017	Case	.....	A61B 8/0841

(\*\*) Term: **15 Years**

(21) Appl. No.: **29/665,243**

(22) Filed: **Oct. 1, 2018**

(51) **LOC (12) Cl.** ..... **14-04**

(52) **U.S. Cl.**  
USPC ..... **D14/486; D14/491**

(58) **Field of Classification Search**  
USPC ..... D14/485–495  
CPC ..... G06F 3/0482; G06F 3/04842; G06F 2203/04807; G06F 19/3418; G06F 19/3406; G06F 19/34; H04M 1/2477; G06Q 50/22; G06Q 50/24; G06Q 10/10; G06Q 10/06; G06T 2207/30004  
See application file for complete search history.

(56) **References Cited**

**U.S. PATENT DOCUMENTS**

D387,750 S *	12/1997	Kodosky	.....	D14/490
D392,963 S *	3/1998	Coleman	.....	D14/489
D440,575 S *	4/2001	Wang	.....	D14/486
D444,794 S *	7/2001	Nashida	.....	D14/489
8,832,594 B1 *	9/2014	Thompson	.....	G06F 3/0481
				715/801
D723,044 S *	2/2015	Park	.....	D14/485

\* cited by examiner

*Primary Examiner* — Darlington Ly

*Assistant Examiner* — Katherine A Holbrow

(74) *Attorney, Agent, or Firm* — Wolf, Greenfield & Sacks, P.C.

(57) **CLAIM**

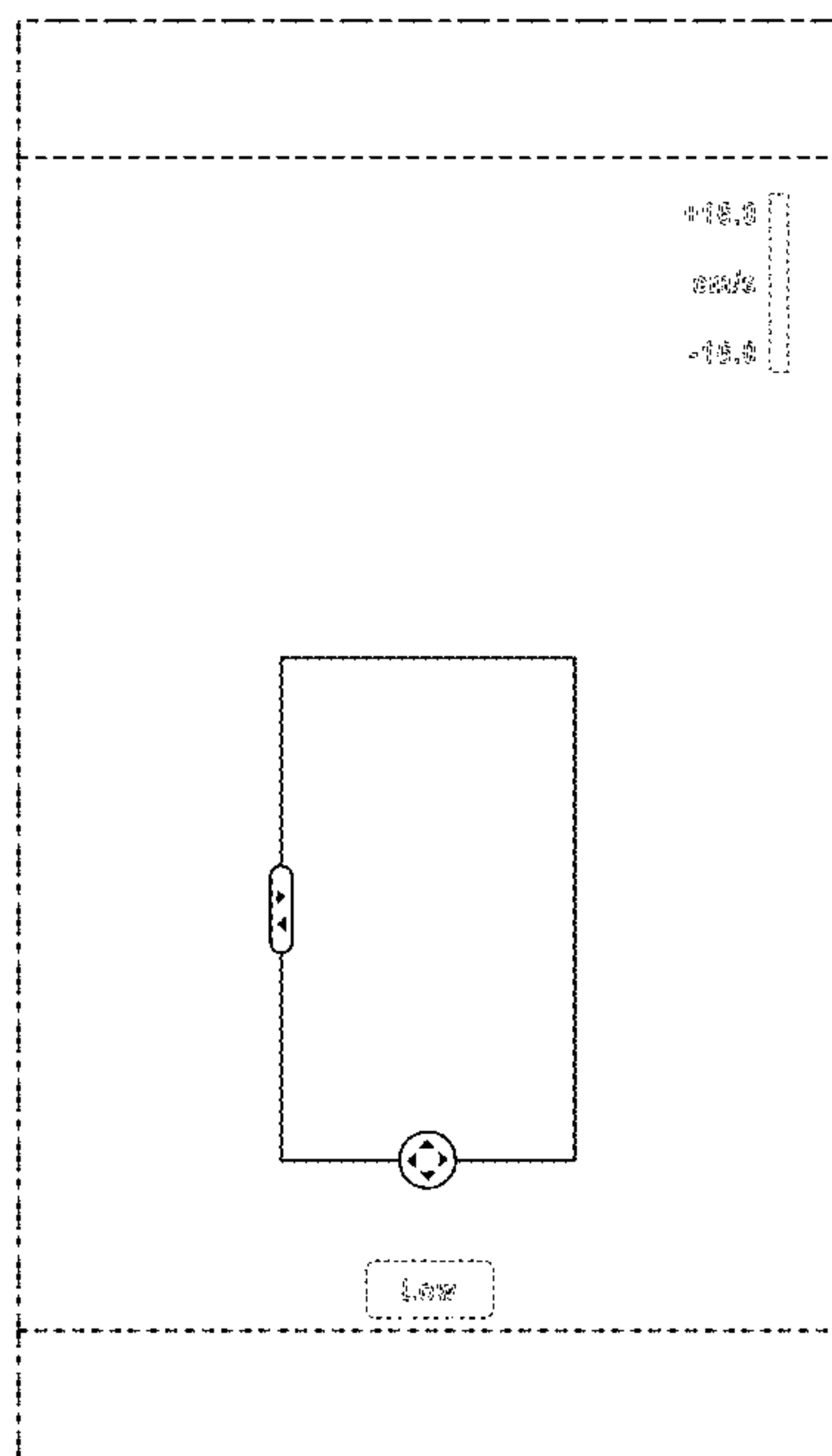
The ornamental design for a display panel or portion thereof with graphical user interface, as shown and described.

**DESCRIPTION**

FIG. 1 is a front view of a first embodiment of a display panel or portion thereof with graphical user interface showing our new design; and, FIG. 2 is a front view thereof shown with environmental matter.

The dot-dash broken lines illustrate a display panel or portion thereof and form no part of the claimed design. The dash-dash broken lines on the display panel represent portions of the graphical user interface that form no part of the claimed design. The broken lines in FIG. 2 showing a display device illustrate environmental matter that forms no part of the claimed design.

**1 Claim, 2 Drawing Sheets**



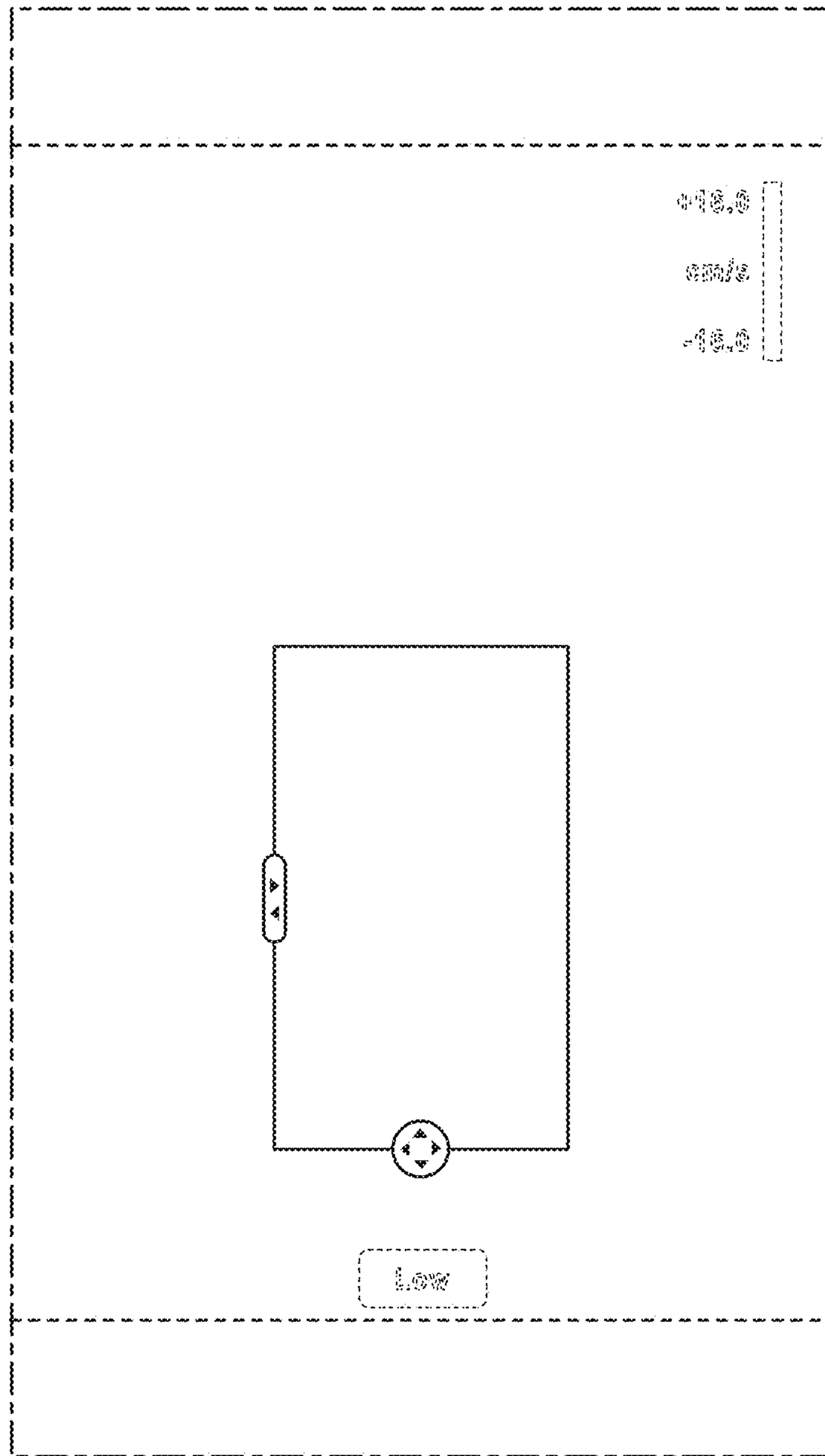


FIG. 1

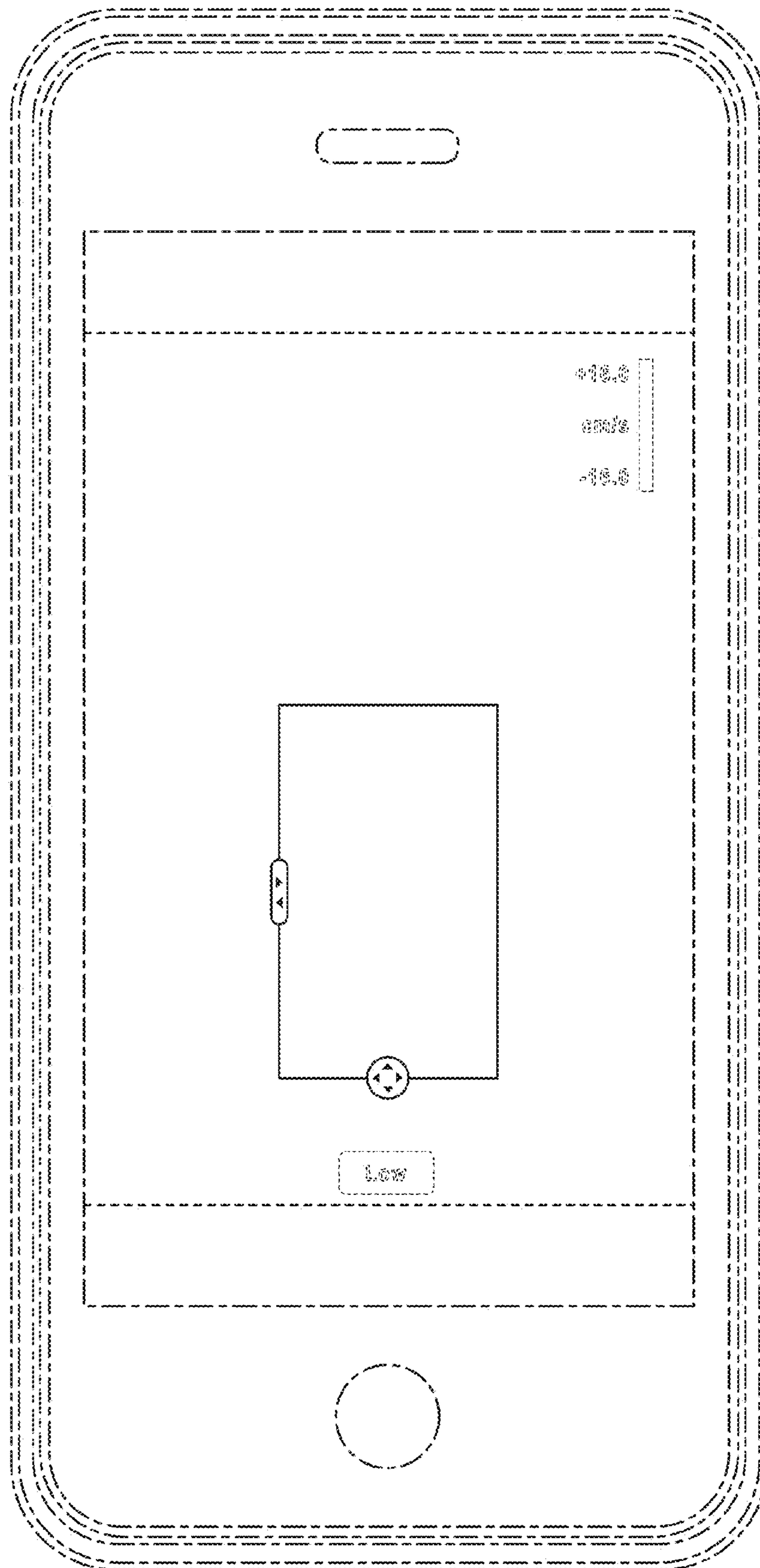


FIG. 2