



US00D881197S

(12) **United States Design Patent**
Chen

(10) **Patent No.:** **US D881,197 S**

(45) **Date of Patent:** **** Apr. 14, 2020**

(54) **PROTECTIVE CASE WITH STAND FOR
TABLET COMPUTER**

(71) Applicant: **Dongguan YIHE Silicone&Rubber
Technology Co., Ltd, Guangdong (CN)**

(72) Inventor: **Ling Chen, Guangdong (CN)**

(**) Term: **15 Years**

(21) Appl. No.: **29/675,289**

(22) Filed: **Dec. 31, 2018**

(30) **Foreign Application Priority Data**

Jul. 11, 2018 (CN) 2018 3 0373539

(51) **LOC (12) Cl.** **14-02**

(52) **U.S. Cl.**
USPC **D14/440**

(58) **Field of Classification Search**
USPC 206/320; D14/440, 447, 250;
361/679.55; 294/25; 224/218
See application file for complete search history.

(56) **References Cited**

U.S. PATENT DOCUMENTS

- 6,726,070 B2 * 4/2004 Lautner A44C 5/0007
224/221
- D492,303 S * 6/2004 Schlieffers D14/341
- D591,801 S * 5/2009 Mak D21/469
- D594,004 S * 6/2009 Takemasa D14/341
- D611,467 S * 3/2010 Gou D14/315
- D613,285 S * 4/2010 Grant D14/341
- D626,123 S * 10/2010 Peng D14/324
- D676,449 S * 2/2013 Probst D14/440
- D685,376 S * 7/2013 Kim D14/439
- D689,056 S * 9/2013 Li D14/440
- D690,704 S * 10/2013 Padilla D14/440
- D691,144 S * 10/2013 Peters D14/440

- D694,246 S * 11/2013 Park D14/440
- D703,672 S * 4/2014 Kim D14/440
- 8,690,210 B1 * 4/2014 May A45F 5/00
224/217
- D712,412 S * 9/2014 Bleau D14/440
- D721,075 S * 1/2015 Toda D14/342
- D721,376 S * 1/2015 Lee D14/440
- D725,659 S * 3/2015 Tussy D14/440
- D727,917 S * 4/2015 Yeo D14/440
- D733,154 S * 6/2015 Armstrong D14/440
- D741,335 S * 10/2015 Bastian D14/440
- D747,321 S * 1/2016 London D14/440
- D749,592 S * 2/2016 Huang D14/440
- D752,052 S * 3/2016 Park D14/440

(Continued)

Primary Examiner — Cynthia R Underwood

(74) *Attorney, Agent, or Firm* — Prakash Nama; Global
IP Services, PLLC

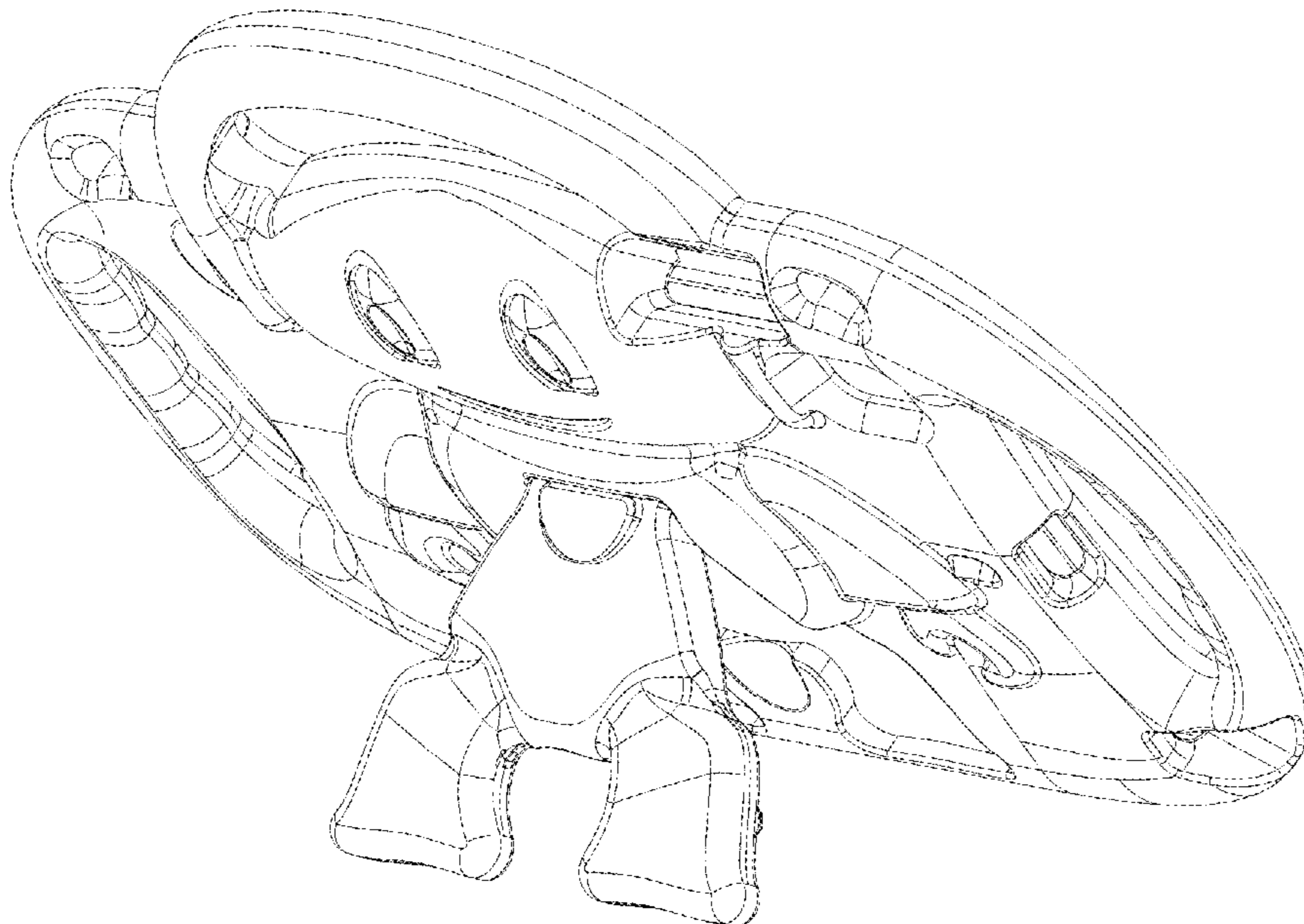
(57) **CLAIM**

The ornamental design for a protective case with stand for
tablet computer, as shown and described.

DESCRIPTION

FIG. 1 is a front elevational view of a protective case with
stand for tablet computer showing my new design;
FIG. 2 is a rear elevational view thereof;
FIG. 3 is a left side view thereof;
FIG. 4 is a right side view thereof;
FIG. 5 is a top plan view thereof;
FIG. 6 is a bottom plan view thereof;
FIG. 7 is a front perspective view thereof;
FIG. 8 is a rear perspective view thereof;
FIG. 9 is a front perspective view thereof, shown in an
alternative configuration of use; and,
FIG. 10 is a rear perspective view thereof.
The broken lines shown in protective case with stand for
tablet computer form no part of the claimed design.

1 Claim, 10 Drawing Sheets



(56)

References Cited

U.S. PATENT DOCUMENTS

D763,853 S * 8/2016 Pearce D14/440
 D765,085 S * 8/2016 Moore D14/440
 9,407,743 B1 * 8/2016 Hirshberg H04M 1/04
 D766,249 S * 9/2016 Veltz D14/440
 D771,030 S * 11/2016 Tussy D14/250
 D784,350 S * 4/2017 Li D14/440
 D794,625 S * 8/2017 Armstrong D14/250
 D797,106 S * 9/2017 Paolizzi D14/426
 D807,369 S * 1/2018 Chen D14/440
 D843,377 S * 3/2019 Tang D14/440
 D852,200 S * 6/2019 Chan D14/440
 D854,022 S * 7/2019 Chen D14/440
 D860,212 S * 9/2019 Ahn D14/440
 D862,478 S * 10/2019 Ahn D14/440
 D862,480 S * 10/2019 Chan D14/440
 2004/0226973 A1 * 11/2004 Kao F16M 11/041
 2007/0215512 A1 * 9/2007 Bellissimo A47G 23/0625
 206/557

2009/0219677 A1 * 9/2009 Mori A45F 3/14
 361/679.03
 2011/0267748 A1 * 11/2011 Lane A45F 5/00
 361/679.01
 2011/0309117 A1 * 12/2011 Roberts A45F 5/00
 224/217
 2012/0091312 A1 * 4/2012 Baker F16M 13/00
 248/682
 2014/0054910 A1 * 2/2014 Kim H04B 1/385
 294/158
 2014/0152034 A1 * 6/2014 Tussy F16M 13/04
 294/142
 2015/0009610 A1 * 1/2015 London G06F 1/163
 361/679.03
 2015/0068934 A1 * 3/2015 Armstrong A45C 11/00
 206/320
 2015/0201743 A1 * 7/2015 Erickson-Davis A45F 5/00
 224/218
 2017/0045920 A1 * 2/2017 Armstrong G06F 1/1669

* cited by examiner

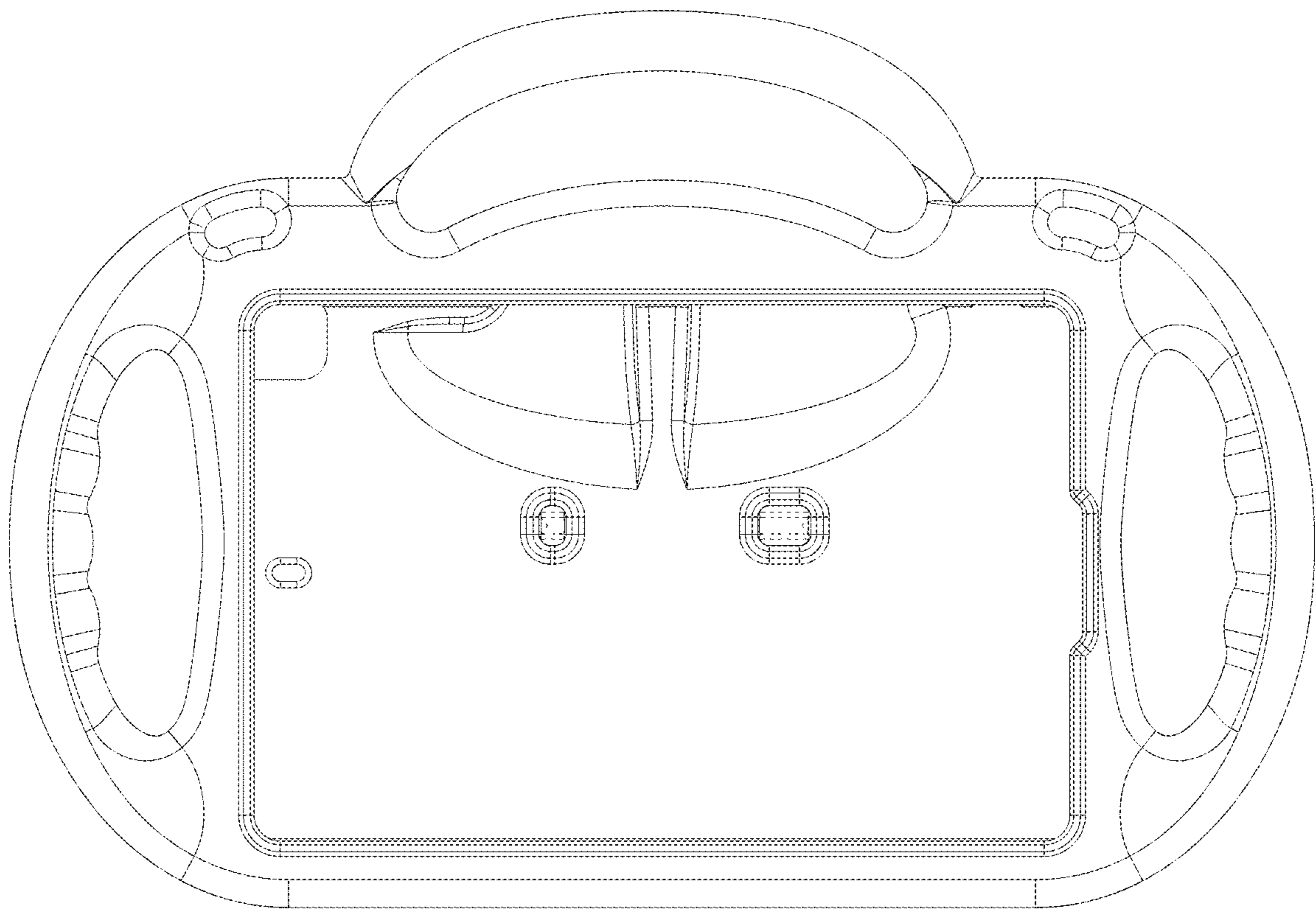


Fig. 1




Fig. 2

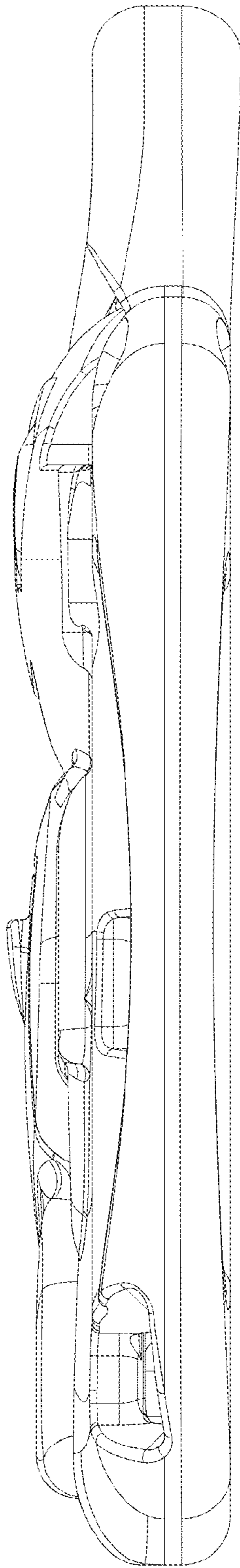


Fig. 3

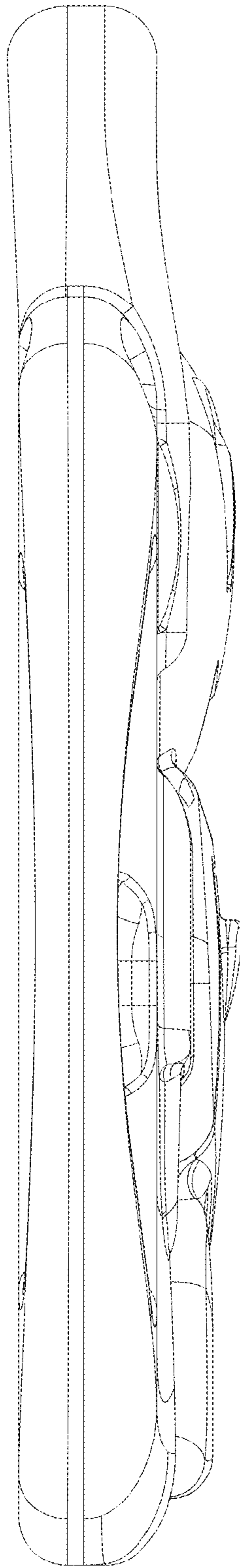


Fig. 4

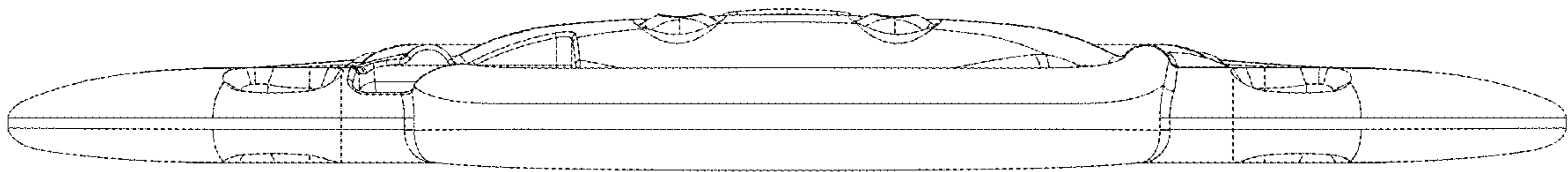


Fig. 5

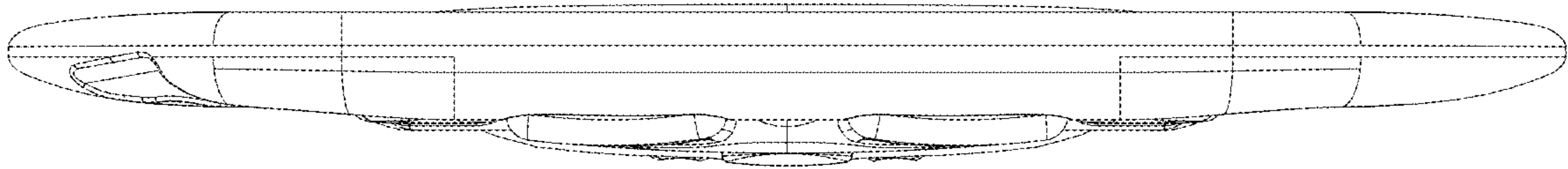


Fig. 6

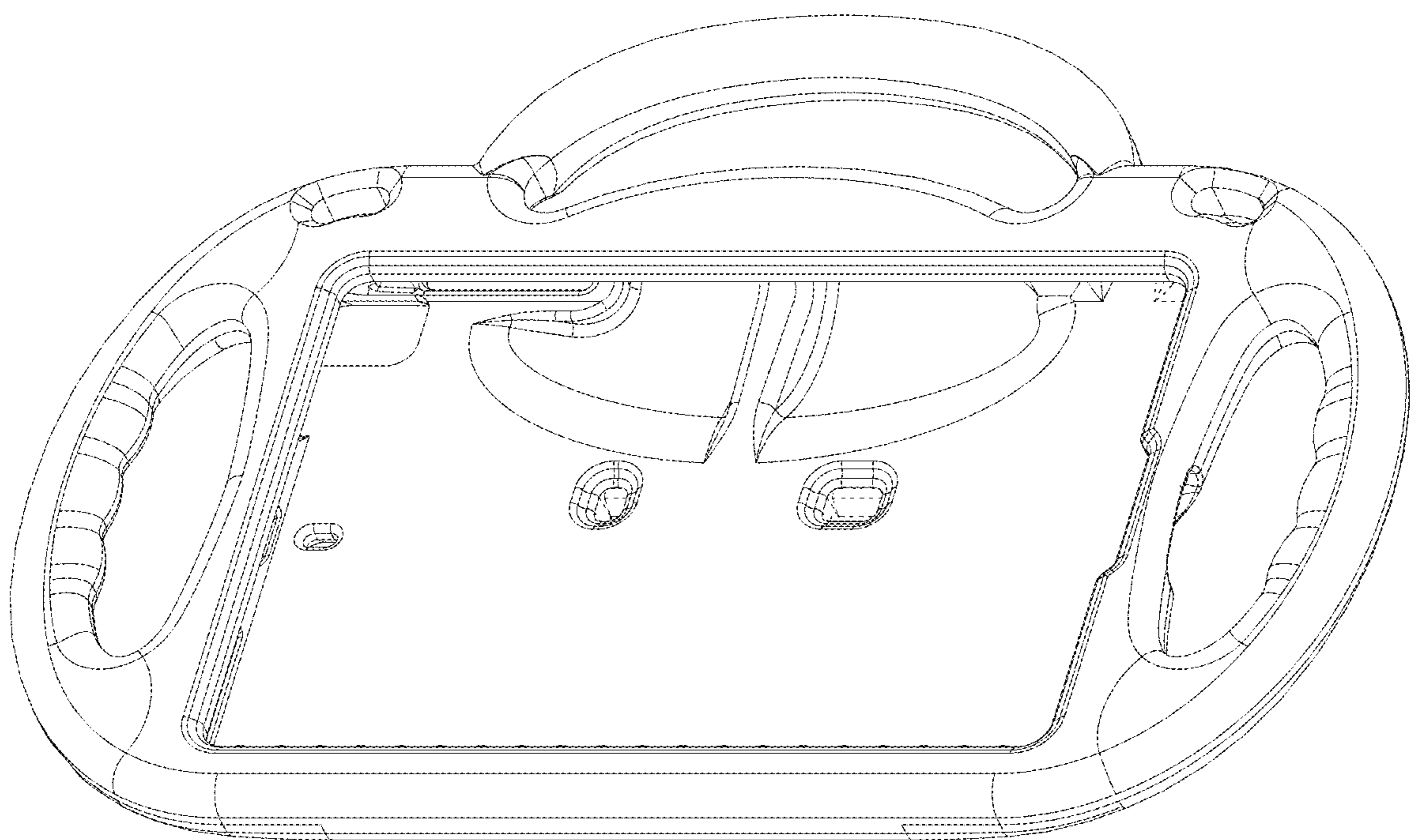


Fig. 7




Fig. 8



Fig. 9




Fig. 10