



US00D881170S

(12) **United States Design Patent**
Yang

(10) **Patent No.:** **US D881,170 S**
(45) **Date of Patent:** **** Apr. 14, 2020**

(54) **ANTENNA**

(71) Applicant: **SHENZHEN ANTOP TECHNOLOGY LIMITED**, Shenzhen (CN)

(72) Inventor: **Ruidian Yang**, Shenzhen (CN)

(73) Assignee: **SHENZHEN ANTOP TECHNOLOGY LIMITED**, Shenzhen (CN)

(**) Term: **15 Years**

(21) Appl. No.: **29/625,404**

(22) Filed: **Nov. 9, 2017**

(51) **LOC (12) Cl.** **14-03**

(52) **U.S. Cl.**
USPC **D14/230**

(58) **Field of Classification Search**
USPC D14/230–238, 138, 172, 188, 203.1, D14/203.3, 203.6, 204, 216, 221, 238.1, D14/240, 242, 299, 314, 343, 356, 358, D14/496, 509; D6/682
CPC H01Q 1/007; H01Q 1/084; H01Q 1/12; H01Q 1/22; H01Q 1/38; H01Q 1/42; H01Q 7/00; H01Q 9/40; H01Q 9/285; H01Q 9/065; H01Q 9/44; H01Q 9/265; H01Q 19/10; H01Q 19/106; H01Q 19/12; H01Q

(Continued)

(56) **References Cited**

U.S. PATENT DOCUMENTS

D323,753 S * 2/1992 Johnston D11/131
D325,578 S * 4/1992 Daido D14/155

(Continued)

OTHER PUBLICATIONS

Antop, Digital Indoor TV Antenna, AV-6019G, online, no post date, URL: <http://www.antop.com/digital-indoor-tv-antenna-av-6019g>, retrieved Jun. 18, 2018.*

(Continued)

Primary Examiner — Jeffrey D Asch
Assistant Examiner — Rebekah A Caruso

(74) *Attorney, Agent, or Firm* — Muncy, Geissler, Olds & Lowe, P.C.

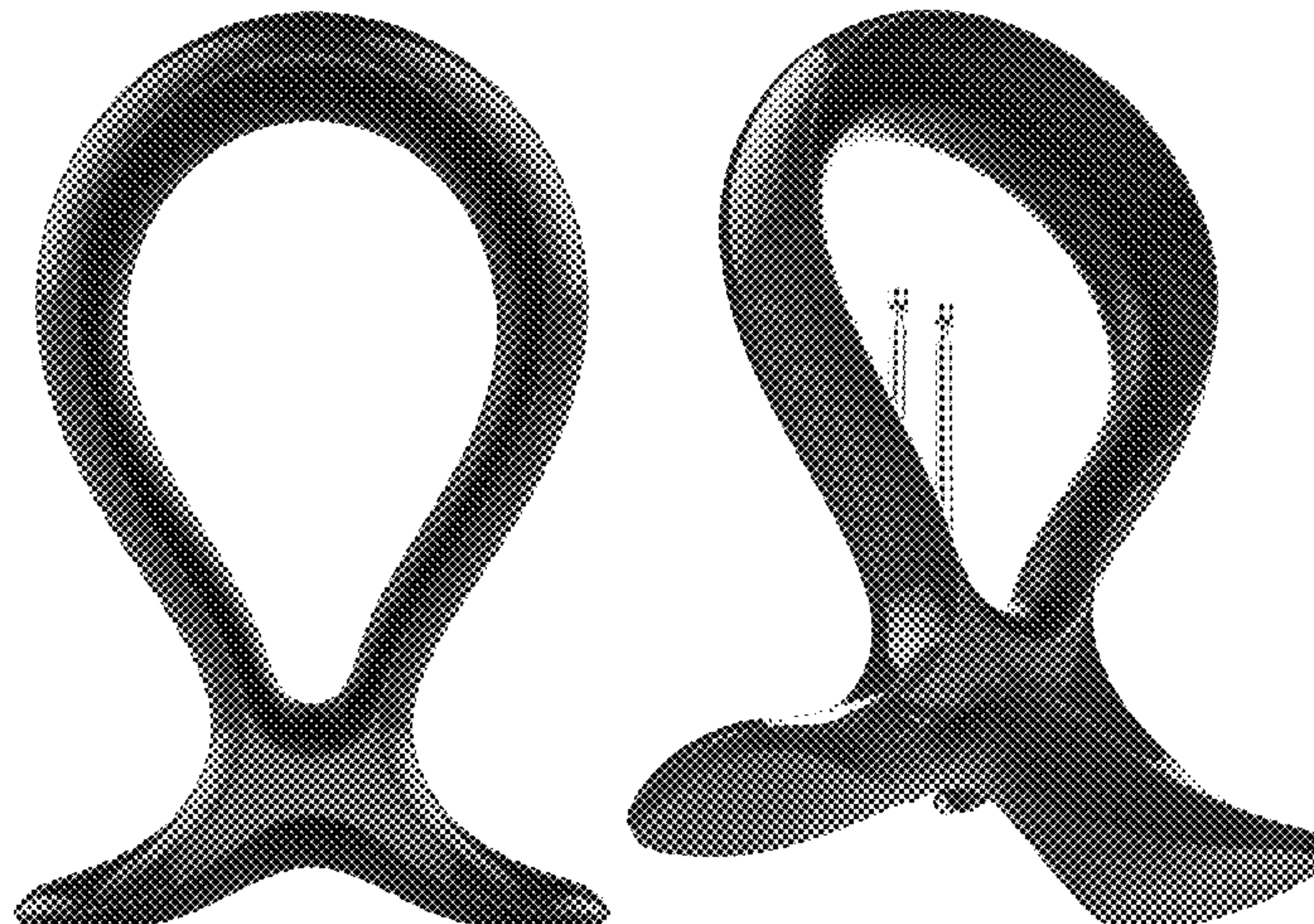
(57) **CLAIM**

The ornamental design for an antenna, as shown and described.

DESCRIPTION

FIG. 1 is a front elevational view of an antenna showing my new design;
FIG. 2 is a rear elevational view thereof;
FIG. 3 is a left side elevational view thereof;
FIG. 4 is a right side elevational view thereof;
FIG. 5 is a top plan view thereof;
FIG. 6 is a bottom plan view thereof;
FIG. 7 is a front, left perspective view thereof;
FIG. 8 is a top, front, left perspective view thereof;
FIG. 9 is a front, right perspective view thereof, shown in use with a pair of headphones; and
FIG. 10 is a front elevational view thereof, shown in use with a pair of headphones;
FIG. 11 is a front elevational view of a second embodiment of an antenna showing my new design;
FIG. 12 is a rear elevational view thereof;
FIG. 13 is a left side elevational view thereof;
FIG. 14 is a right side elevational view thereof;
FIG. 15 is a top plan view thereof;
FIG. 16 is a bottom plan view thereof;
FIG. 17 is a front, bottom, left perspective view thereof; and
FIG. 18 is a rear, top, left perspective view thereof.
The claimed design is indicated by the relatively dark portions in the figures. The relatively light portions form no part of the claimed design.

1 Claim, 18 Drawing Sheets



(58) **Field of Classification Search**

CPC 19/13; H01Q 19/15; H01Q 19/30; H01Q
21/28; H01Q 21/06; H01Q 21/062; H01Q
21/293; H01Q 23/00; G05D 1/02; G05D
1/0234

See application file for complete search history.

(56) **References Cited**

U.S. PATENT DOCUMENTS

D467,900	S	*	12/2002	Solland	D14/216
D480,713	S	*	10/2003	Wang	D14/235
D480,714	S	*	10/2003	Wang	D14/235
D491,169	S	*	6/2004	Wang	D14/235
D491,170	S	*	6/2004	Wang	D14/235
D494,566	S	*	8/2004	Allen	D14/215
D644,726	S	*	9/2011	Hideharu	D23/370
D645,133	S	*	9/2011	Hideharu	D23/370
D700,168	S	*	2/2014	Bolton	D14/216
D746,425	S	*	12/2015	Dyson	D23/356
D780,490	S	*	3/2017	James	D6/682
D782,445	S	*	3/2017	Ahn	D14/216
D838,695	S	*	1/2019	Yang	D14/230

OTHER PUBLICATIONS

Antop, Digital Indoor TV Antenna, AV-6015, Stylish Series, online,
no post date, URL: <http://www.antop.com/digital-indoor-tv-antenna-stylish-series-1>,
retrieved Jun. 18, 2018.*

* cited by examiner




FIG. 1



FIG. 2




FIG. 3




FIG. 4




FIG. 5



FIG. 6




FIG. 7




FIG. 8




FIG. 9




FIG.10




FIG. 11




FIG. 12




FIG. 13

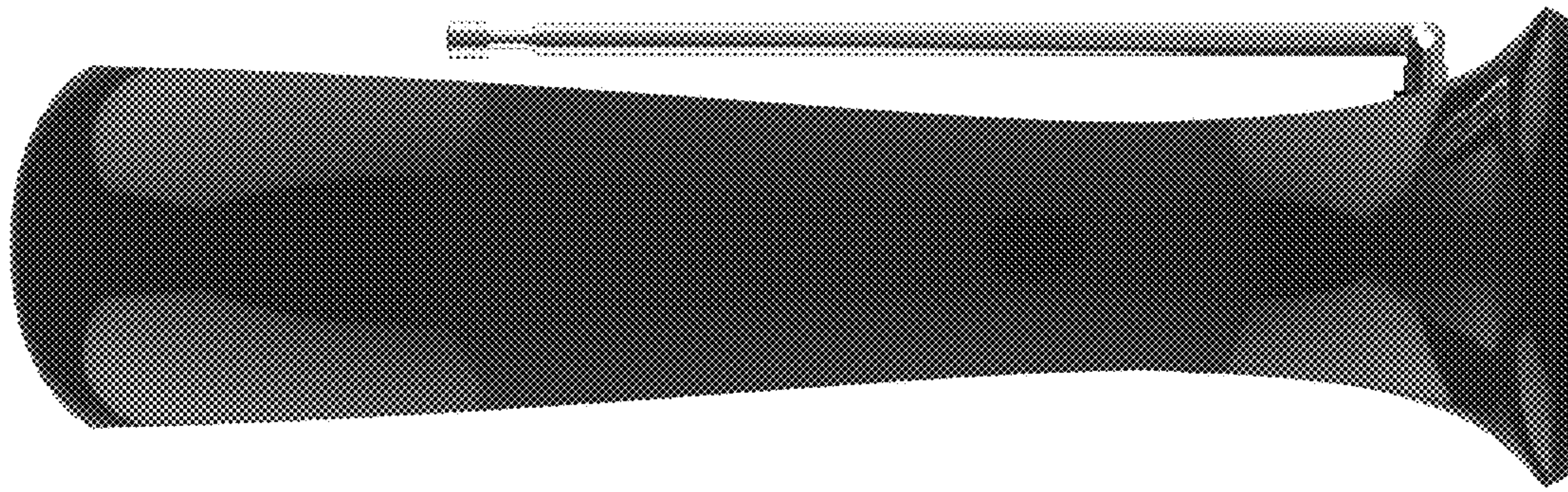


FIG. 14

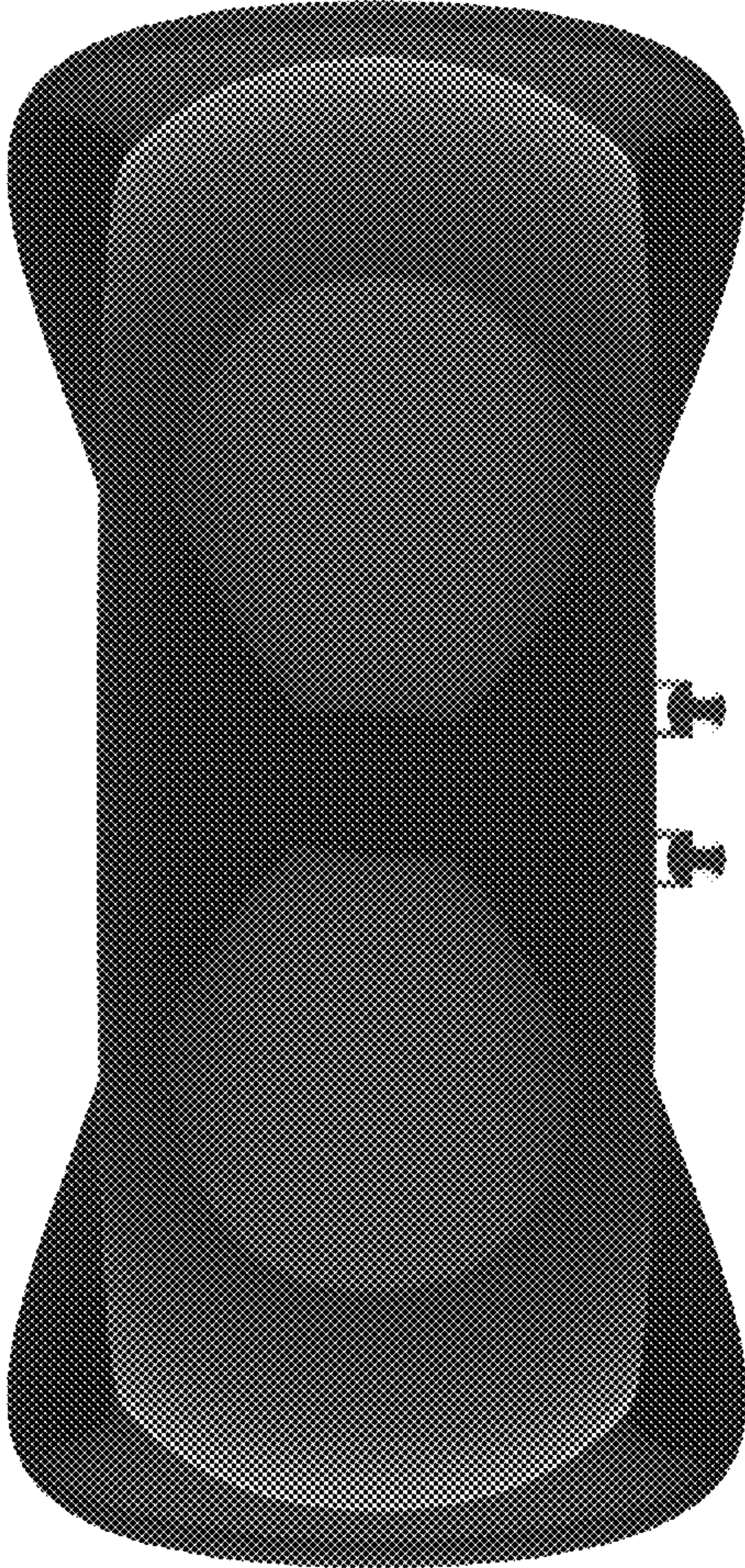


FIG. 15




FIG. 16



FIG. 17




FIG. 18