



US00D881168S

(12) **United States Design Patent**
Chen

(10) **Patent No.: US D881,168 S**

(45) **Date of Patent: ** Apr. 14, 2020**

(54) **STRAIGHT MINI MICROPHONE**

(71) Applicant: **Ching-Wen Chen**, Taipei (TW)

(72) Inventor: **Ching-Wen Chen**, Taipei (TW)

(**) Term: **15 Years**

(21) Appl. No.: **29/669,548**

(22) Filed: **Nov. 9, 2018**

(51) **LOC (12) Cl. 14-01**

(52) **U.S. Cl.**
USPC **D14/228**

(58) **Field of Classification Search**
USPC D14/228, 225, 226; D13/133, 155;
181/150, 153, 154, 158, 242, 199;
381/356, 174, 186, 313, 190, 122,
381/168-170, 357, 155, 154; D21/513;
455/90.3, 575.1, 569.1
CPC . H04R 25/00; H04R 1/02; H04R 9/08; H04R
3/00; H04R 1/04; H04R 1/08; H04R
1/32; H04R 1/34; H04R 7/00; H04R
19/04

See application file for complete search history.

(56) **References Cited**

U.S. PATENT DOCUMENTS

2,520,714 A * 8/1950 Duncan H04R 9/08
381/357

D173,347 S * 11/1954 McVay D3/294

D173,915 S * 1/1955 Schell D14/228

2,910,539 A * 10/1959 Hartsfield H04R 19/04
381/174

D200,051 S * 1/1965 Wassman D14/228

3,718,862 A * 2/1973 Norris H04B 5/06
455/95

4,447,678 A * 5/1984 Fidi H04R 23/02
181/153

D278,625 S * 4/1985 Mathiasen D14/228

D296,100 S * 6/1988 Kubota D14/228

D296,435 S * 6/1988 Kubota D14/228

D300,821 S * 4/1989 Kubota D14/228

5,319,164 A * 6/1994 Shen H04R 1/025
181/150

D366,045 S * 1/1996 Hirschhorn D14/209

D385,885 S * 11/1997 Liao D14/227

5,878,147 A * 3/1999 Killion H04R 1/406
381/313

D431,817 S * 10/2000 Yuyama D14/227

D442,932 S * 5/2001 Koike D14/155

D479,227 S * 9/2003 Marshall D14/228

D479,837 S * 9/2003 Sundquist D14/228

6,671,382 B2 * 12/2003 Chen H01R 35/02
381/189

6,721,432 B1 * 4/2004 Yamamoto H04R 1/02
381/355

D504,678 S * 5/2005 Ruhrig D14/228

7,050,597 B2 * 5/2006 Akino H04R 1/38
381/174

(Continued)

FOREIGN PATENT DOCUMENTS

EM 006990115-0003 * 10/2019

Primary Examiner — Paula Allen Greene

(57) **CLAIM**

The ornamental design for a straight mini microphone, as shown and described.

DESCRIPTION

FIG. 1 is a top perspective view of a straight mini microphone showing my new design, the cord is drawn broken away for ease of illustration;

FIG. 2 is a front view thereof;

FIG. 3 is a rear view thereof;

FIG. 4 is a left elevational side view thereof;


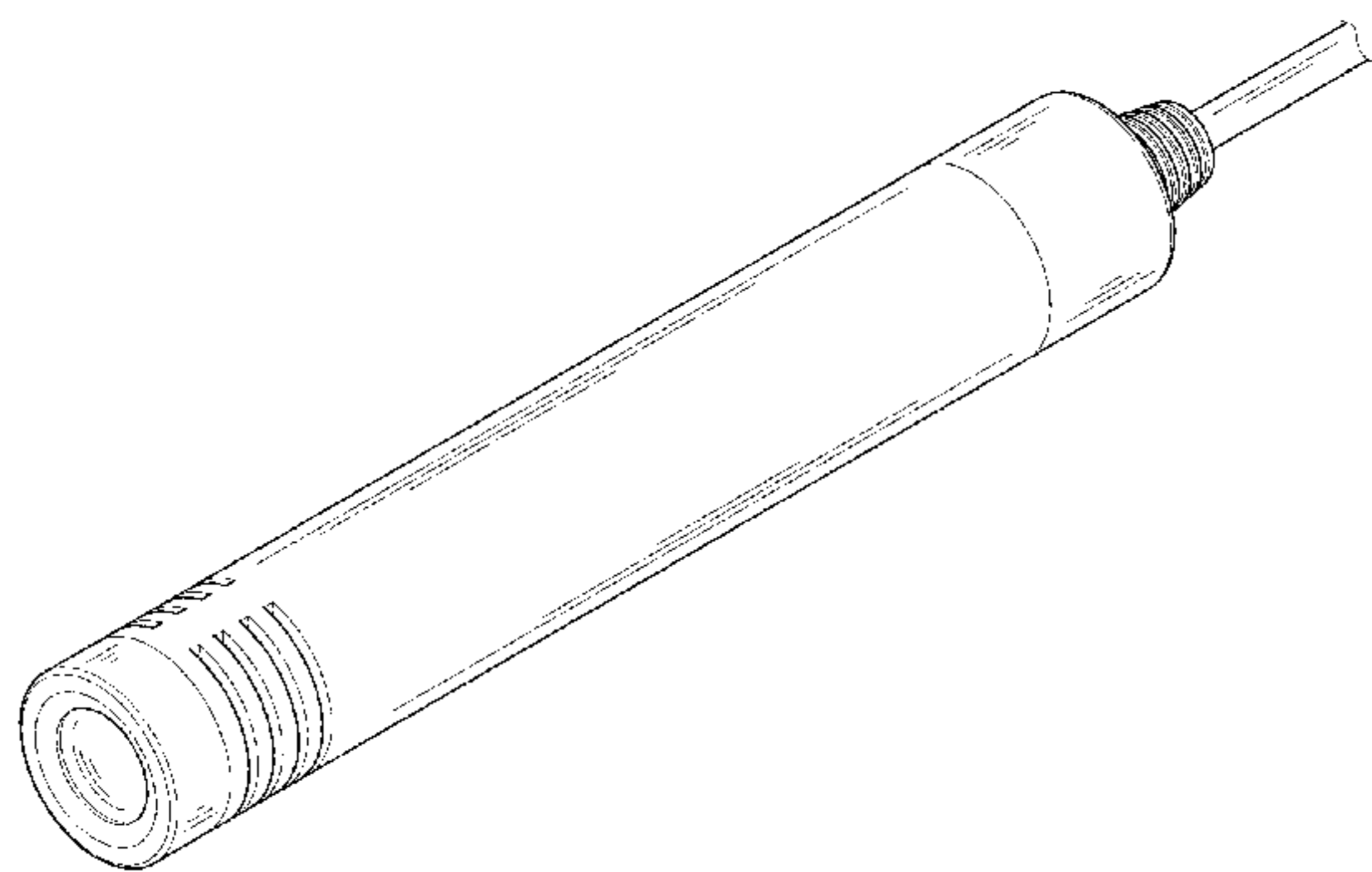
FIG. 5 is a right elevational side view thereof;

FIG. 6 is a top elevational view thereof;

FIG. 7 is a bottom elevational view thereof; and,

FIG. 8 is a reference for using status view thereof.

1 Claim, 5 Drawing Sheets



(56)

References Cited

U.S. PATENT DOCUMENTS

7,106,869 B2 * 9/2006 Kanda H04R 19/04
381/174
D532,410 S * 11/2006 Shimizu D14/226
7,286,860 B2 * 10/2007 Harris H04M 1/0214
381/370
D573,588 S * 7/2008 Warren D14/225
D586,333 S * 2/2009 Tkachuk D14/223
D596,167 S * 7/2009 Fleischer D14/228
D599,786 S * 9/2009 Metlen D14/225
D620,482 S * 7/2010 Chen D14/225
D678,253 S * 3/2013 Lee D14/225
8,600,093 B2 * 12/2013 Yoshino H04R 1/083
381/174
8,737,661 B2 * 5/2014 Akino H04R 1/406
381/174
D708,170 S * 7/2014 Duek D14/225
8,848,962 B2 * 9/2014 Akino H04R 19/04
381/356
D722,166 S * 2/2015 Buehl D14/228
D748,619 S * 2/2016 Hsu D14/316
D781,268 S * 3/2017 Magi D14/223
D835,080 S * 12/2018 Chen D14/226
D850,423 S * 6/2019 Chen D14/227
2013/0034256 A1 * 2/2013 Akino H04R 9/08
381/356
2016/0234597 A1 * 8/2016 Akino H04R 3/007

* cited by examiner

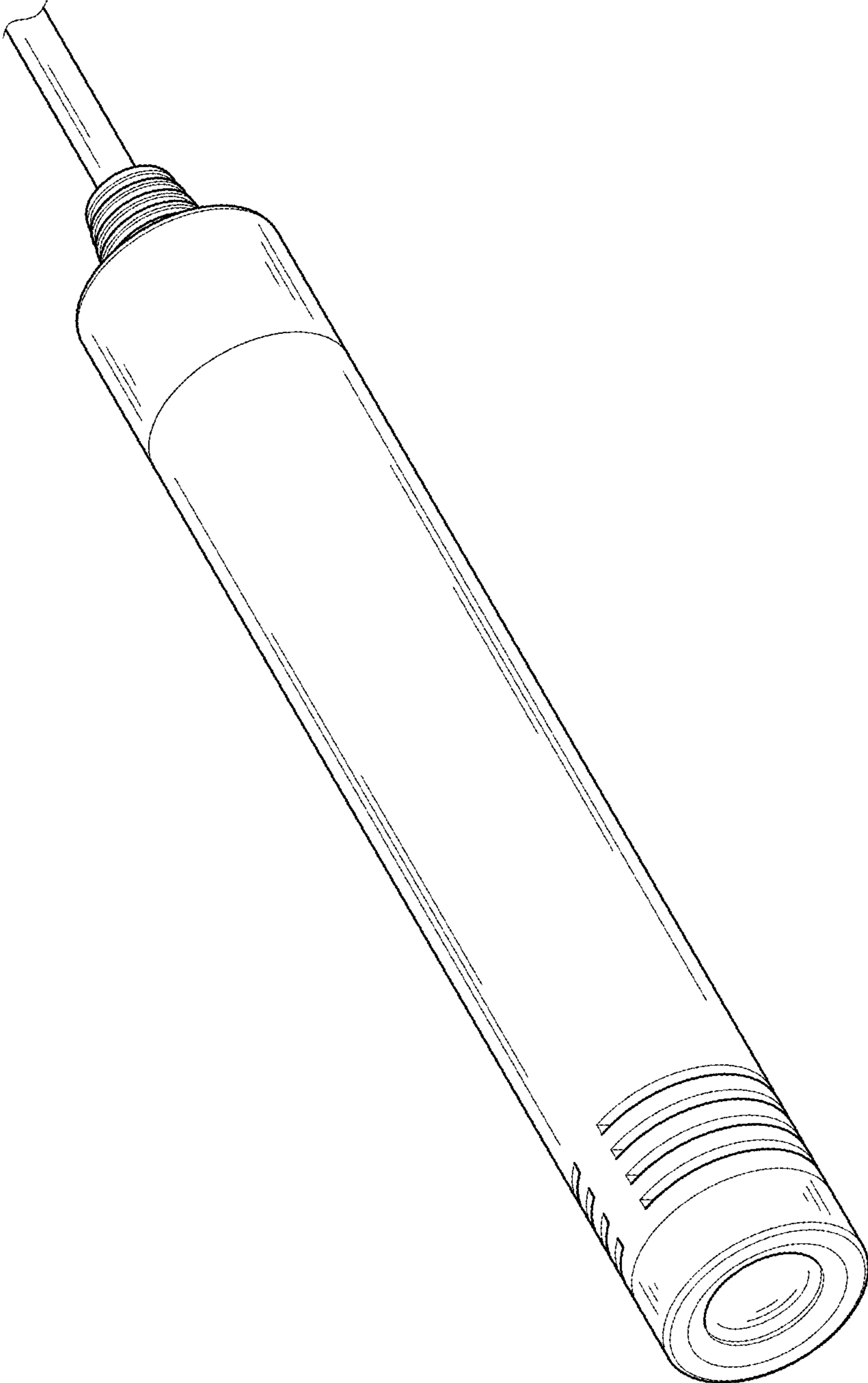


Fig. 1




Fig. 2




Fig. 3

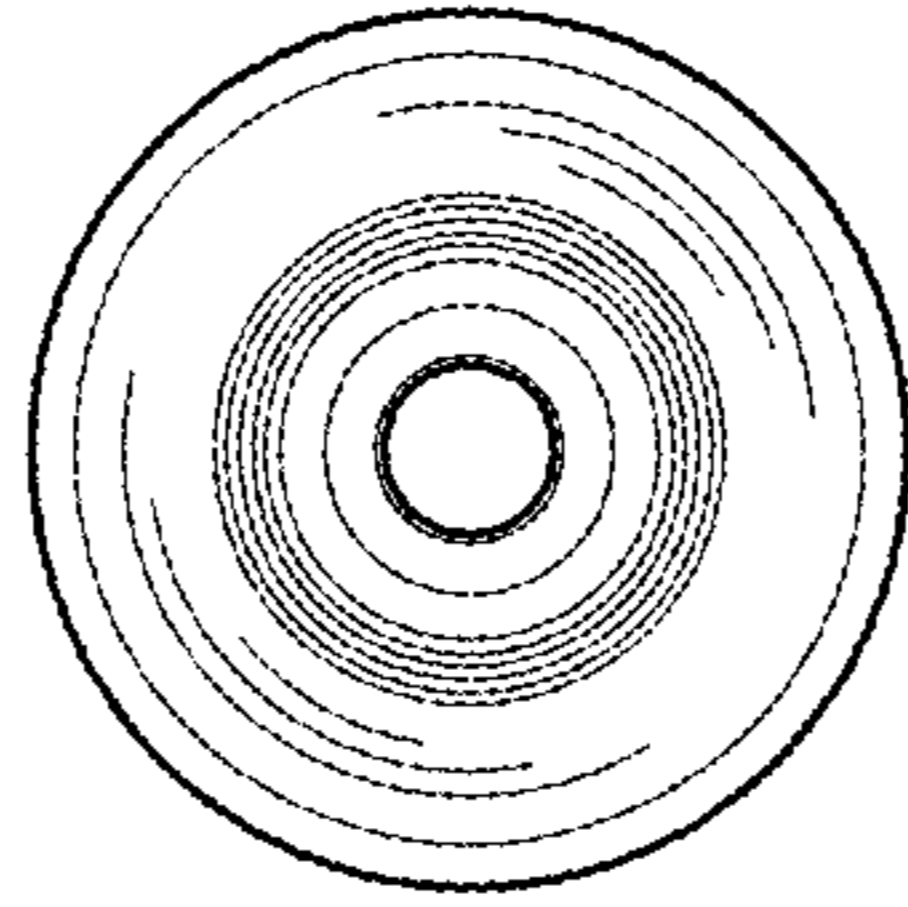


Fig. 5

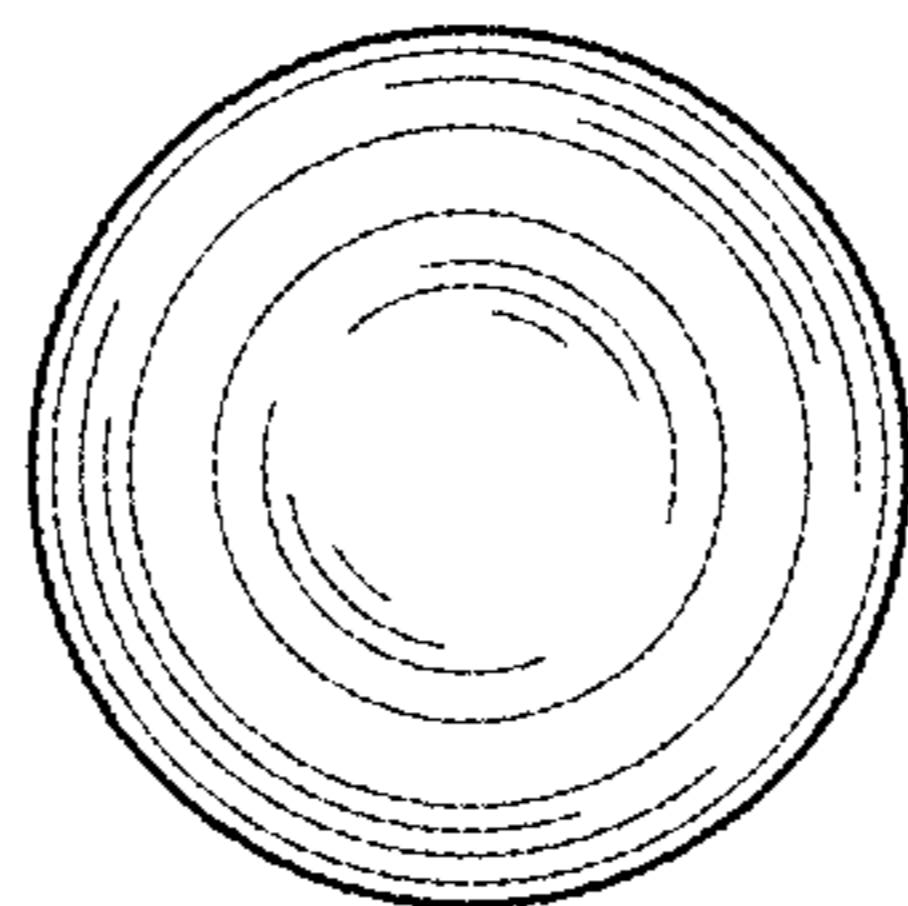


Fig. 4




Fig. 6

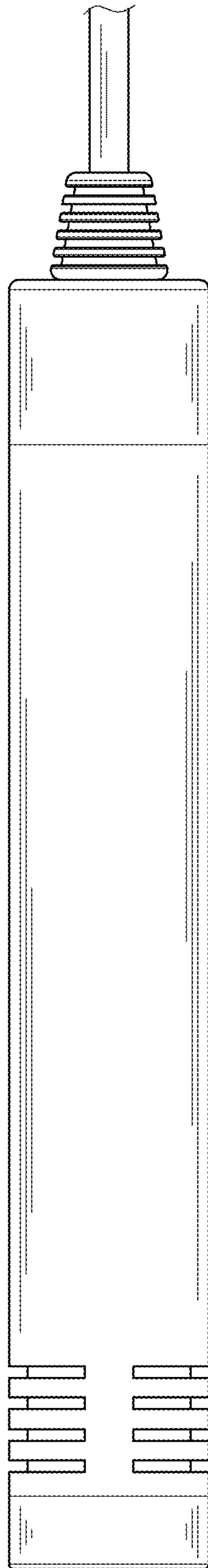


Fig. 7

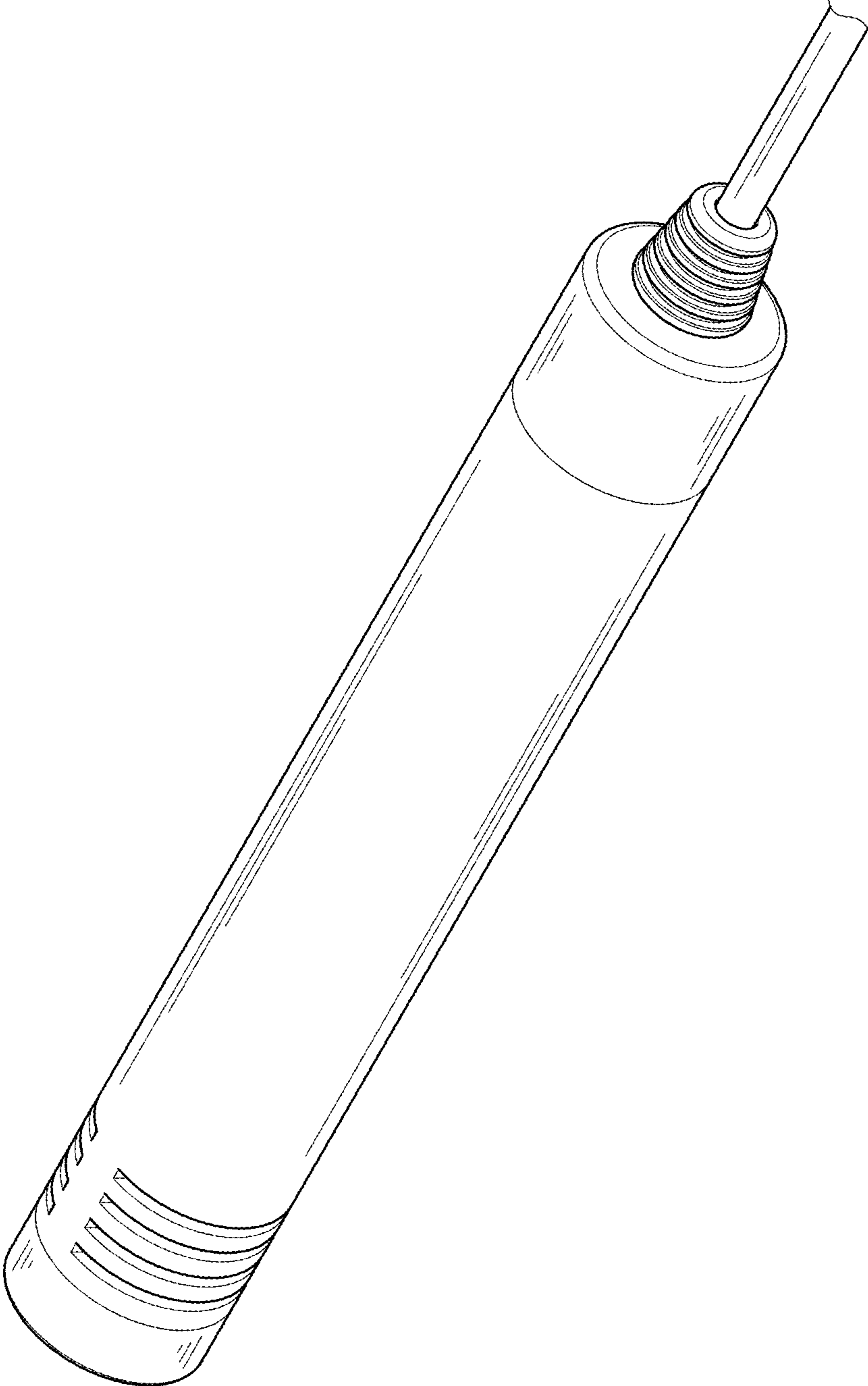


Fig. 8