



US00D881165S

(12) **United States Design Patent**
Lee

(10) **Patent No.:** **US D881,165 S**
(45) **Date of Patent:** **** Apr. 14, 2020**

(54) **EARPHONE PROTECTIVE COVER**

(71) Applicant: **elago CO. LTD**, Goyang-si,
Gyeonggi-do (KR)

(72) Inventor: **Chanwoo Lee**, Goyang-si (KR)

(73) Assignee: **elago CO. LTD**, Goyang-si,
Gyeonggi-Do (KR)

(**) Term: **15 Years**

(21) Appl. No.: **29/717,613**

(22) Filed: **Dec. 18, 2019**

(51) **LOC (12) Cl.** **14-01**

(52) **U.S. Cl.**
USPC **D14/223**; D14/205

(58) **Field of Classification Search**
USPC D14/223, 205, 217, 192, 250; D29/112;
2/209; D24/106, 174; 128/864, 865,
128/866, 868; 181/129, 130, 135;
379/430, 431, 420.02, 420.03; 381/380,
381/381, 373, 328, 323, 321, 326, 322,
381/361, 371, 355; 455/90.3, 575.1,
455/569.1

CPC H04R 1/10; H04R 25/00; H04R 25/02;
H04R 1/1016; H04R 1/1066; H04R
5/033; H04R 5/0335; H04R 1/05; H04R
1/1058; H04R 1/1041; H04R 1/12; H04R
1/1008; A61F 11/08; A61F 11/14

See application file for complete search history.

(56) **References Cited**

U.S. PATENT DOCUMENTS

- 2,524,546 A * 10/1950 Sinclair A63H 33/26
473/570
- 2,714,269 A * 8/1955 Charles A44C 11/002
59/80
- D251,478 S * 4/1979 Boden D8/383
- 4,311,149 A * 1/1982 Panicci A44C 5/2042
606/235

- 4,905,276 A * 2/1990 Catey H04M 1/19
379/441
 - D355,702 S * 2/1995 Johnson D23/209
 - 5,800,244 A * 9/1998 Barton, Jr. A63F 7/40
446/431
 - 6,292,572 B1 * 9/2001 Yoest H04R 25/456
181/130
 - D456,901 S * 5/2002 Dudziak D24/174
 - 6,738,487 B1 * 5/2004 Nageno H04R 1/1016
381/322
 - D505,132 S * 5/2005 Linville D14/223
- (Continued)

FOREIGN PATENT DOCUMENTS

- CN 3451082 6/2005
 - CN 303207438 5/2015
- (Continued)

Primary Examiner — Paula Allen Greene

(74) *Attorney, Agent, or Firm* — Paratus Law Group,
PLLC

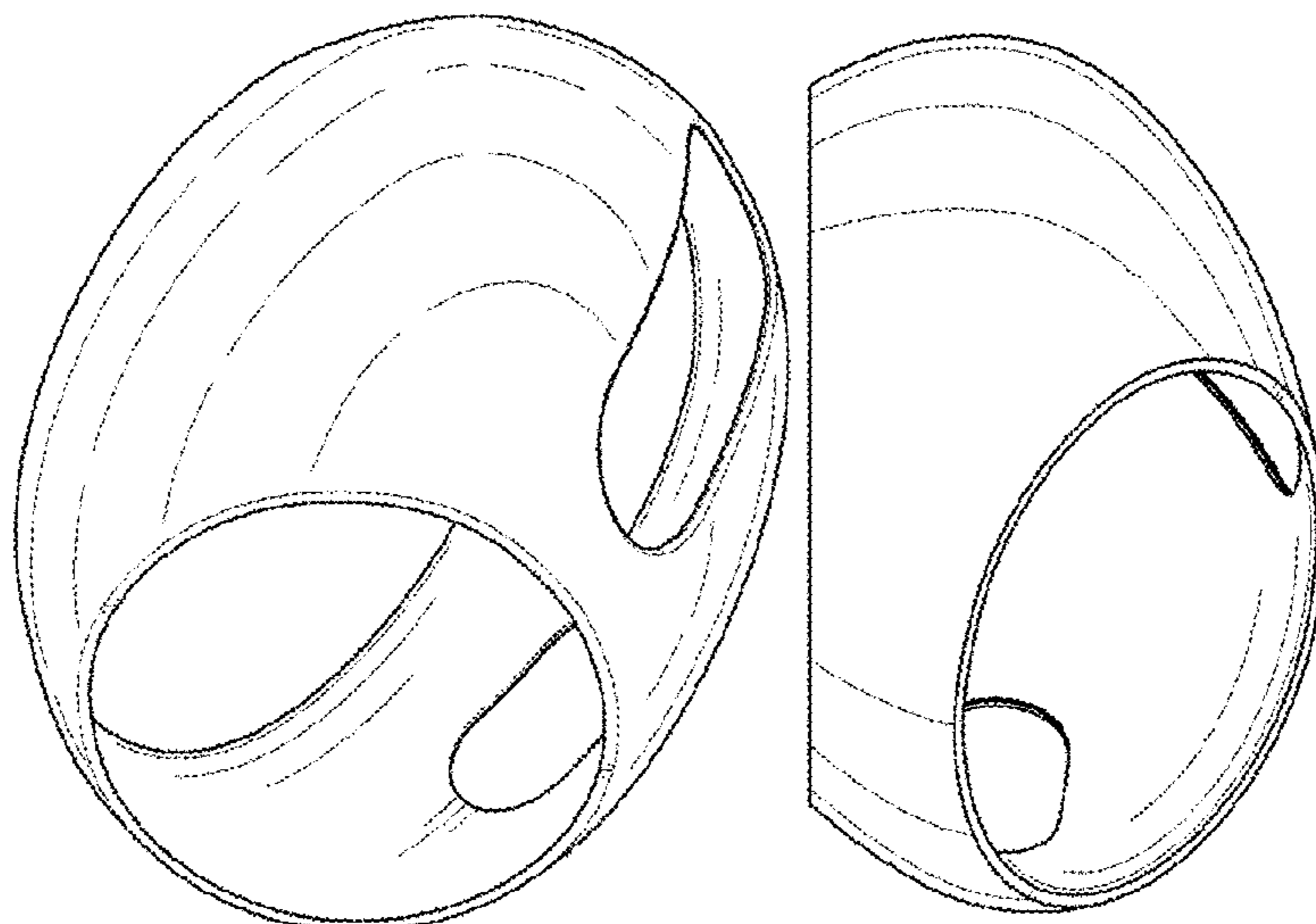
(57) **CLAIM**

The ornamental design for an earphone protective cover, as shown and described.

DESCRIPTION

FIG. 1 is a front, top, and left perspective view of an earphone protective cover, showing the claimed design;
 FIG. 2 is a front view thereof;
 FIG. 3 is a back view thereof;
 FIG. 4 is a left side view thereof;
 FIG. 5 is a right side view thereof;
 FIG. 6 is a top view thereof;
 FIG. 7 is a bottom view thereof; and,
 FIG. 8 is a front, top, and left perspective view thereof in which an earphone is fitted in use.
 The broken lines shown in FIG. 8 depict environment and form no part of the claimed design.

1 Claim, 5 Drawing Sheets



(56)

References Cited

U.S. PATENT DOCUMENTS

D505,134 S * 5/2005 Serbinski D14/451
 D589,151 S * 3/2009 Sabio D24/174
 D589,933 S 4/2009 Zeiss et al.
 D601,134 S * 9/2009 Elabidi D14/223
 7,602,933 B2 * 10/2009 Cartwright A61F 11/008
 128/867
 D618,210 S * 6/2010 Andre D14/205
 D618,218 S * 6/2010 Burgett D14/223
 D618,219 S * 6/2010 Burgett D14/223
 D619,997 S 7/2010 Nevatia et al.
 D622,265 S * 8/2010 Rye D14/223
 D640,670 S * 6/2011 Rye D14/223
 D645,458 S * 9/2011 Silvestri H04R 1/1016
 D14/223
 D652,823 S * 1/2012 Chen D14/223
 D655,693 S * 3/2012 Silvestri D14/223
 D664,124 S * 7/2012 Smith D14/223
 D669,453 S * 10/2012 Katsuraku D14/223
 D675,194 S * 1/2013 Andre D14/205
 D686,197 S 7/2013 Kurtz et al.
 8,515,116 B2 * 8/2013 Lee H04R 1/1041
 381/338
 D707,206 S * 6/2014 Akana H04R 1/10
 D14/223
 8,800,712 B2 * 8/2014 Campbell H04R 25/656
 181/135
 D728,532 S 5/2015 Kurtz et al.
 D732,008 S * 6/2015 Akana H04R 1/10
 D14/223
 D733,101 S * 6/2015 Pi D14/223

D733,689 S * 7/2015 Narita D14/223
 D744,456 S * 12/2015 Pedersen D14/223
 9,307,313 B2 4/2016 Kurtz et al.
 D755,158 S * 5/2016 Lee D14/205
 D770,413 S * 11/2016 Son D14/205
 D770,425 S * 11/2016 Son D14/205
 D779,461 S * 2/2017 Smith D14/223
 D780,157 S * 2/2017 Uggla D14/205
 9,736,564 B2 * 8/2017 Kurtz H04R 1/1091
 9,743,168 B2 * 8/2017 Kurtz H04R 1/345
 D820,808 S * 6/2018 Petersen D14/205
 D828,824 S 9/2018 Slimak
 D835,077 S * 12/2018 Aoyagi D14/223
 D843,352 S * 3/2019 Lee D14/223
 D846,526 S * 4/2019 Spencer D14/205
 D860,172 S * 9/2019 Yun D14/223
 D870,079 S * 12/2019 Yun D14/223
 2007/0036383 A1 2/2007 Romero
 2015/0382099 A1 * 12/2015 Chu H04R 1/2811
 381/370
 2018/0124489 A1 5/2018 Aljuwayed et al.
 2018/0310089 A1 * 10/2018 Yun H04R 1/105
 2018/0338194 A1 * 11/2018 Yu H04R 1/345

FOREIGN PATENT DOCUMENTS

CN 305291351 * 8/2019
 CN 305452967 * 11/2019
 EP 3 367 696 A1 8/2018
 JP D1437170 * 3/2012

* cited by examiner

FIG. 1

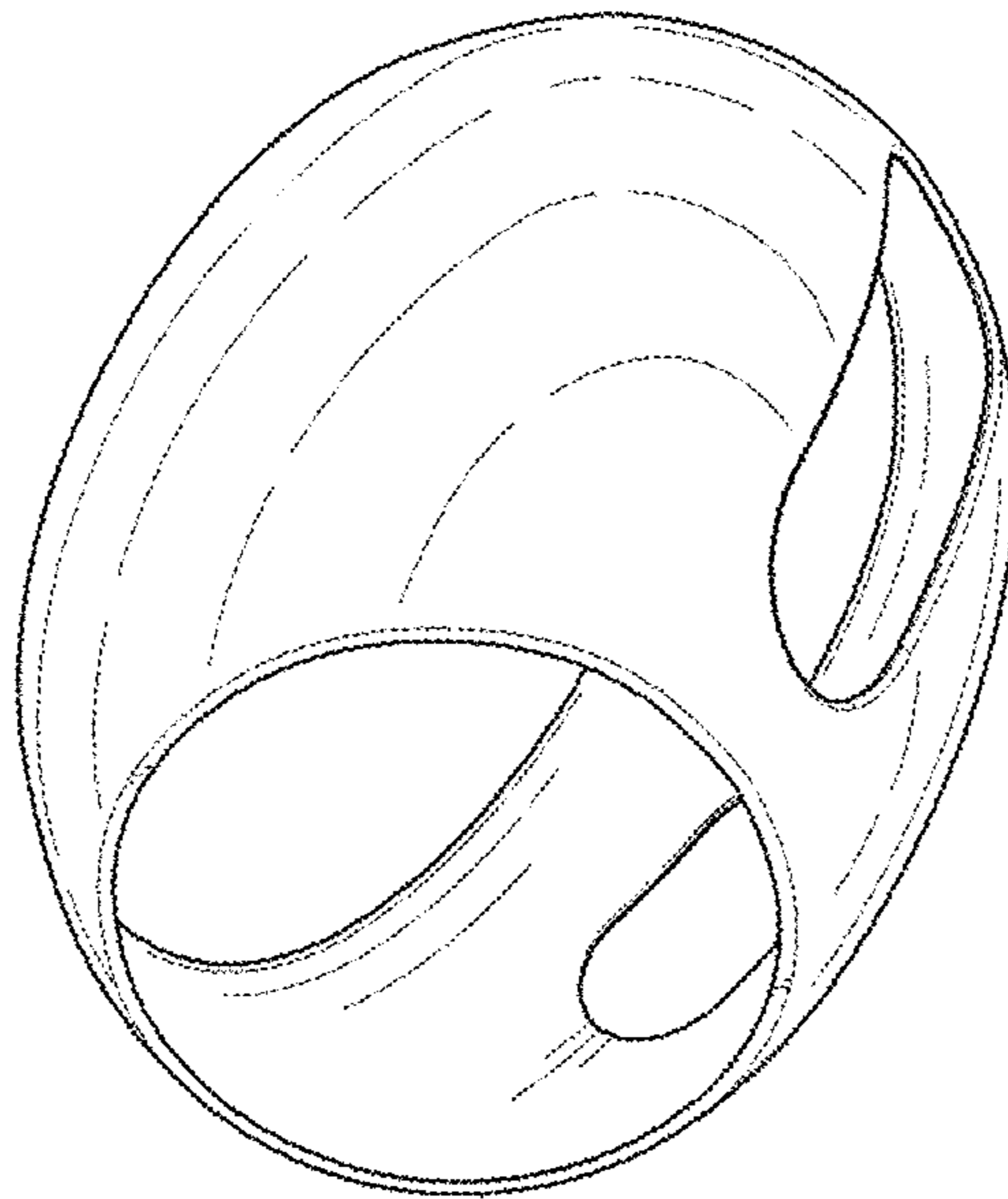


FIG. 2

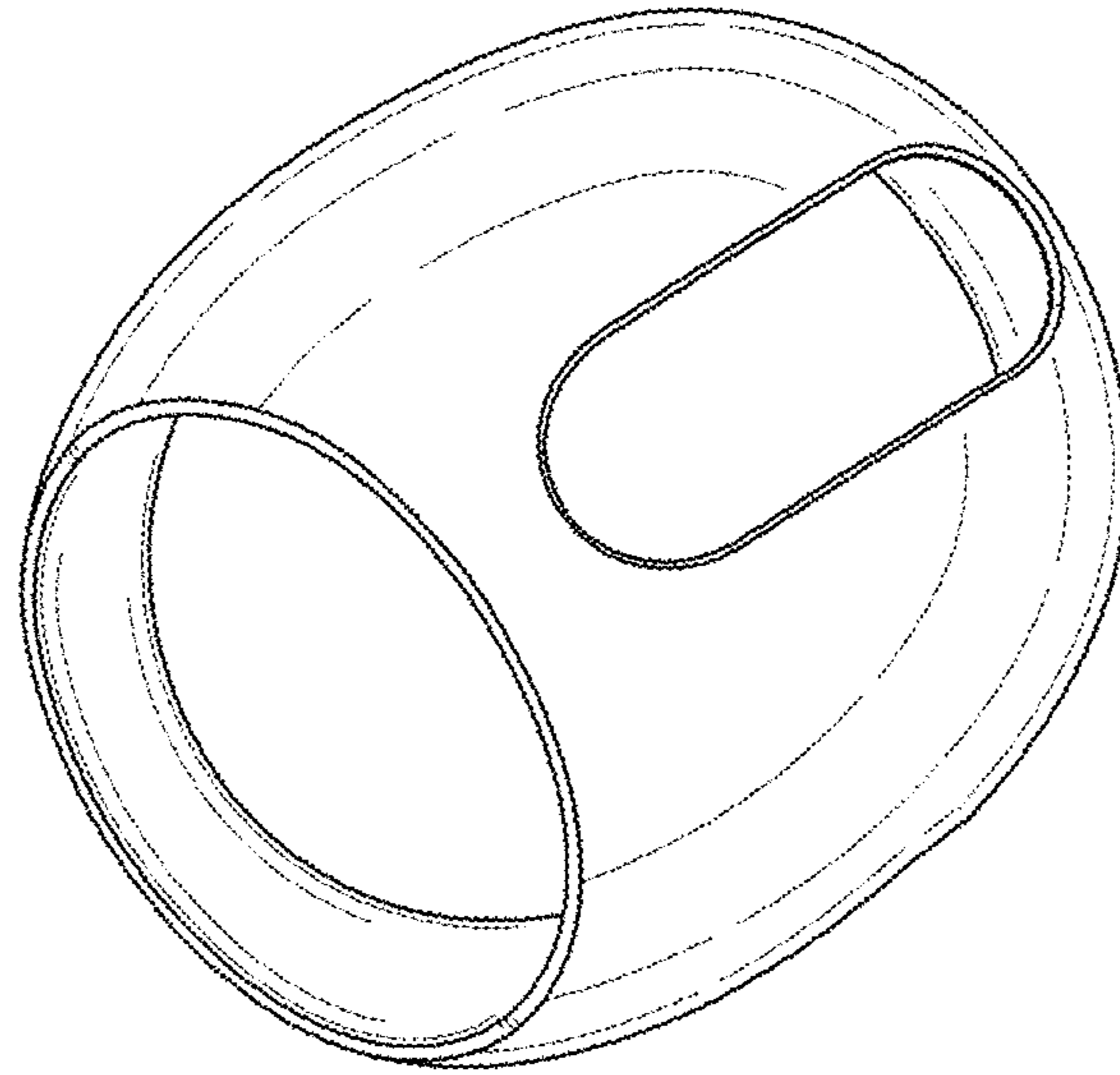


FIG. 3

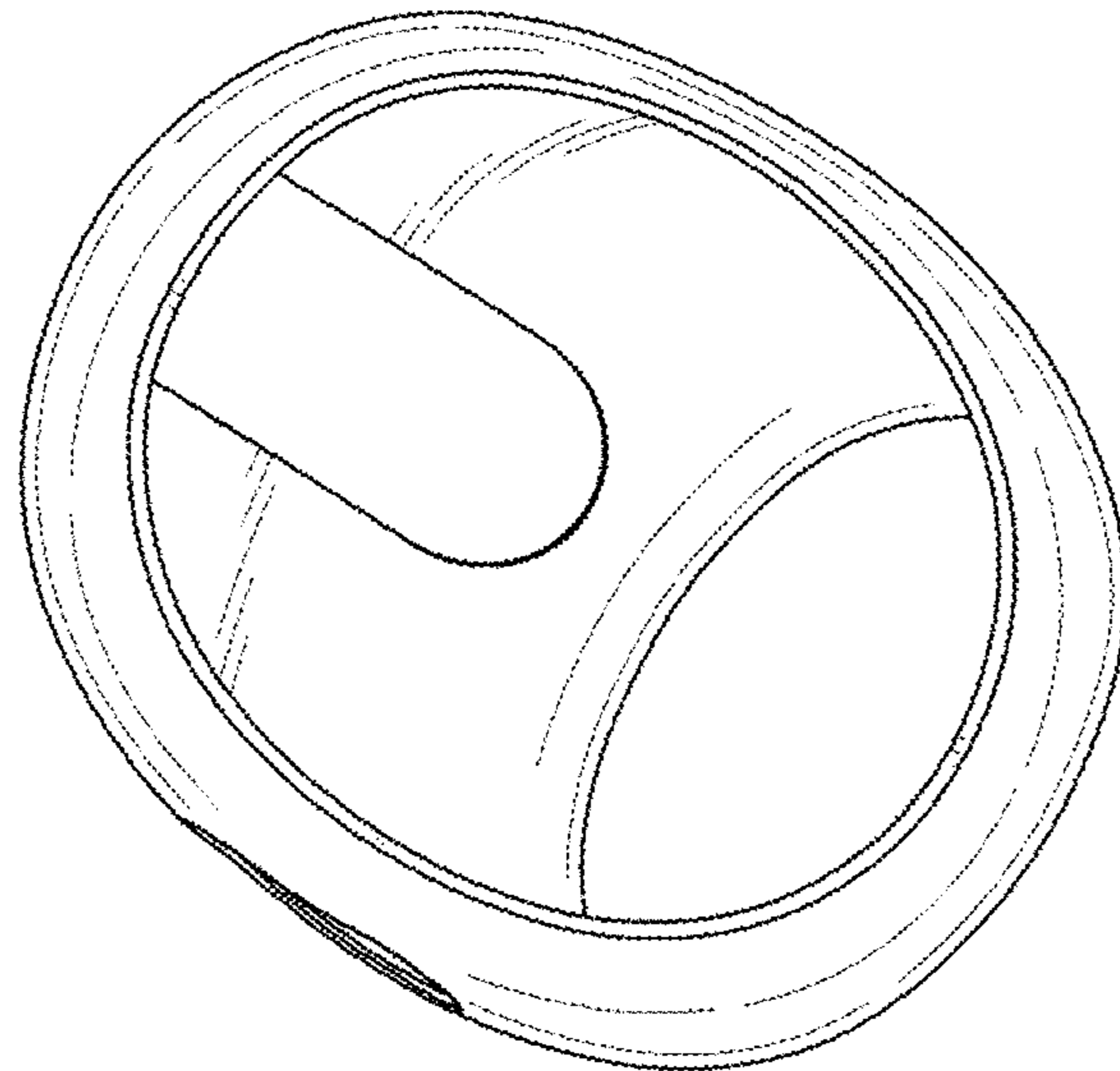


FIG. 4

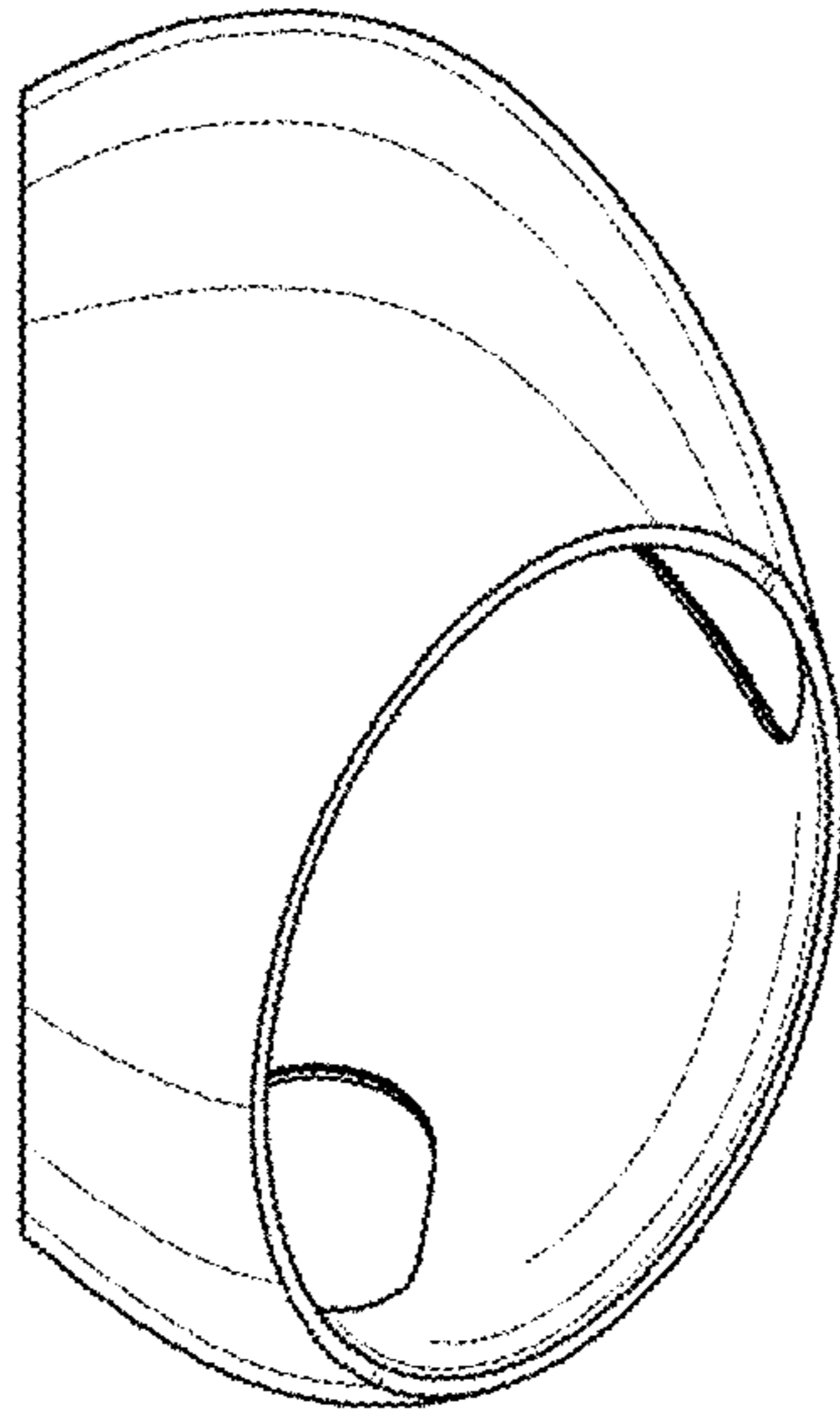


FIG. 5




FIG. 6

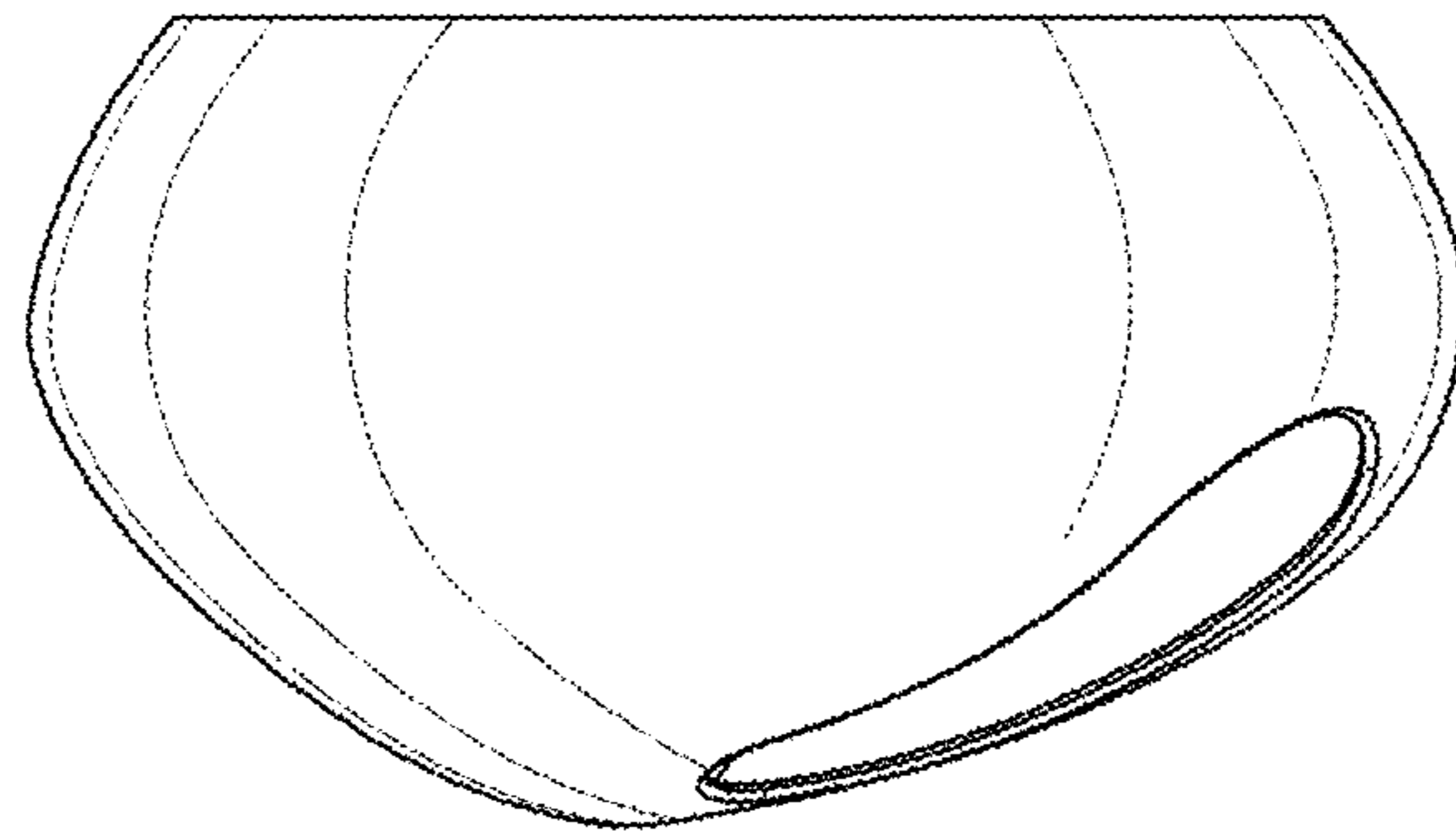


FIG. 7

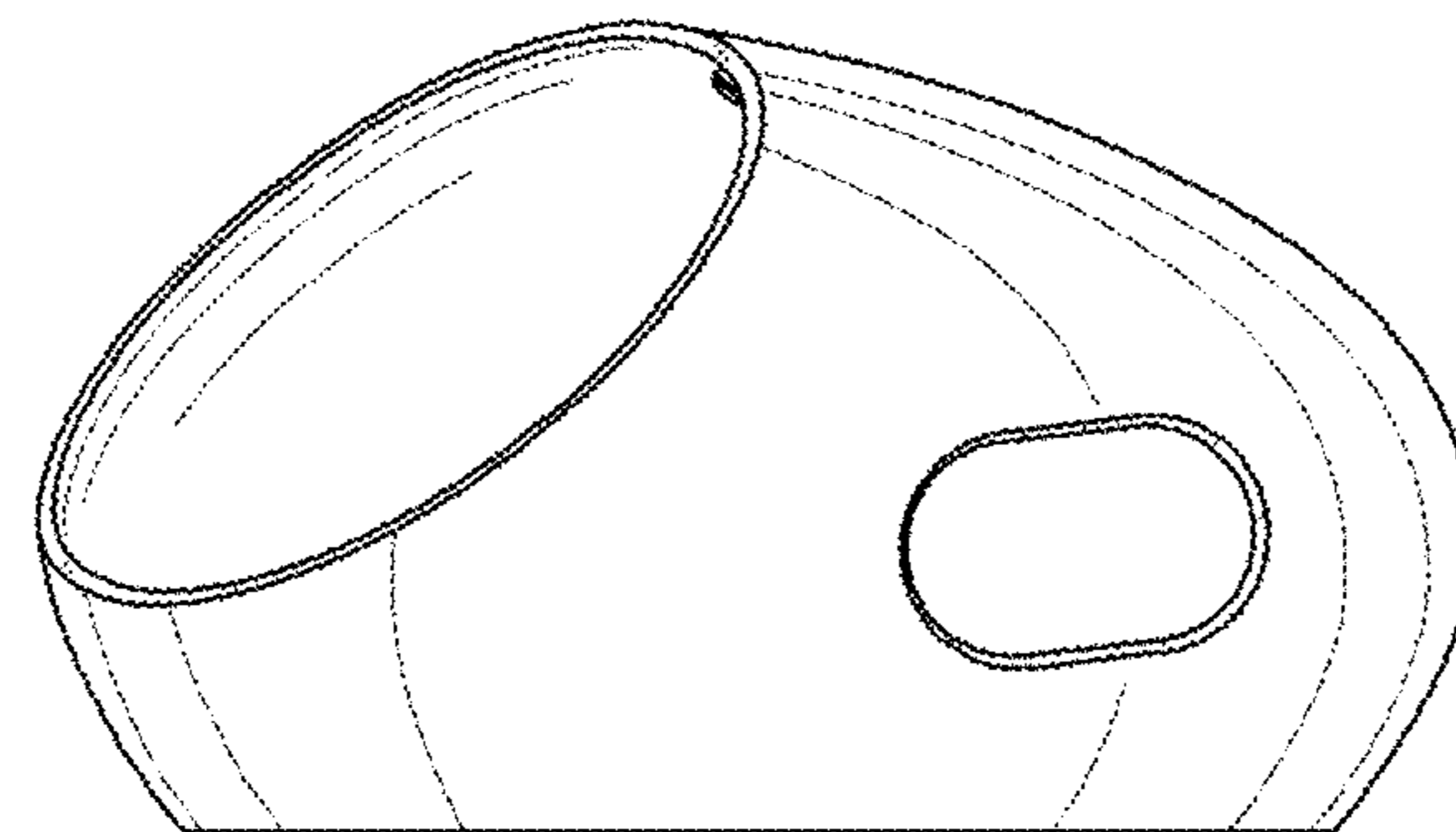


FIG. 8

