



US00D881137S

(12) **United States Design Patent** (10) **Patent No.:** **US D881,137 S**
Knight et al. (45) **Date of Patent:** **** Apr. 14, 2020**

(54) **USB WALL PLATE**

(56) **References Cited**

(71) Applicant: **SNAPRAYS, LLC**, Vineyard, UT (US)

U.S. PATENT DOCUMENTS

(72) Inventors: **Darren C. Knight**, Pleasant Grove, UT (US); **Jeremy C. Smith**, Orem, UT (US)

D220,568 S 4/1971 Young
D271,374 S 11/1983 Butts
D283,979 S 5/1986 Arnett
4,611,264 A 9/1986 Bradley
5,195,901 A 3/1993 Correnti
D346,361 S 4/1994 Richey
D399,829 S 10/1998 Reed
D411,734 S 6/1999 Hsiang

(73) Assignee: **SnapRays LLC**, Vineyard, UT (US)

(Continued)

(**) Term: **15 Years**

(21) Appl. No.: **29/676,102**

OTHER PUBLICATIONS

(22) Filed: **Jan. 8, 2019**

Knight; Shawn, This Brilliant Outlet Cover Plate . . . , Mar. 2015, TechSpot, Inc. <https://www.techspot.com/news/60217-brilliant-outlet-cover-plate-adds-usb-port-wall.html> (Year: 2015).*

(Continued)

Related U.S. Application Data

(63) Continuation of application No. 15/708,082, filed on Sep. 18, 2017, which is a continuation-in-part of application No. 29/522,404, filed on Mar. 30, 2015, now Pat. No. Des. 781,241, which is a continuation-in-part of application No. 14/549,143, filed on Nov. 20, 2014, now Pat. No. 9,362,728, said application No. 15/708,082 is a continuation-in-part of application No. 29/522,406, filed on Mar. 30, 2015, now Pat. No. Des. 810,697, which is a continuation-in-part of application No. 14/549,143, filed on Nov. 20, 2014, now Pat. No. 9,362,728.

Primary Examiner — Derrick E Holland

Assistant Examiner — Jennifer O King

(51) **LOC (12) Cl.** **13-03**

(57)

CLAIM

The ornamental design for a USB wall plate, as shown and described.

(52) **U.S. Cl.**

USPC **D13/156**

DESCRIPTION

(58) **Field of Classification Search**

USPC D13/156, 139, 137.3, 169, 110, 137.2, D13/152, 154, 177; D8/353; D26/51

CPC H01R 13/447; H01R 13/665; H01R 13/73; H01R 31/06; H01R 31/065

U.S. patent application Ser. No. 16/166,965 is hereby incorporated by reference.

FIG. 1 is a perspective view of a USB wall plate in accordance with our new design;

FIG. 2 is a top view thereof;

FIG. 3 is a left side view thereof;

FIG. 4 is a front view thereof;

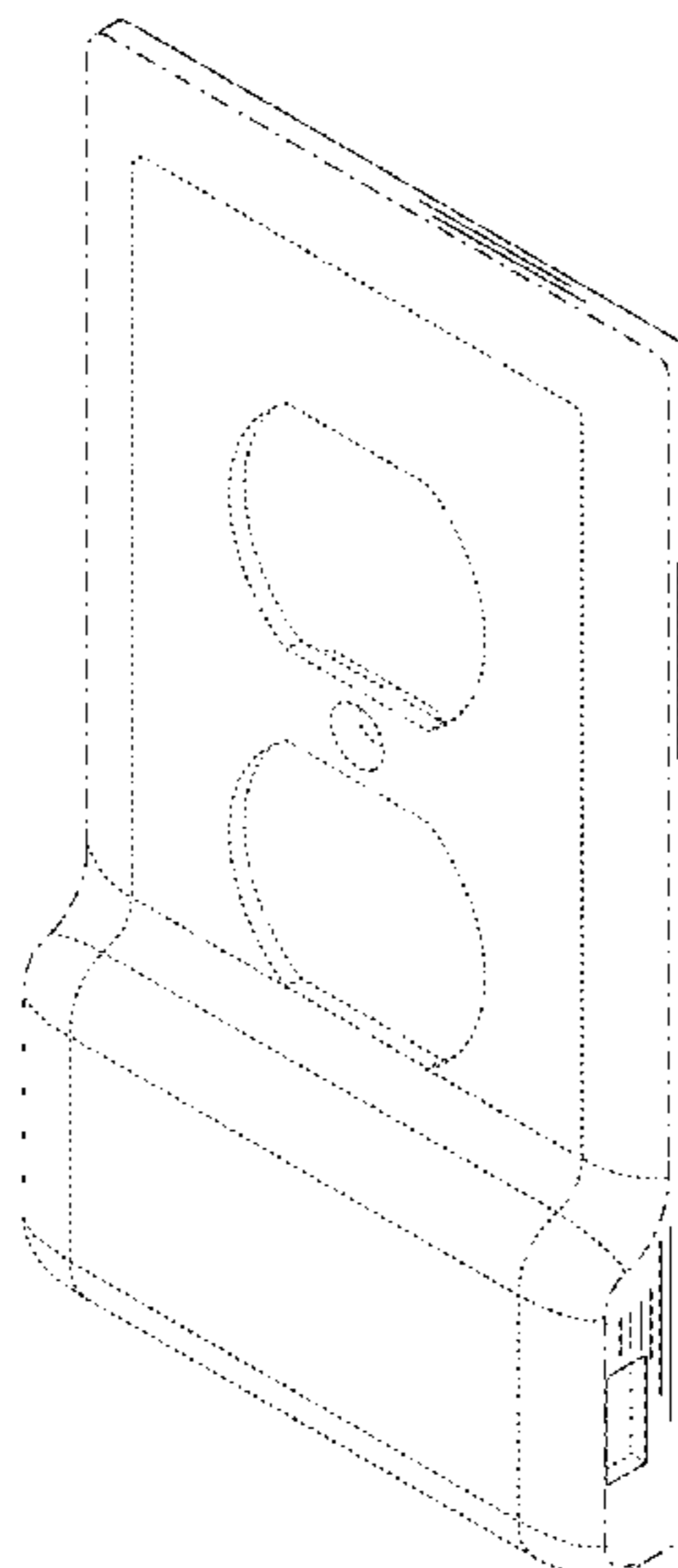
FIG. 5 is a right side view thereof; and,

FIG. 6 is a bottom view thereof.

The broken lines represent portions of the USB wall plate that form no part of the claimed design. The dot-dash broken lines define the boundaries of the claimed design and form no part thereof. The back of the USB wall plate is not visible during use and forms no part of the claimed design.

See application file for complete search history.

1 Claim, 2 Drawing Sheets



(56)

References Cited

U.S. PATENT DOCUMENTS

D412,886 S 8/1999 Doran
D443,500 S 6/2001 Luu
D449,584 S 10/2001 Dinh
D456,239 S 4/2002 Luu
D460,342 S 7/2002 Luu
D463,367 S 9/2002 Luu
D464,865 S 10/2002 Luu
6,977,341 B1 12/2005 Gustaveson, II
7,247,793 B2 7/2007 Hinkson et al.
D695,693 S 12/2013 Lee
D703,139 S 4/2014 Dohal et al.
D715,734 S 10/2014 Levy
8,864,517 B2 10/2014 Cohen
D731,430 S 6/2015 Segnit
D732,474 S 6/2015 Wallach
9,083,180 B2 7/2015 Dodal et al.
D781,241 S 3/2017 Knight
D783,542 S 4/2017 Marsden
D810,697 S 2/2018 Smith
9,970,641 B2 * 5/2018 Mousavi F21V 23/06
D826,860 S * 8/2018 Iaconis D13/139.1
D832,223 S * 10/2018 Knight D13/156
D838,671 S * 1/2019 Mucaro D13/139.8

OTHER PUBLICATIONS

Amazon.com, Bestten Side Wall Tap Outlet, Oct. 2015. (Year: 2015).*

* cited by examiner

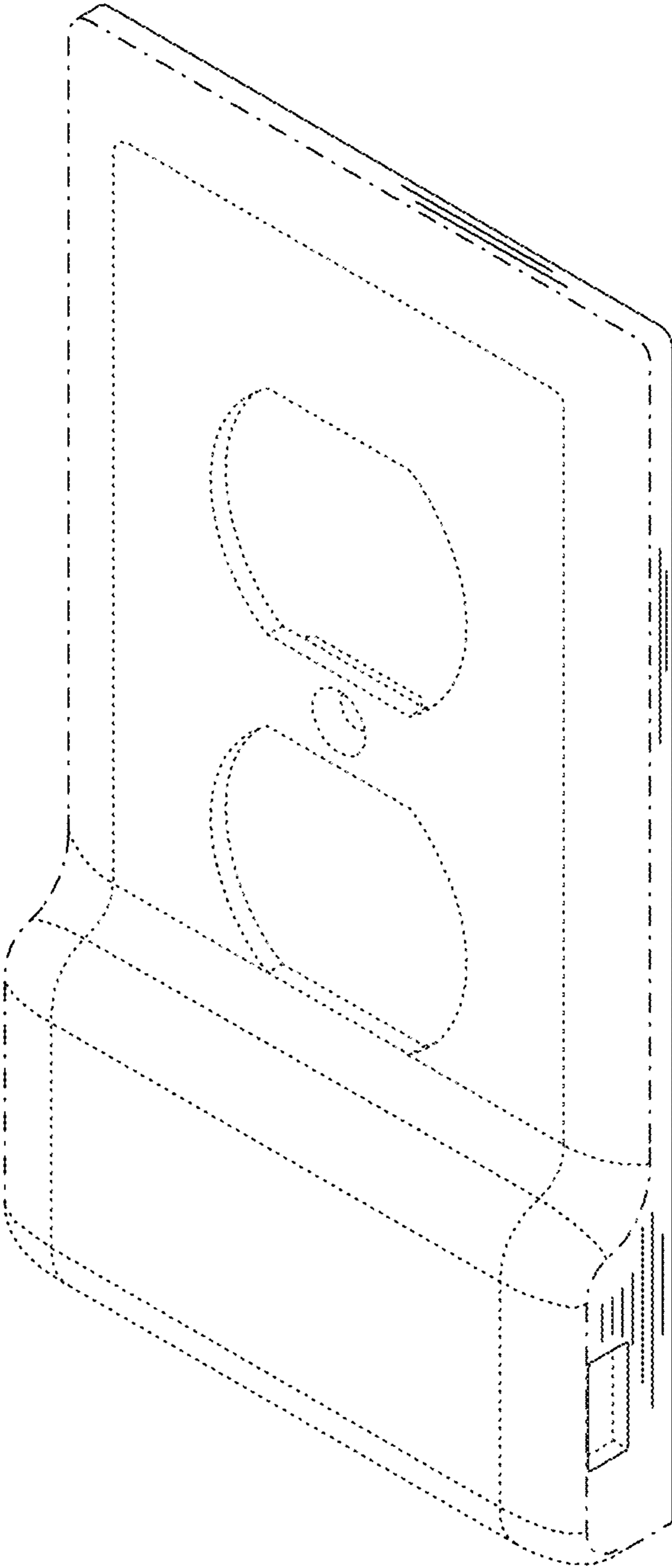


FIG. 1




FIG. 2




FIG. 3

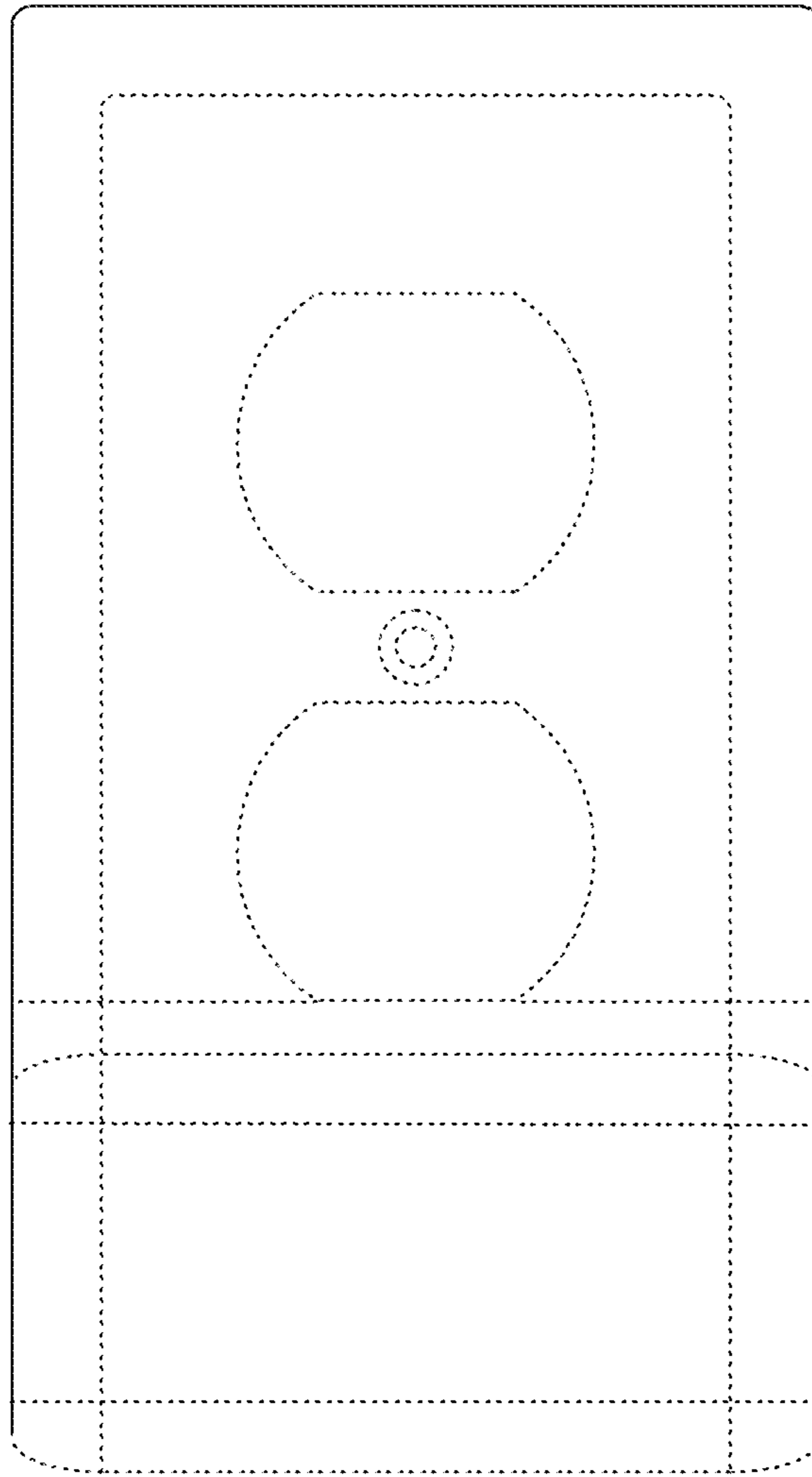


FIG. 4

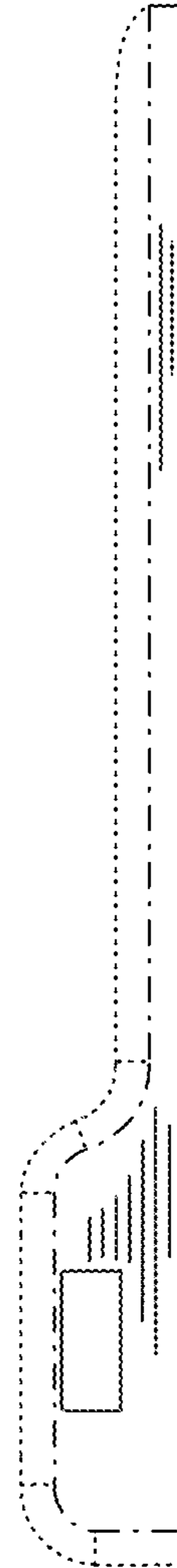


FIG. 5




FIG. 6