



US00D881126S

(12) **United States Design Patent**  
**Wu**

(10) **Patent No.:** **US D881,126 S**

(45) **Date of Patent:** **\*\* Apr. 14, 2020**

(54) **COIL FOR WIRELESS CHARGER**

(71) Applicant: **HOLYGO CORPORATION**, Taipei (TW)

(72) Inventor: **Chien-Te Wu**, Taipei (TW)

(73) Assignee: **HOLYGO CORPORATION**, Taipei (TW)

(\*\*) Term: **15 Years**

(21) Appl. No.: **29/635,002**

(22) Filed: **Jan. 26, 2018**

(30) **Foreign Application Priority Data**

Aug. 4, 2017 (TW) ..... 106304461

(51) **LOC (12) Cl.** ..... **13-02**

(52) **U.S. Cl.**  
USPC ..... **D13/117; D13/182**

(58) **Field of Classification Search**  
USPC ..... D13/113, 117, 122, 118, 182, 183, 199;  
242/160.1, 160.4, 360; 335/13, 134, 136,  
335/213, 282; 336/15, 69, 70, 139, 174,  
336/198; D14/230, 436

CPC ..... H01F 27/28; H01F 27/34; H01F 27/362;  
H01F 38/14; H01F 17/0006; H01F 5/003;  
H01F 29/10; H02J 3/12; H02J 5/005;  
G06K 19/067; G06K 19/0672

See application file for complete search history.

(56) **References Cited**

**U.S. PATENT DOCUMENTS**

5,572,179 A \* 11/1996 Ito ..... H01F 17/0006  
336/200  
D469,842 S \* 2/2003 Hoo ..... D22/122

D474,472 S \* 5/2003 Maekawa ..... D13/182  
D649,126 S \* 11/2011 Takahashi ..... D13/182  
D669,031 S \* 10/2012 Wagatsuma ..... D13/117  
D747,268 S \* 1/2016 Kim ..... D13/117  
D773,411 S \* 12/2016 McCauley ..... D13/182  
2012/0313742 A1\* 12/2012 Kurs ..... B60L 53/52  
336/180  
2013/0069753 A1\* 3/2013 Kurs ..... H01F 5/003  
336/200  
2013/0181668 A1\* 7/2013 Tabata ..... H01F 38/14  
320/108  
2014/0049118 A1\* 2/2014 Karalis ..... H01F 38/14  
307/104  
2015/0061586 A1\* 3/2015 Cheikh ..... H02J 7/007  
320/108  
2015/0123605 A1\* 5/2015 Hyun ..... H01F 27/2804  
320/108  
2015/0244203 A1\* 8/2015 Kurz ..... H01F 38/14  
320/108

\* cited by examiner

*Primary Examiner* — Derrick E Holland

(74) *Attorney, Agent, or Firm* — Maschoff Brennan

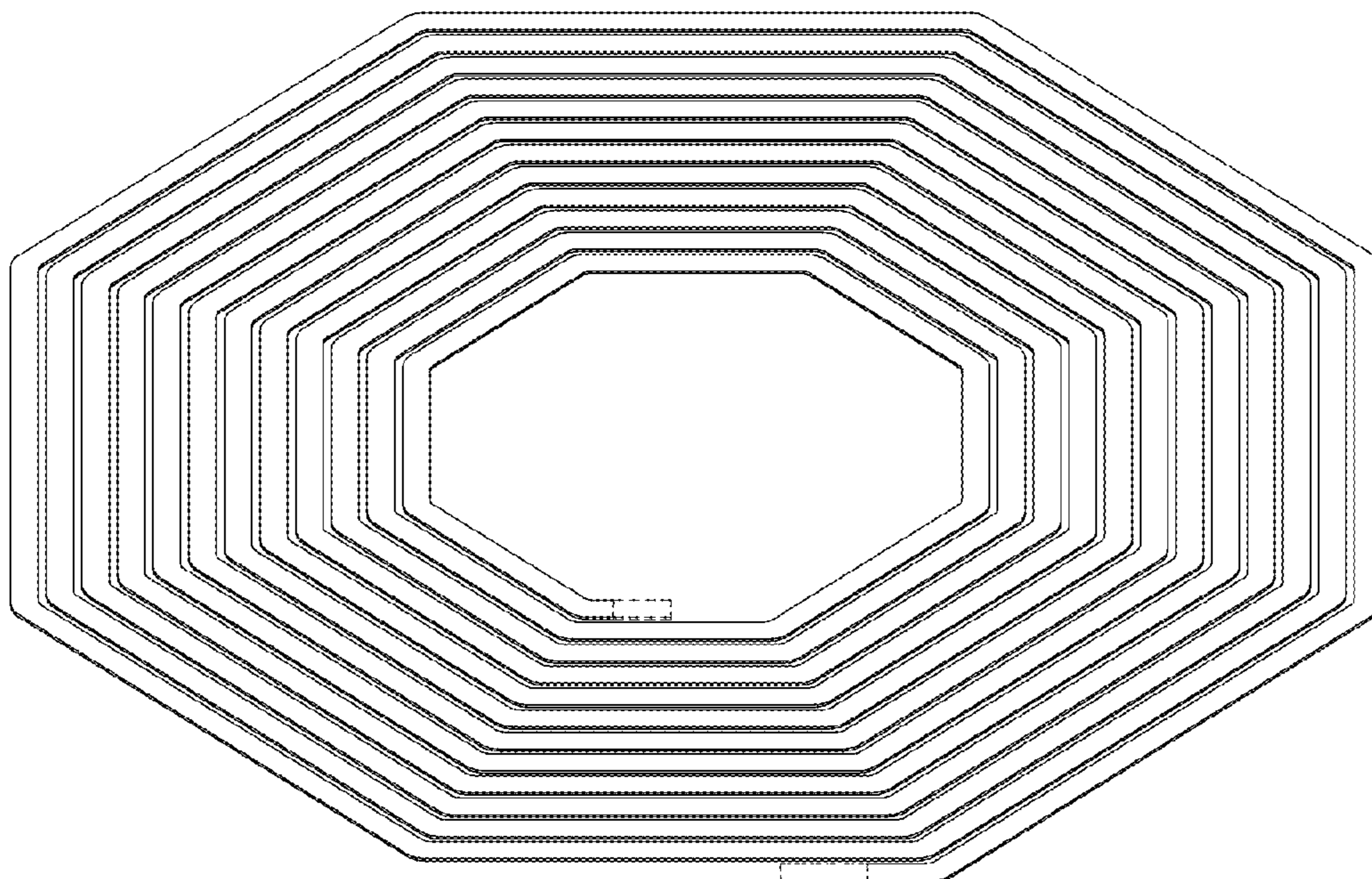
(57) **CLAIM**

The ornamental design for a coil for wireless charger, as shown and described.

**DESCRIPTION**

FIG. 1 is a top, front and right side perspective view of a coil for wireless charger showing my new design;  
FIG. 2 is a bottom, front and left side perspective view thereof;  
FIG. 3 is a top view thereof; and,  
FIG. 4 is a bottom view thereof.  
The broken lines which illustrate the environmental structure of the claimed design form no part thereof.

**1 Claim, 4 Drawing Sheets**



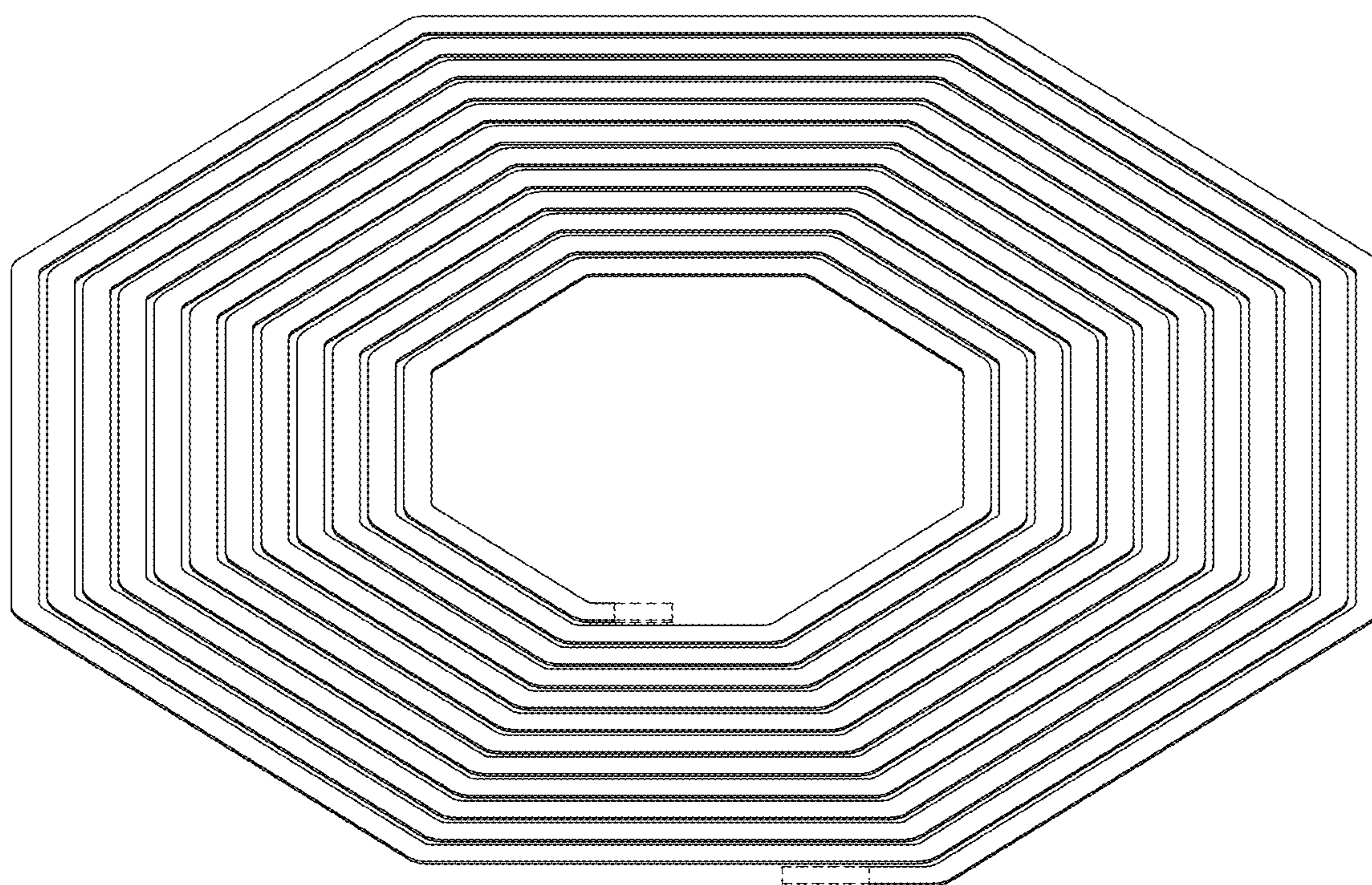


FIG. 1

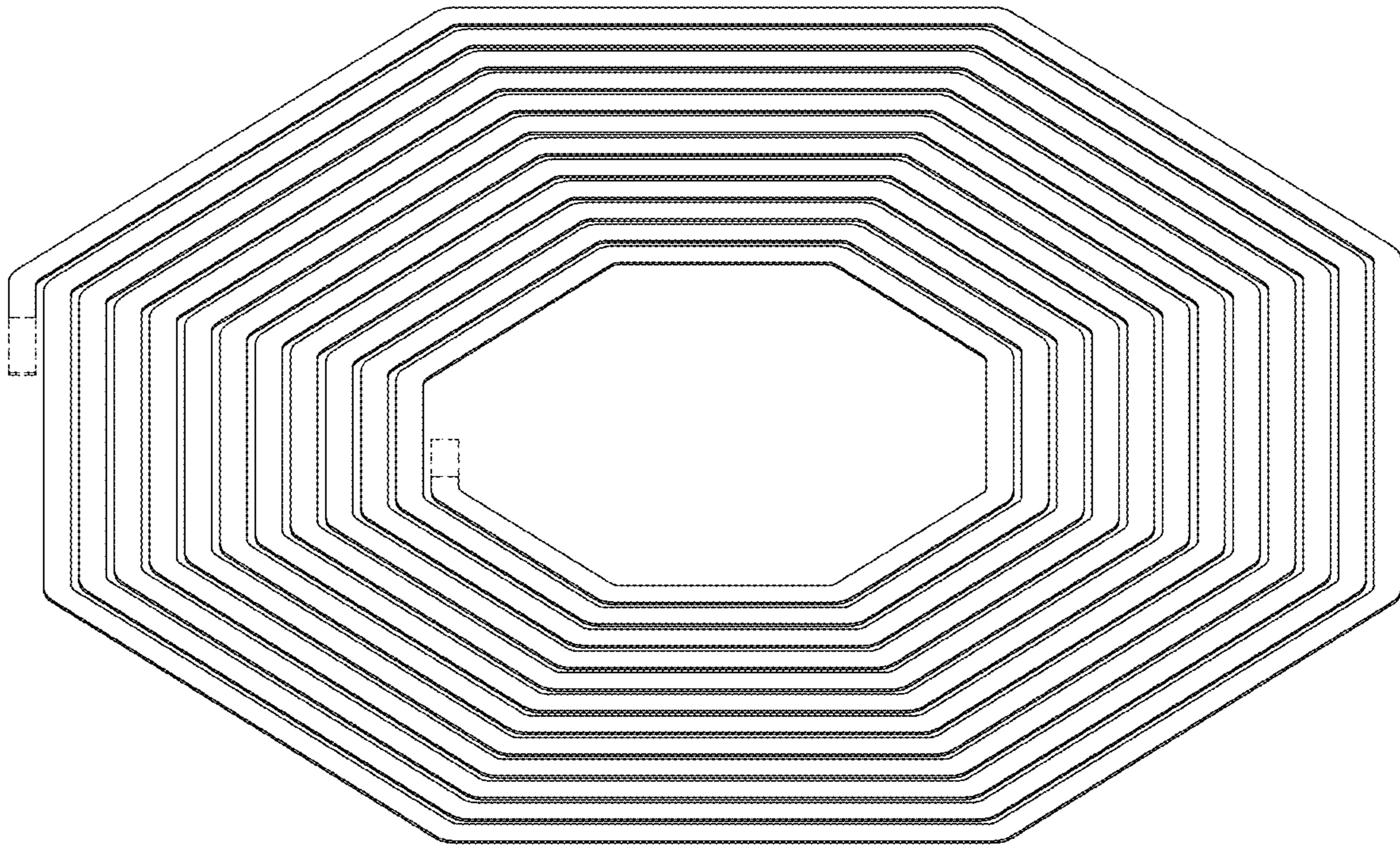


FIG. 2




FIG. 3

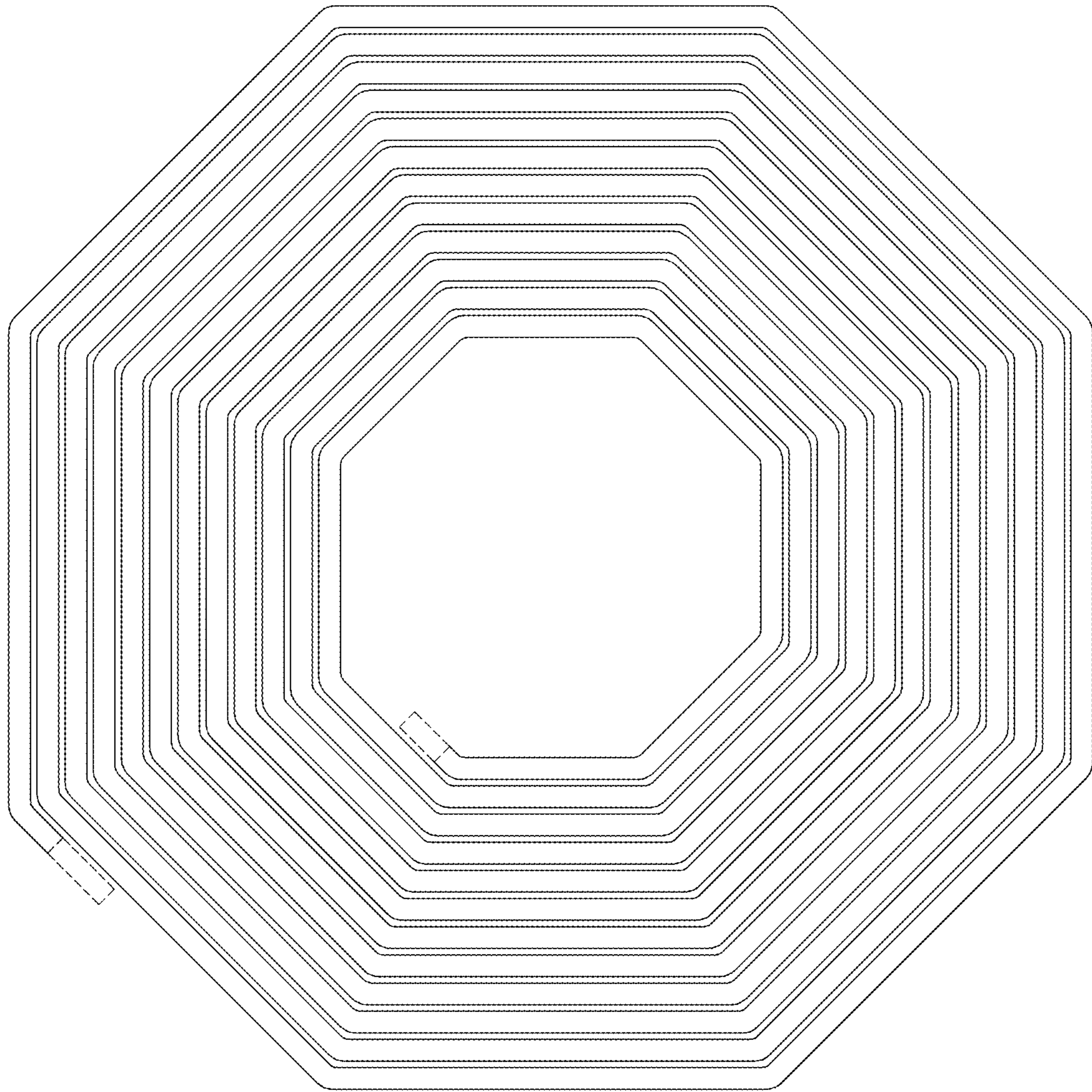


FIG. 4