



US00D881120S

(12) **United States Design Patent**
Ai

(10) **Patent No.:** **US D881,120 S**

(45) **Date of Patent:** **** Apr. 14, 2020**

(54) **PORTABLE BATTERY**

(71) Applicant: **Dongguan Jili Intelligence Technology Co., Ltd., Dongguan (CN)**

(72) Inventor: **Feng Ai, Dongguan (CN)**

(**) Term: **15 Years**

(21) Appl. No.: **29/710,527**

(22) Filed: **Oct. 24, 2019**

(30) **Foreign Application Priority Data**

Aug. 9, 2019 (CN) 2019 3 0432847

(51) **LOC (12) Cl.** **13-02**

(52) **U.S. Cl.**
USPC **D13/103**

(58) **Field of Classification Search**
USPC D13/103, 107, 108
CPC Y02E 60/12; Y02E 60/122; Y02E 60/124;
Y02E 60/50; H01M 2/02; H01M 2/022;
H01M 2/0202; H01M 2/0207; H01M
2/0212; H01M 2/1061; H01M 2/1022;
H01M 2/1055; H01M 2/1066; H01M
2/105; H01M 2/204; H01M 10/4257;
H01M 10/0436; H01M 10/48
See application file for complete search history.

(56) **References Cited**

U.S. PATENT DOCUMENTS

D628,153 S * 11/2010 Fujii D13/108
D736,706 S * 8/2015 Huang D13/108

D762,572 S * 8/2016 Nazar D13/108
D782,415 S * 3/2017 Zhang D13/108
D800,653 S * 10/2017 Smiedt D13/107
D824,326 S * 7/2018 Yu et al.
D826,151 S * 8/2018 Akana D13/108
D847,741 S * 5/2019 Hu D13/108
D870,658 S * 12/2019 Woo D13/108
D872,016 S * 1/2020 Liao D13/108
D872,691 S * 1/2020 Liao D13/108
D873,217 S * 1/2020 Zhang D13/108
D875,669 S * 2/2020 Miller H02J 7/0042
D13/108
D875,671 S * 2/2020 Natsume D13/108

* cited by examiner

Primary Examiner — Rosemary K Tarcza

Assistant Examiner — Christy M Nemeth

(74) *Attorney, Agent, or Firm* — Jie Yang; ZANIP

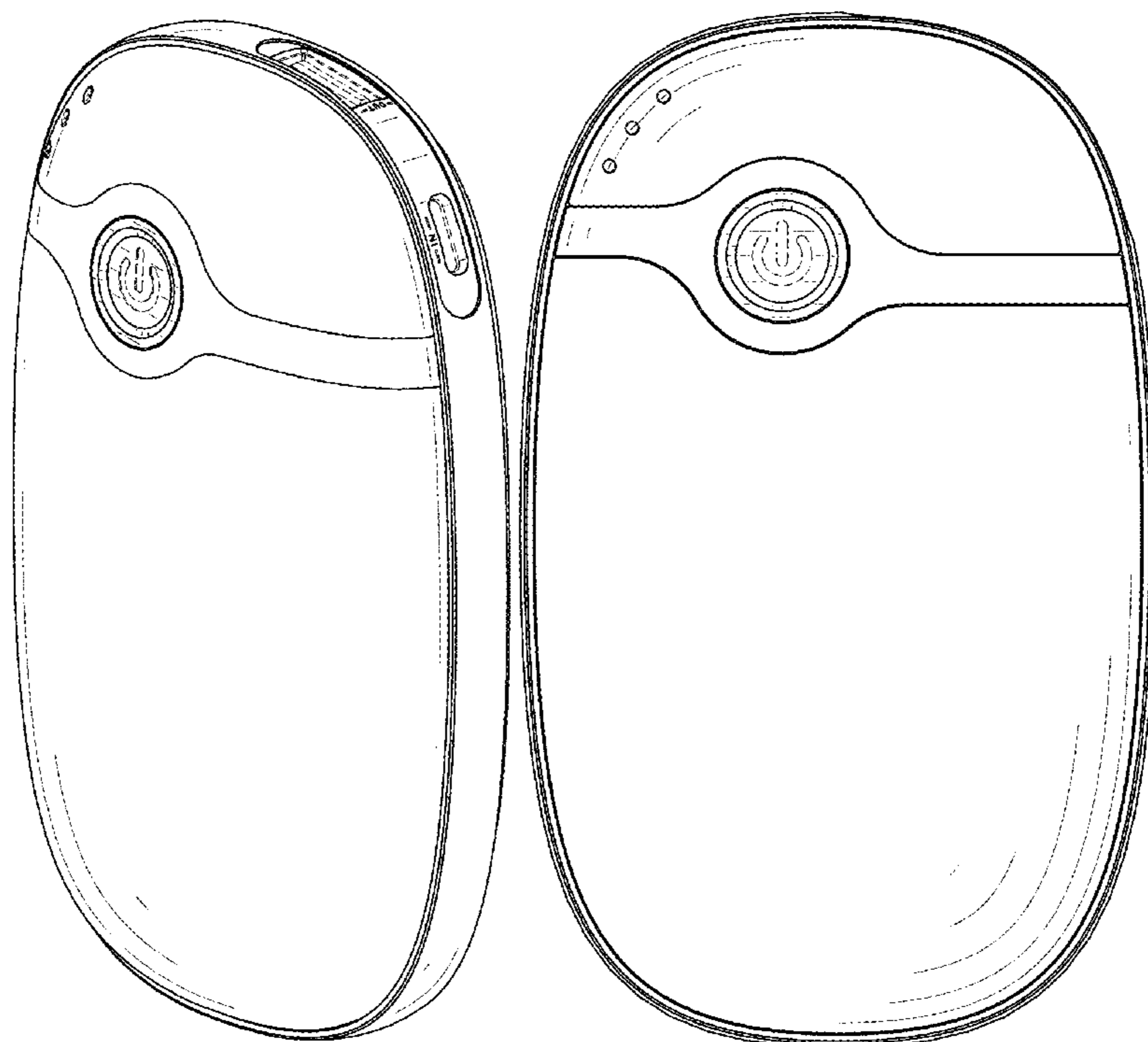
(57) **CLAIM**

The ornamental design for a portable battery, as shown and described.

DESCRIPTION

FIG. 1 is a front and top perspective view of a portable battery, showing my new design;
FIG. 2 is a front elevational view thereof;
FIG. 3 is a rear elevational view thereof;
FIG. 4 is a left side elevational view thereof;
FIG. 5 is a right side elevational view thereof;
FIG. 6 is a top plan view thereof; and,
FIG. 7 is a bottom plan view thereof.
The broken lines in the figures illustrate portions of the portable battery that form no part of the claimed design.

1 Claim, 7 Drawing Sheets



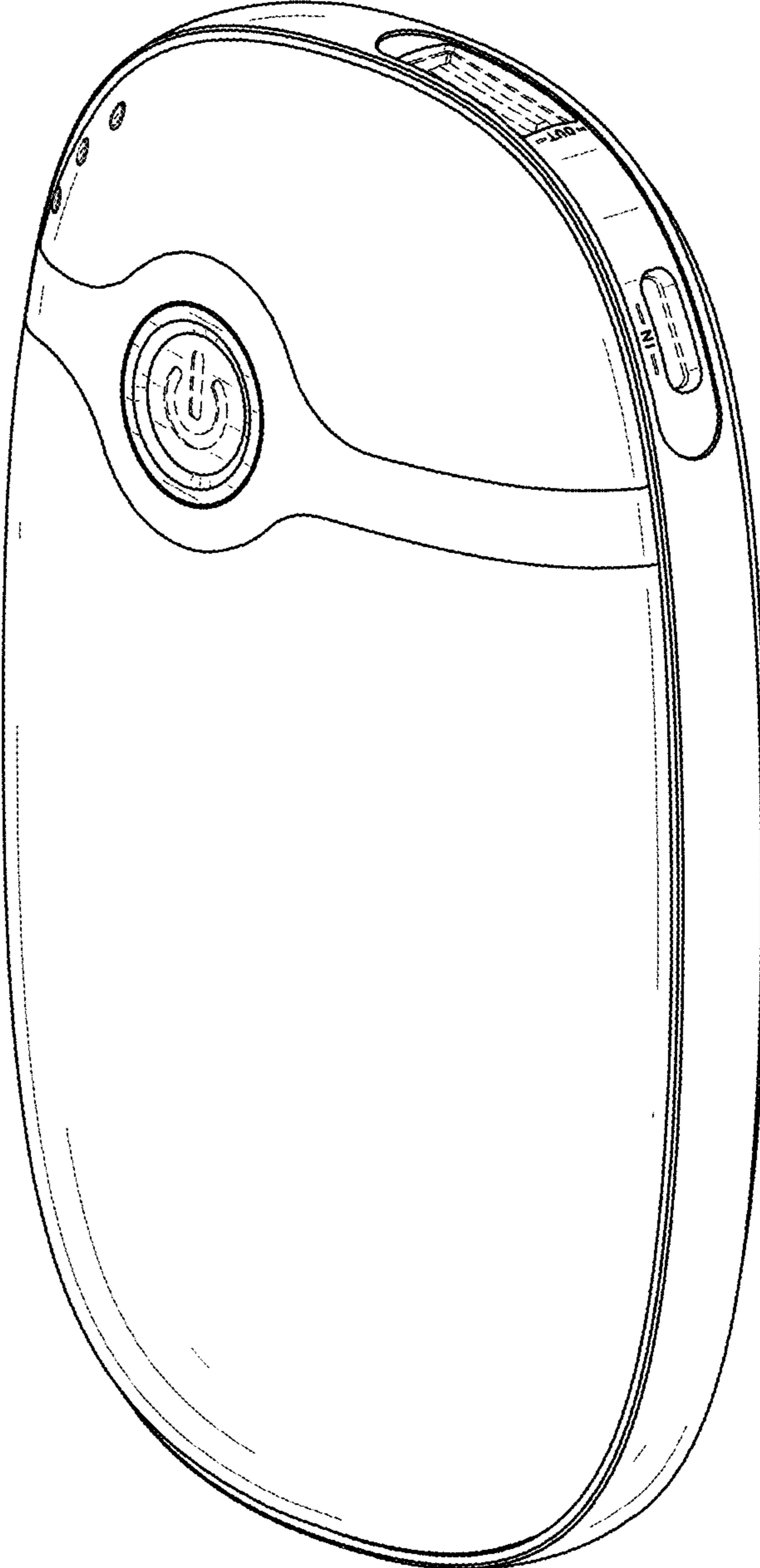


FIG.1

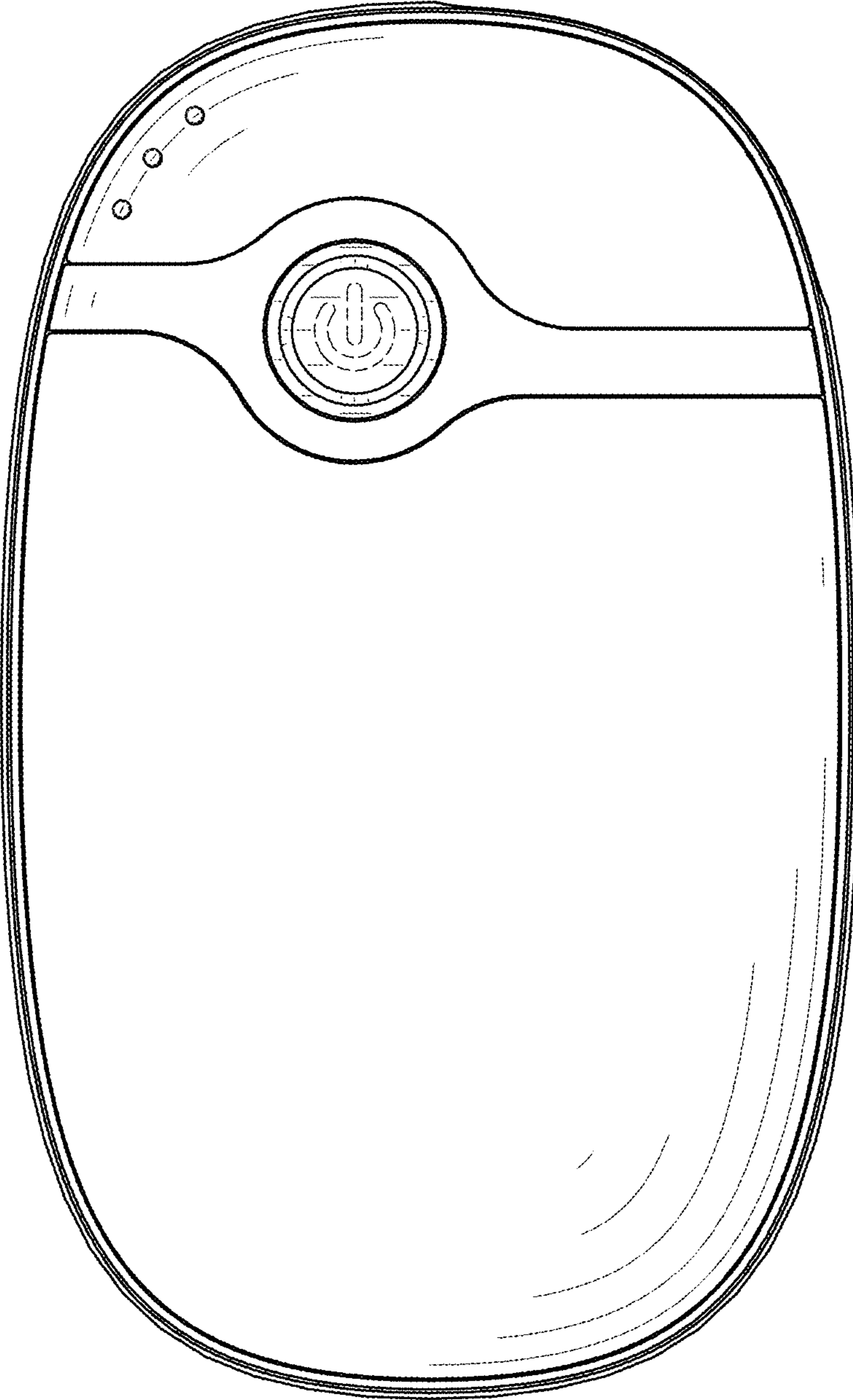


FIG.2




FIG. 3




FIG.4




FIG. 5

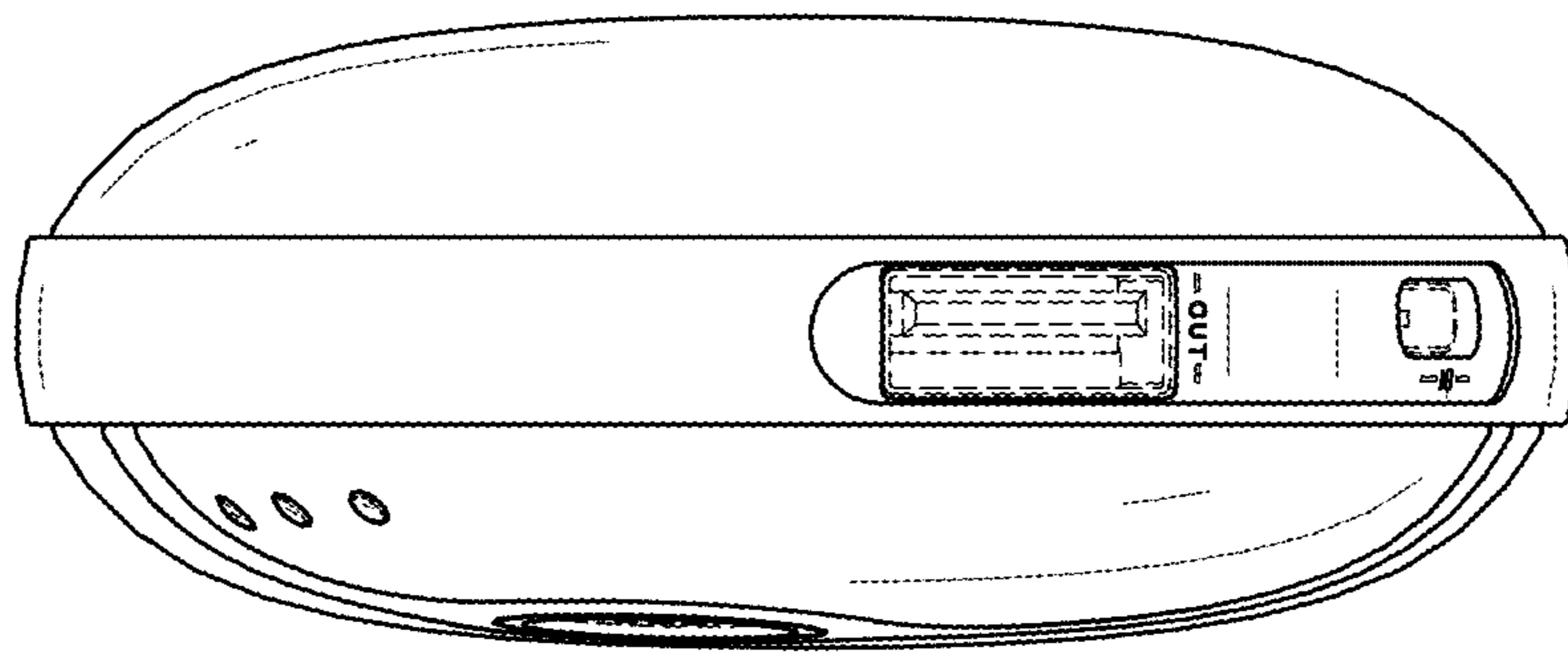


FIG.6

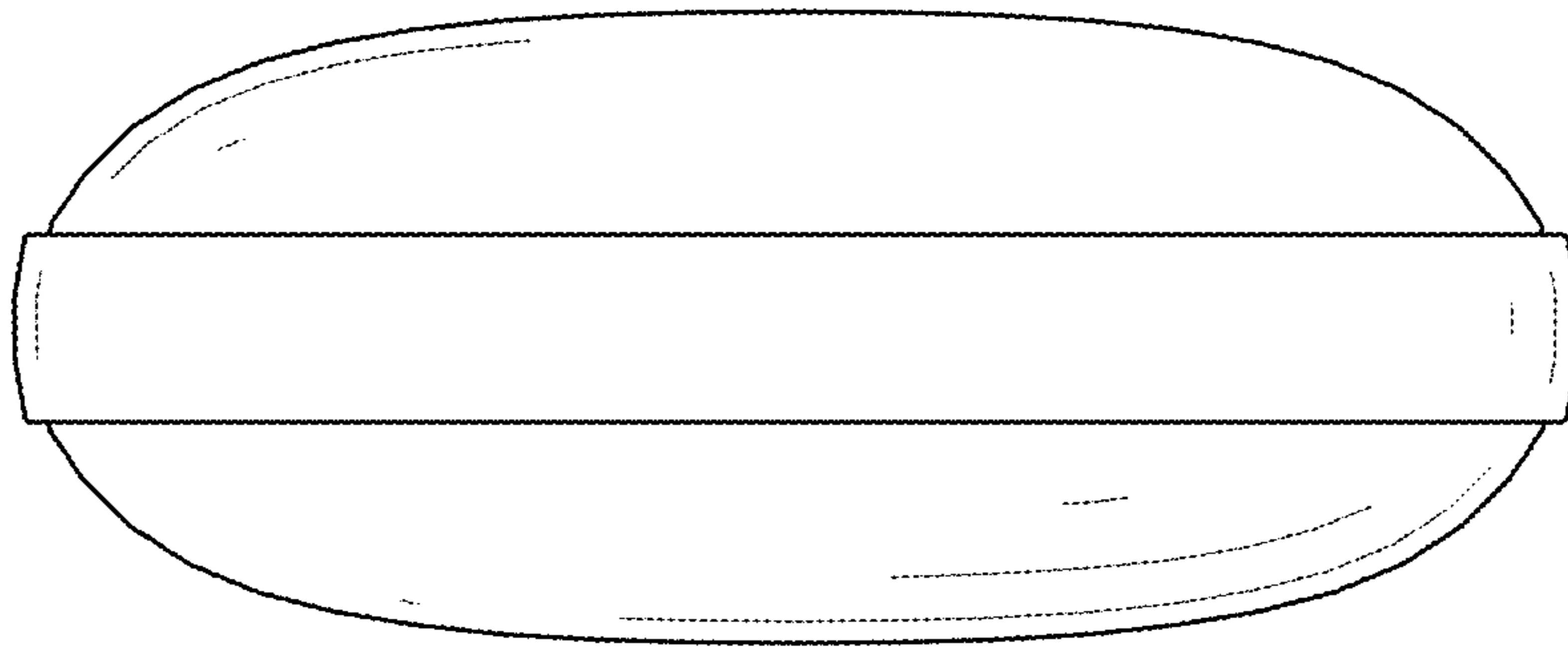


FIG. 7