



US00D881110S

(12) **United States Design Patent**
Herndon

(10) **Patent No.:** **US D881,110 S**

(45) **Date of Patent:** **** Apr. 14, 2020**

(54) **VEHICLE ROOF COMPONENT**

(71) Applicant: **Craig Herndon**, Palmetto, FL (US)

(72) Inventor: **Craig Herndon**, Palmetto, FL (US)

(**) Term: **15 Years**

(21) Appl. No.: **29/674,208**

(22) Filed: **Dec. 20, 2018**

(51) **LOC (12) Cl.** **12-16**

(52) **U.S. Cl.**
USPC **D12/412**

(58) **Field of Classification Search**
USPC D12/401-414; D6/610, 611
CPC B60R 9/00; B60R 9/02; B60R 9/04; B60R
9/08; B60R 9/042; B60R 9/0423; B60R
9/0426; B60R 9/045; B60R 9/048; B60R
9/0485; B60R 9/05; B60R 9/052; B60R
9/055; B60R 9/058; B60R 9/06; B60R
9/065; B60R 9/10; B60R 9/12

See application file for complete search history.

(56) **References Cited**

U.S. PATENT DOCUMENTS

D624,005 S *	9/2010	Winner	D12/412
D765,577 S *	9/2016	Kmita	D12/412
9,580,004 B2 *	2/2017	Puchkoff	B60P 7/0815
D807,276 S *	1/2018	Aden	D12/412
D809,997 S *	2/2018	Conner	D12/412
D811,986 S *	3/2018	Torres	D12/412

D813,785 S *	3/2018	Badillo	D12/412
D815,012 S *	4/2018	Badillo	D12/412
D815,581 S *	4/2018	Anderson	D12/406
D816,011 S *	4/2018	Garcia	D12/406
D866,448 S *	11/2019	Ash	D12/412
2005/0092796 A1 *	5/2005	Essig	B60R 9/00 224/321
2011/0101056 A1 *	5/2011	Barkey	B60R 9/052 224/321

* cited by examiner

Primary Examiner — Katrina A Betton

(74) *Attorney, Agent, or Firm* — Maxwell L. Minch;
GrayRobinson, P.A.

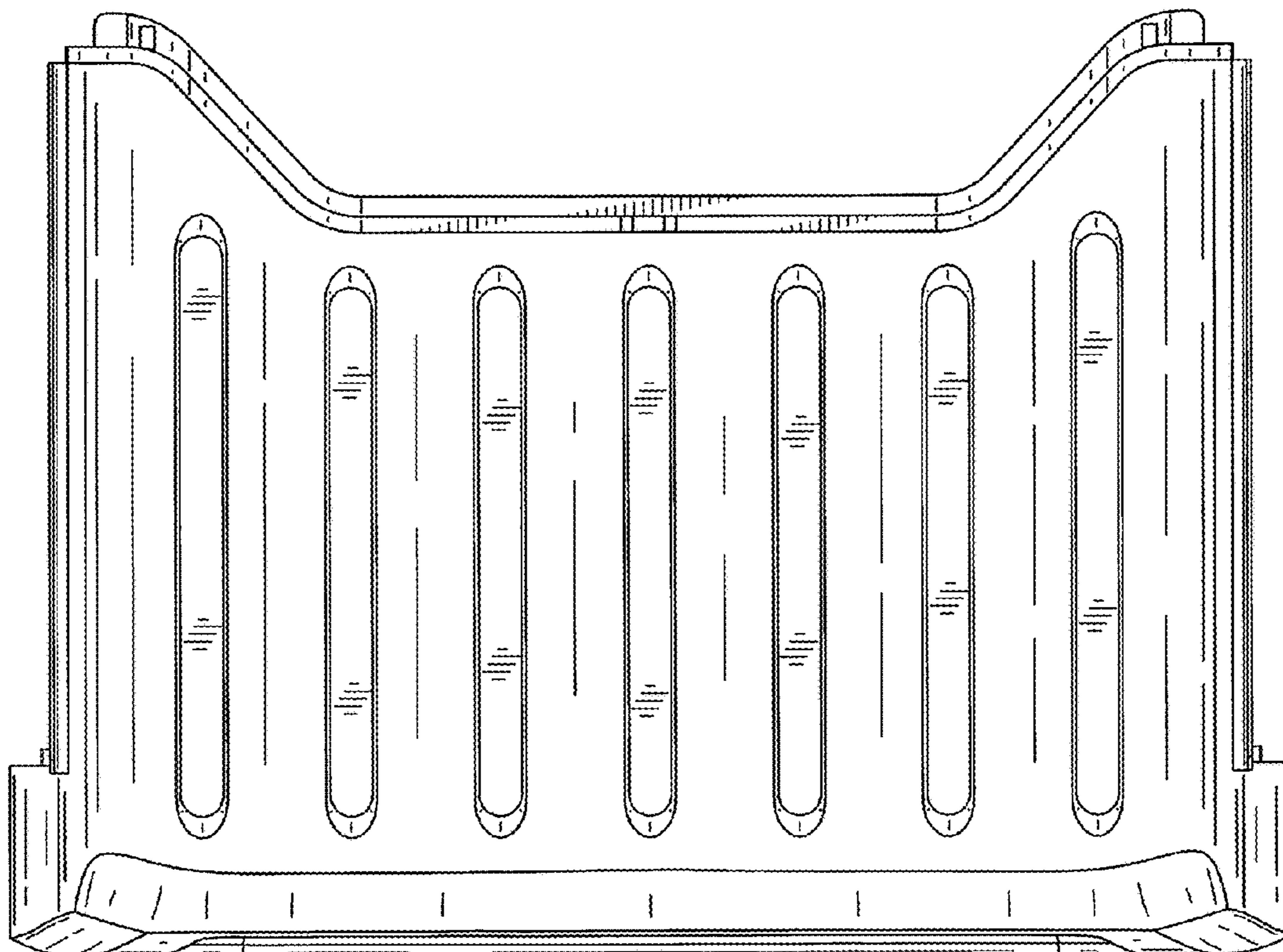
(57) **CLAIM**

The ornamental design for a vehicle roof component, as shown and described.

DESCRIPTION

FIG. 1 is a top rear perspective view of a vehicle roof component;
 FIG. 2 is a top front perspective view of the roof of FIG. 1;
 FIG. 3 is an inside perspective view of the roof of FIG. 1;
 FIG. 4 is a top view of the roof of FIG. 1;
 FIG. 5 is a bottom view of the roof of FIG. 1;
 FIG. 6 is a side view of the roof of FIG. 1;
 FIG. 7 is a rear view of the roof of FIG. 1; and,
 FIG. 8 is a front view of the roof of FIG. 1.
 The subject matter show in broken lines in the drawings represents unclaimed features of the claimed design.

1 Claim, 8 Drawing Sheets



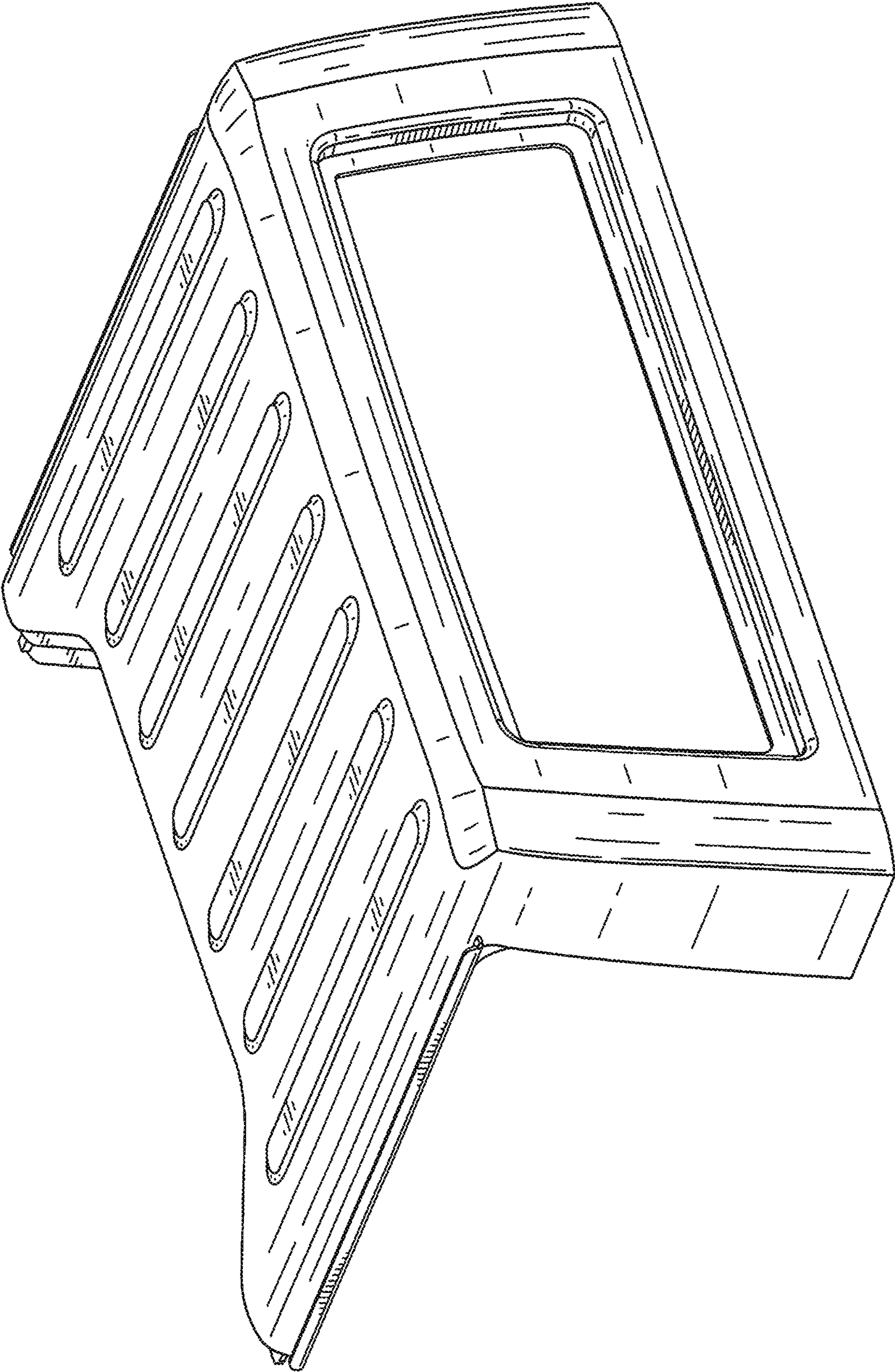


FIG. 1




FIG. 2

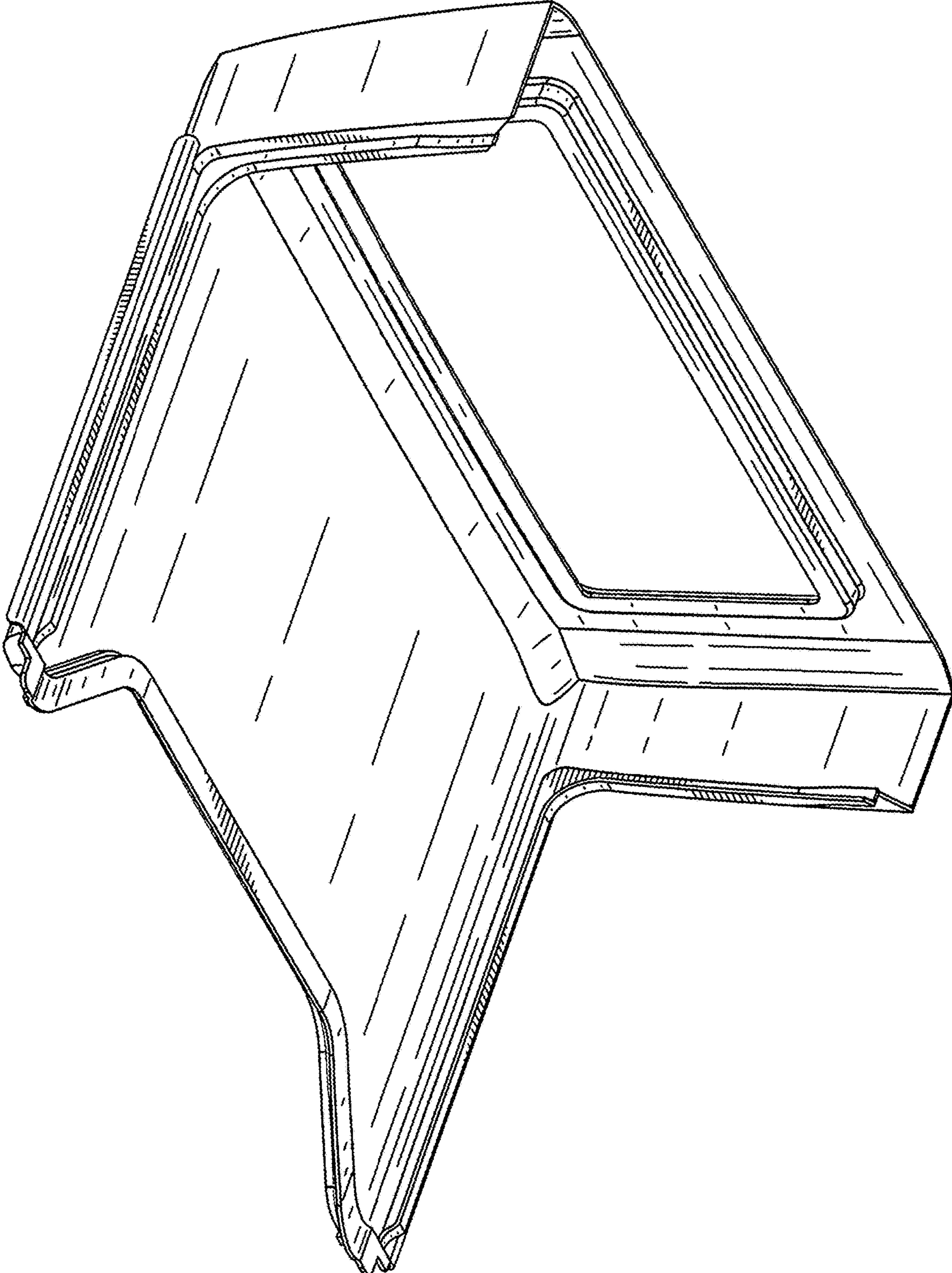


FIG. 3

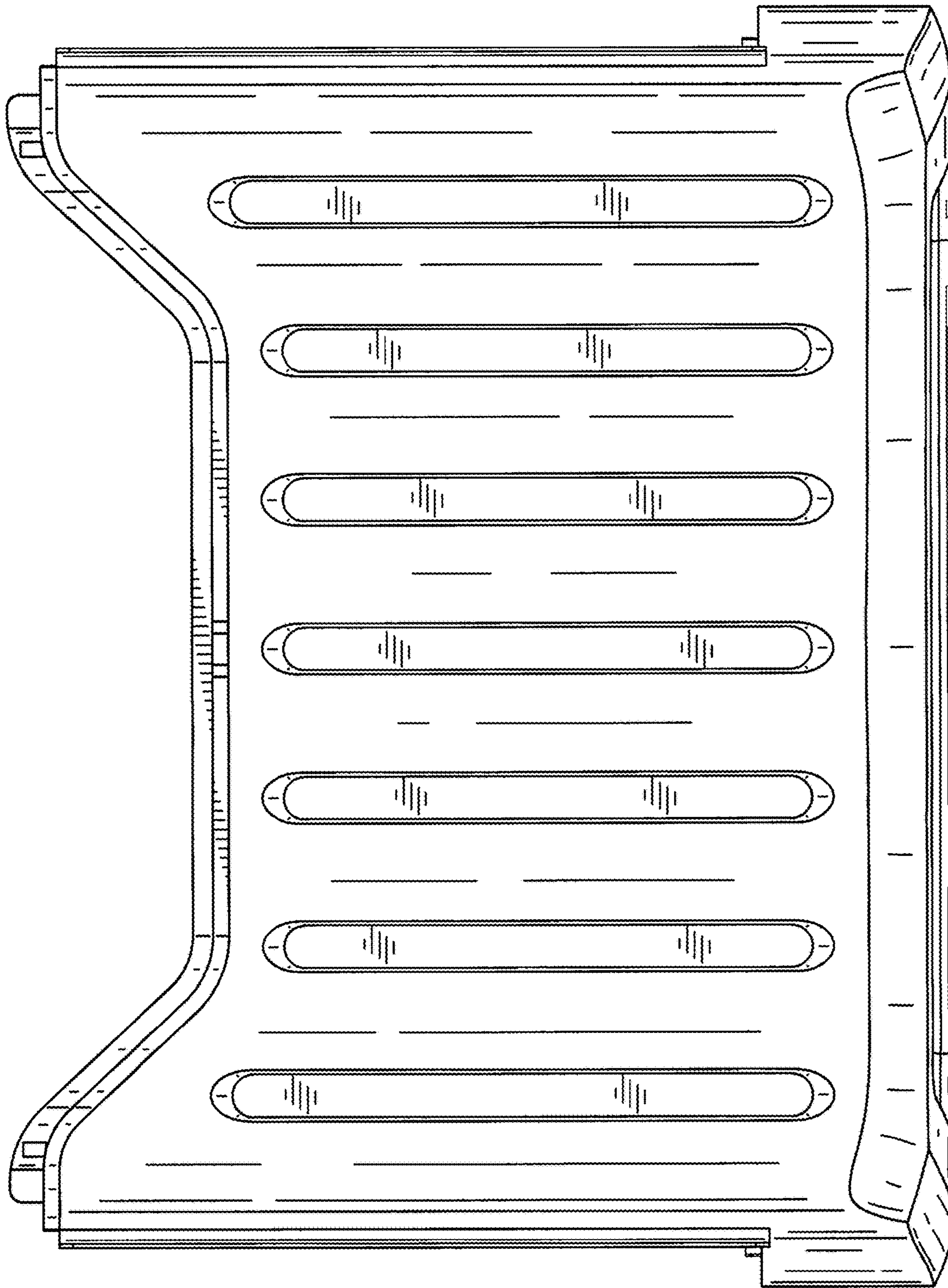


FIG. 4

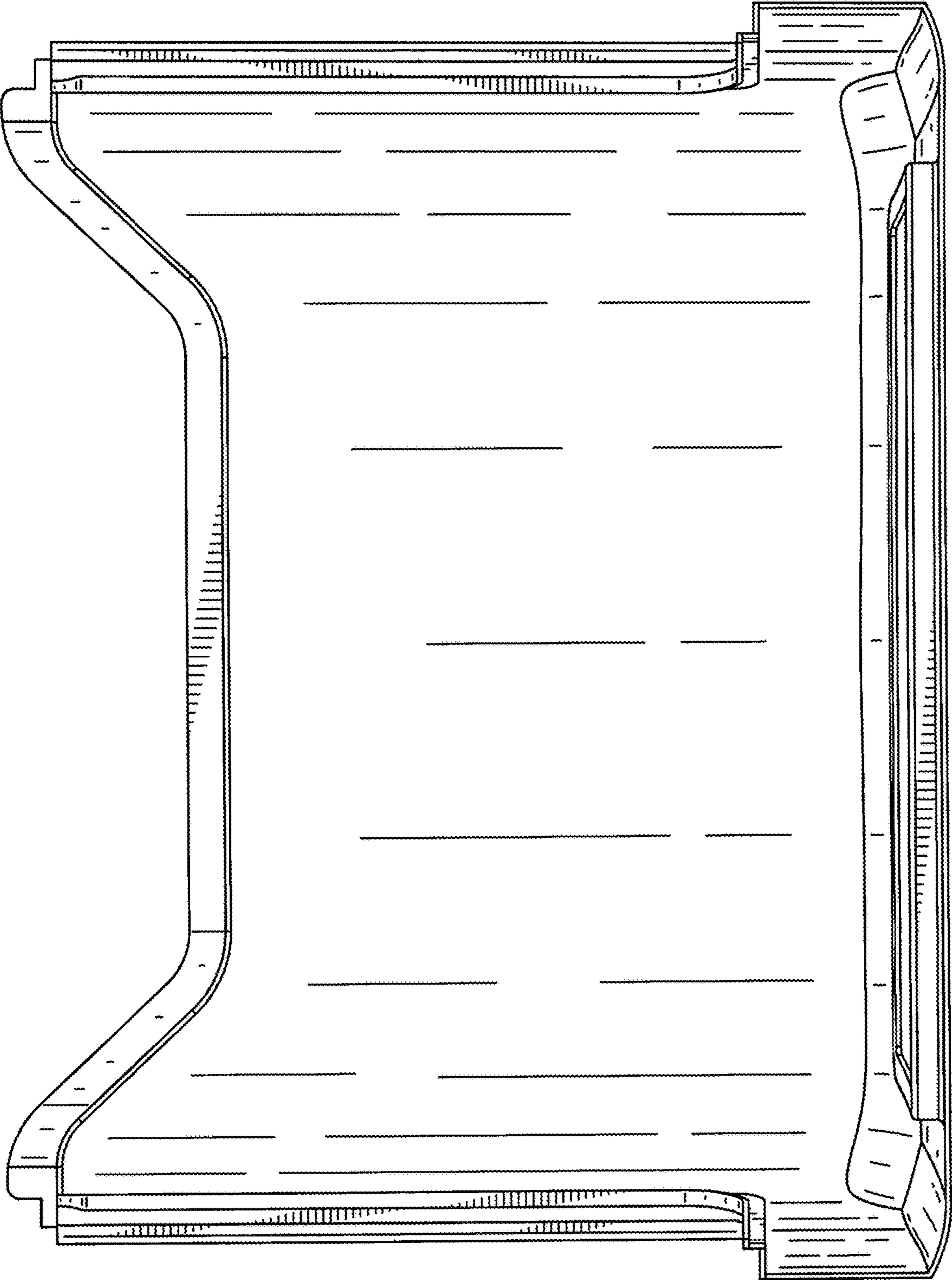


FIG. 5




FIG. 6

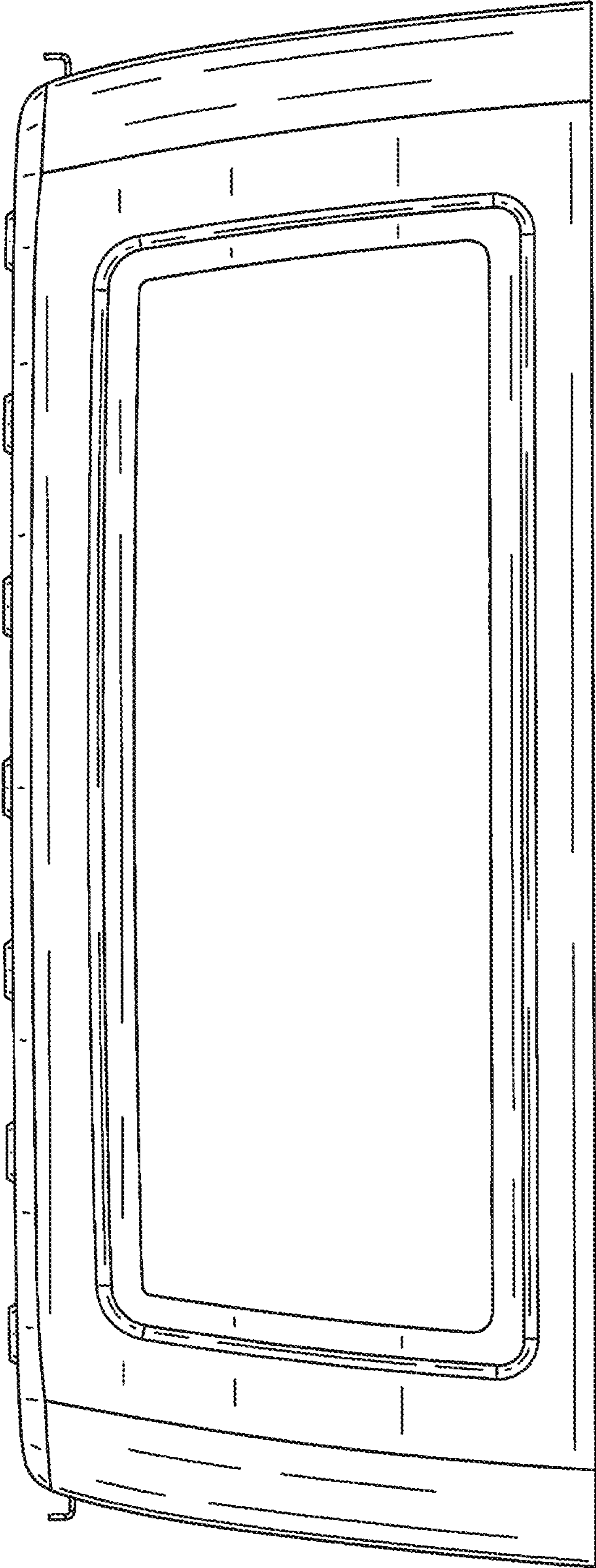


FIG. 7

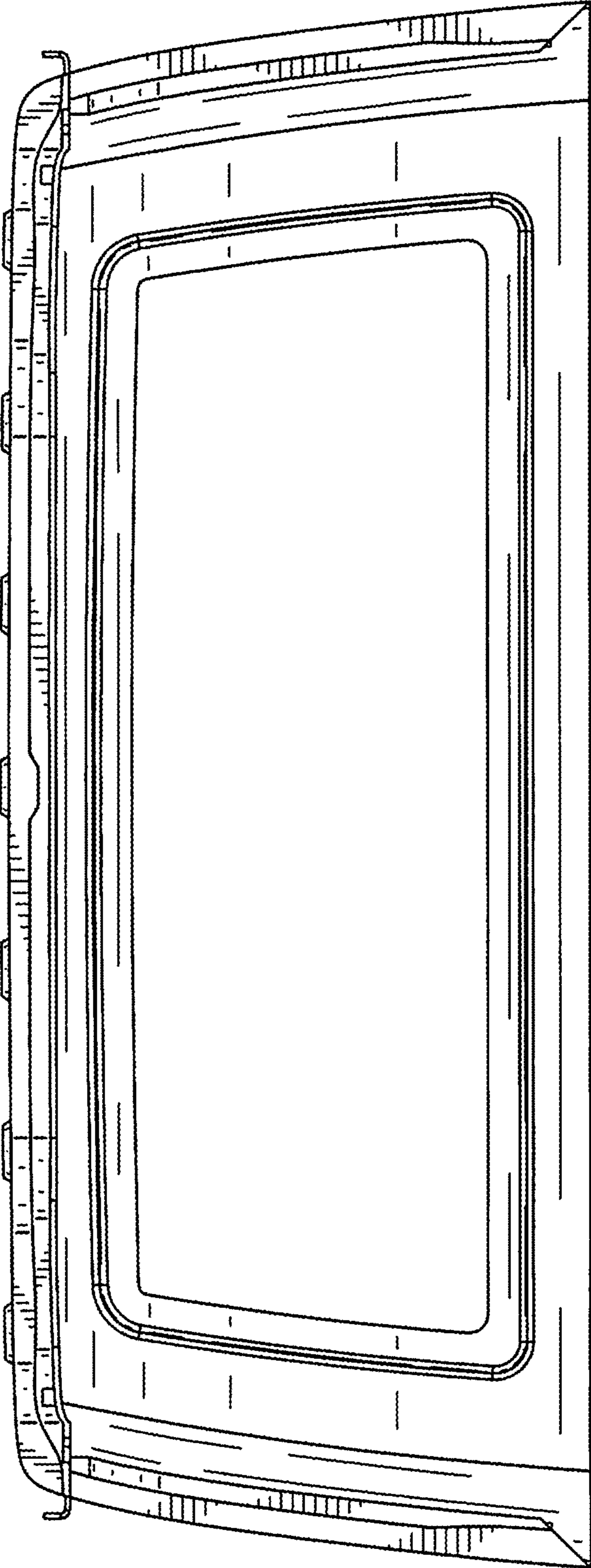


FIG. 8