



US00D881097S

(12) **United States Design Patent**
Smith et al.

(10) **Patent No.:** **US D881,097 S**
(45) **Date of Patent:** **** Apr. 14, 2020**

(54) **VEHICLE ROOF**

(71) Applicant: **PACCAR Inc**, Bellevue, WA (US)

(72) Inventors: **Jeffrey P. Smith**, Prosper, TX (US);
Victor Garcia, Aubrey, TX (US);
Bradley D. Powell, Corinth, TX (US);
Derek S. Sancer, Corinth, TX (US)

(73) Assignee: **PACCAR Inc**, Bellevue, WA (US)

(**) Term: **15 Years**

(21) Appl. No.: **29/622,497**

(22) Filed: **Oct. 17, 2017**

(51) **LOC (12) Cl.** **12-16**

(52) **U.S. Cl.**
USPC **D12/196**

(58) **Field of Classification Search**
USPC D12/181, 97, 173, 196, 400; 296/180.1,
296/180.2, 180.3, 181.1, 181.2, 181.5;
280/770, 727

(Continued)

(56) **References Cited**

U.S. PATENT DOCUMENTS

D265,983 S 8/1982 Sullivan et al.
D268,021 S 2/1983 Wiley, Jr. et al.
(Continued)

OTHER PUBLICATIONS

“T800,” Kenworth Truck Company, Kirkland, Washington, 2002,
32-page brochure.

(Continued)

Primary Examiner — Ian Simmons
Assistant Examiner — Yolanda Robinson

(74) *Attorney, Agent, or Firm* — Seed IP Law Group LLP

(57) **CLAIM**

The ornamental design for a vehicle roof, as shown and described.

DESCRIPTION

FIG. 1 is a front perspective view of a first representative embodiment of a vehicle roof according to our new design; FIG. 2 is a rear perspective view of the vehicle roof shown in FIG. 1;

FIG. 3 is a top plan view of the vehicle roof shown in FIG. 1;

FIG. 4 is a bottom view of the vehicle roof shown in FIG. 1;

FIG. 5 is a front elevational view of the vehicle roof shown in FIG. 1;

FIG. 6 is a rear elevational view of the vehicle roof shown in FIG. 1;

FIG. 7 is a right side elevational view of the vehicle roof shown in FIG. 1;

FIG. 8 is a left side elevational view of the vehicle roof shown in FIG. 1;

FIG. 9 is a front perspective view of a second representative embodiment of a vehicle roof according to our new design; FIG. 10 is a rear perspective view of the vehicle roof shown in FIG. 9;

FIG. 11 is a top plan view of the vehicle roof shown in FIG. 9;

FIG. 12 is a bottom view of the vehicle roof shown in FIG. 9;

FIG. 13 is a front elevational view of the vehicle roof shown in FIG. 9;

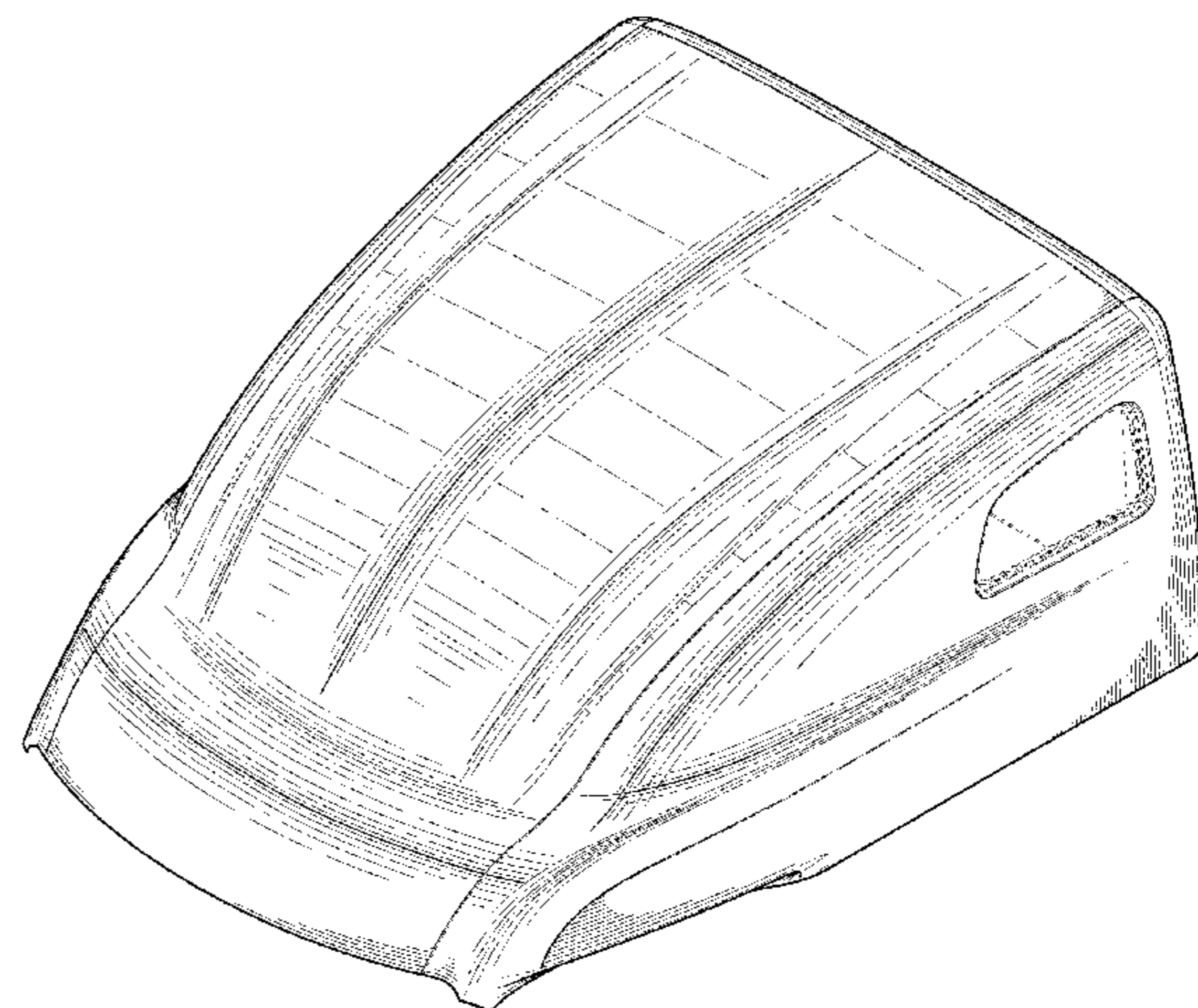
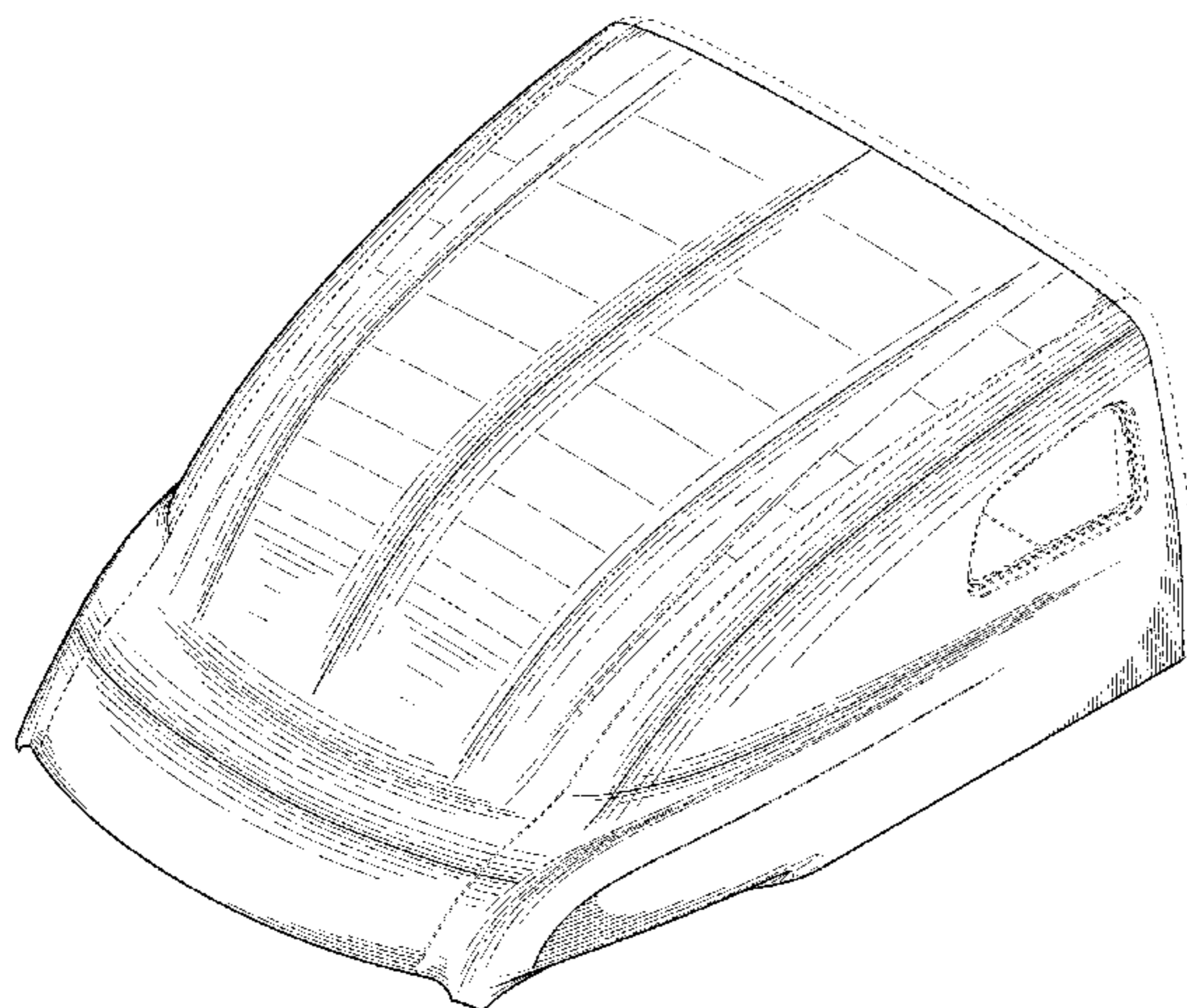
FIG. 14 is a rear elevational view of the vehicle roof shown in FIG. 9;

FIG. 15 is a right side elevational view of the vehicle roof shown in FIG. 9; and,

FIG. 16 is a left side elevational view of the vehicle roof shown in FIG. 9.

The dashed broken lines in the drawings show portions of the vehicle roof that form no part of the claimed design.

1 Claim, 16 Drawing Sheets



(58) **Field of Classification Search**
 CPC B60R 13/04; B60R 13/02
 See application file for complete search history.

(56) **References Cited**

U.S. PATENT DOCUMENTS

4,401,338 A 8/1983 Caldwell
 4,408,792 A 10/1983 Sullivan
 D271,191 S 11/1983 Amprim et al.
 D289,891 S 5/1987 Bielby
 D290,455 S 6/1987 Konen et al.
 D307,731 S 5/1990 Kerney et al.
 D308,032 S 5/1990 Kerney et al.
 4,925,235 A 5/1990 Fingerle
 D311,506 S 10/1990 Marlowe et al.
 D312,805 S 12/1990 Marlowe et al.
 D313,966 S 1/1991 Marlowe et al.
 D314,163 S 1/1991 Harris et al.
 4,991,906 A 2/1991 Fingerle
 D319,036 S 8/1991 Fingerle
 D319,807 S 9/1991 Simons et al.
 D320,582 S 10/1991 Fingerle
 D320,583 S 10/1991 Simons et al.
 5,054,799 A 10/1991 Fingerle
 D329,214 S 9/1992 Marlowe et al.
 D335,855 S 5/1993 Callaway et al.
 5,249,937 A 10/1993 Aubert
 D341,563 S 11/1993 Niemi
 D343,819 S 2/1994 Meryman et al.
 D356,770 S 3/1995 Almen
 D374,418 S 10/1996 Griffin
 D375,925 S 11/1996 Griffin
 D381,949 S 8/1997 Barrett, Jr. et al.
 D384,914 S 10/1997 Bingaman
 D385,223 S 10/1997 Marlowe et al.
 D391,524 S 3/1998 Anderson et al.
 D395,269 S 6/1998 McCauley, Jr.
 D395,848 S 7/1998 Meryman et al.
 D399,465 S 10/1998 Saleen
 D399,791 S 10/1998 Hellhake et al.
 D399,792 S 10/1998 Hellhake et al.
 D400,158 S 10/1998 Meryman et al.
 D403,999 S 1/1999 Lund
 D411,140 S 6/1999 Meryman et al.
 D422,957 S 4/2000 Damon et al.
 D423,990 S 5/2000 Meryman et al.
 D424,011 S 5/2000 Morris
 D424,489 S 5/2000 Damon et al.
 D424,999 S 5/2000 Carlson et al.
 D431,511 S 10/2000 Damon et al.
 D433,365 S 11/2000 Beigel
 D433,967 S 11/2000 Delashaw et al.
 D433,981 S 11/2000 Davis et al.
 D434,347 S 11/2000 Damon et al.
 D434,348 S 11/2000 Delashaw et al.
 D435,237 S 12/2000 Damon et al.
 D436,894 S 1/2001 Barraclough et al.
 D437,258 S 2/2001 Meryman et al.
 D460,023 S 7/2002 Beigel
 D465,749 S 11/2002 Beigel
 D475,657 S 6/2003 Wong et al.
 D476,929 S 7/2003 Dozier et al.
 D496,620 S 9/2004 Perfetti et al.
 D499,679 S 12/2004 Perfetti et al.
 6,986,544 B2 1/2006 Wood
 D519,891 S 5/2006 Lai
 D522,426 S 6/2006 Beigel et al.
 D522,945 S 6/2006 Beigel et al.
 D525,574 S 7/2006 Conway et al.
 D531,946 S 11/2006 Angelo et al.
 D531,948 S 11/2006 Angelo et al.
 D532,731 S 11/2006 Angelo et al.
 D535,597 S 1/2007 Herpel
 D558,643 S 1/2008 Beigel et al.
 D563,854 S 3/2008 Stuart
 D567,156 S 4/2008 Hutchins

D589,420 S 3/2009 Raghavendran et al.
 D595,628 S 7/2009 Boyd
 D597,908 S 8/2009 Raghavendran et al.
 D603,315 S 11/2009 Gamou
 D607,359 S 1/2010 Mammoto et al.
 D613,224 S 4/2010 Beigel et al.
 D633,015 S * 2/2011 Peltola D12/181
 D643,353 S 8/2011 Balicki et al.
 D664,912 S * 8/2012 Warren D12/401
 D666,541 S 9/2012 Stimmel, Jr.
 D686,123 S * 7/2013 Peltola D12/181
 D687,359 S * 8/2013 Peltola D12/181
 D699,648 S 2/2014 Sancer et al.
 D707,608 S * 6/2014 Smith D12/181
 D709,007 S 7/2014 Henry et al.
 D709,008 S 7/2014 Brzustowicz et al.
 D709,009 S 7/2014 Brzustowicz et al.
 D710,771 S 8/2014 Hovind et al.
 D710,773 S * 8/2014 Ito D12/181
 D711,787 S * 8/2014 Brzustowicz D12/96
 D722,544 S 2/2015 Ito et al.
 9,085,330 B2 * 7/2015 Fritts B62D 35/001
 D758,253 S * 6/2016 Brzustowicz D12/96
 D787,993 S * 5/2017 McCabe D12/173
 D799,380 S * 10/2017 Cosme D12/96
 D814,376 S * 4/2018 Anderson D12/196
 D825,391 S * 8/2018 Von Holzhausen D12/96
 D825,392 S * 8/2018 Von Holzhausen D12/96
 2014/0265433 A1 * 9/2014 Fritts B62D 35/001
 296/180.2

OTHER PUBLICATIONS

“T800,” Kenworth Truck Company, Kirkland, Washington, 2003, 32-page brochure.
 “T800,” Kenworth Truck Company, Kirkland, Washington, 2005, 28-page brochure.
 “T800,” Kenworth Truck Company, Kirkland, Washington, 2009, 28-page brochure.
 “T800B,” Kenworth Truck Company, Kirkland, Washington, 1993, 8-page brochure.
 “T2000,” Kenworth Truck Company, Kirkland, Washington, 1999, 20-page brochure.
 “T2000,” Kenworth Truck Company, Kirkland, Washington, 2002, 20-page brochure.
 “T2000,” Kenworth Truck Company, Kirkland, Washington, 2005, 20-page brochure.
 Top: Mack Daycab, single-piece fairing, at least as early as 2005; Bottom: Volvo Daycab, multi-piece fairing assembly, at least as early as 2005, 1 page.
 “Unibilt™ Cab Sleeper System,” Peterbilt Motors Company, Denton Texas, Aug. 1994, 6-page brochure.
 Volvo Daycab, roof fairings comprised of multi-piece assembly, at least as early as 2005, 1 page.
 “W900,” Kenworth Truck Company, Kirkland, Washington, 1996, 7-page brochure.
 “W900,” Kenworth Truck Company, Kirkland, Washington, 2002, 32-page brochure.
 “W900,” Kenworth Truck Company, Kirkland, Washington, 2005, 28-page brochure.
 “W900,” Kenworth Truck Company, Kirkland, Washington, 2009, 28-page brochure.
 “The World’s Best,” Kenworth Truck Company, Kirkland, Washington, 1992, 12-page brochure.
 “AeroCab,” Kenworth Truck Company, Kirkland, Washington, as early as 1995, 3-page brochure.
 “AG130 Front Air Suspension,” Kenworth Truck Company, Kirkland, Washington, 2008, 2-page brochure.
 “C500B,” Kenworth Truck Company, Kirkland, Washington, as early as 1990, 4-page brochure.
 “Class Pays,” Peterbilt Motors Company, Denton, Texas, Sep. 1997, 10-page brochure.
 “Class Pays,” Peterbilt Motors Company, Denton, Texas, Nov. 1998, 10-page brochure.

(56)

References Cited

OTHER PUBLICATIONS

“Class Pays, Construction Trucks,” Peterbilt Motors Company, Denton, Texas, Nov. 2003, 16-page brochure.

“Class Pays, Truck Models,” Peterbilt Motors Company, Denton, Texas, Mar. 2005, 24-page brochure.

Foreground: International Daycab, multi-piece fairing assembly, at least as early as 2005; Background: Volvo Daycab, single-piece fairing, at least as early as 2005, 1 page.

Ford Daycab, two-piece fairing assembly, at least as early as 2005, 1 page.

Freightliner Daycab, multi-piece fairing assembly, at least as early as 2005, 1 page.

“Interiors,” Kenworth Truck Company, Kirkland, Washington, 2005, 16-page brochure.

International Daycab, one-piece fairing, at least as early as 2005, 1 page.

“K100E,” Kenworth Truck Company, Kirkland, Washington, 1984, 8-page brochure.

Kenworth T800 Daycab with 3-piece roof fairing, at least as early as 2005, 1 page.

“Kenworth T2000 Daycab,” Kenworth Truck Company, Kirkland, Washington, 1997, 2 pages.

“Kenworth T2000 Daycab Roof,” Kenworth Truck Company, Kirkland, Washington, 1997, 2 pages.

“Kenworth T2000 Standard Cab with sleeper and one-piece fairing,” Kenworth Truck Company, Kirkland, Washington, 1997, 2 pages.

“Kenworth Truck Models,” Kenworth Truck Company, Kirkland, Washington, 2010, 16-page brochure.

Left: Volvo Daycab, adjustable roof fairing, at least as early as 2005; Right: Freightliner Daycab, one-piece fairing, at least as early as 2005, 1 page.

Mack Daycab, single-piece fairing, at least as early as 2005, 1 page.

“Model 377A/E,” Peterbilt Motors Company, Denton, Texas, Jan. 1995, 6-page brochure.

“Model 377A/E,” Peterbilt Motors Company, Denton, Texas, Aug. 1997, 2-page brochure.

“Model 378,” Peterbilt Motors Company, Denton, Texas, Mar. 1998, 3-page brochure.

“Model 385,” Peterbilt Motors Company, Denton, Texas, Oct. 1996, 5-page brochure.

“Model 387,” Peterbilt Motors Company, Denton, Texas, Oct. 2002, 2-page brochure.

“PACCAR Engines, 2010 Medium Duty Engines,” PACCAR Inc, Bellevue, Washington, 2010, 6-page brochure.

“PACCAR MX,” PACCAR Inc, Bellevue, Washington, 2010, 4-page brochure.

“Studio Sleeper,” Kenworth Truck Company, Kirkland, Washington, 1993, 5-page brochure.

“T170 Class 5,” Kenworth Truck Company, Kirkland, Washington, 2008, 4-page brochure.

“T270 Class 6 and T370 Class 7,” Kenworth Truck Company, Kirkland, Washington, 2008, 6-page brochure.

“T270 Class 6 and T370 Class 7,” Kenworth Truck Company, Kirkland, Washington, 2009, 6-page brochure.

“T270 Class 6 and T370 Class 7 Hybrid,” Kenworth Truck Company, Kirkland, Washington, 2009, 6-page brochure.

“T300,” Kenworth Truck Company, Kirkland, Washington, 1994, 4-page brochure.

“T300,” Kenworth Truck Company, Kirkland, Washington, 2001, 16-page brochure.

“T300,” Kenworth Truck Company, Kirkland, Washington, 2005, 16-page brochure.

“T400B and T450B,” Kenworth Truck Company, Kirkland, Washington, 1992, 10-page brochure.

“T440,” Kenworth Truck Company, Kirkland, Washington, 2010, 2-page brochure.

“T440,” Kenworth Truck Company, Kirkland, Washington, 2010, 6-page brochure.

“T470,” Kenworth Truck Company, Kirkland, Washington, 2010, 6-page brochure.

“T470H,” Kenworth Truck Company, Kirkland, Washington, 2009, 2-page brochure.

“T600,” Kenworth Truck Company, Kirkland, Washington, 1996, 7-page brochure.

“T600,” Kenworth Truck Company, Kirkland, Washington, 2002, 28-page brochure.

“T600,” Kenworth Truck Company, Kirkland, Washington, 2005, 24-page brochure.

“T600, Ten Years of Innovation,” Kenworth Truck Company, Kirkland, Washington, 1995, 6-page brochure.

“T660,” Kenworth Truck Company, Kirkland, Washington, 2007, 36-page brochure.

“T660,” Kenworth Truck Company, Kirkland, Washington, 2009, 36-page brochure.

“T700,” Kenworth Truck Company, Kirkland, Washington, 2010, 6-page brochure.

* cited by examiner

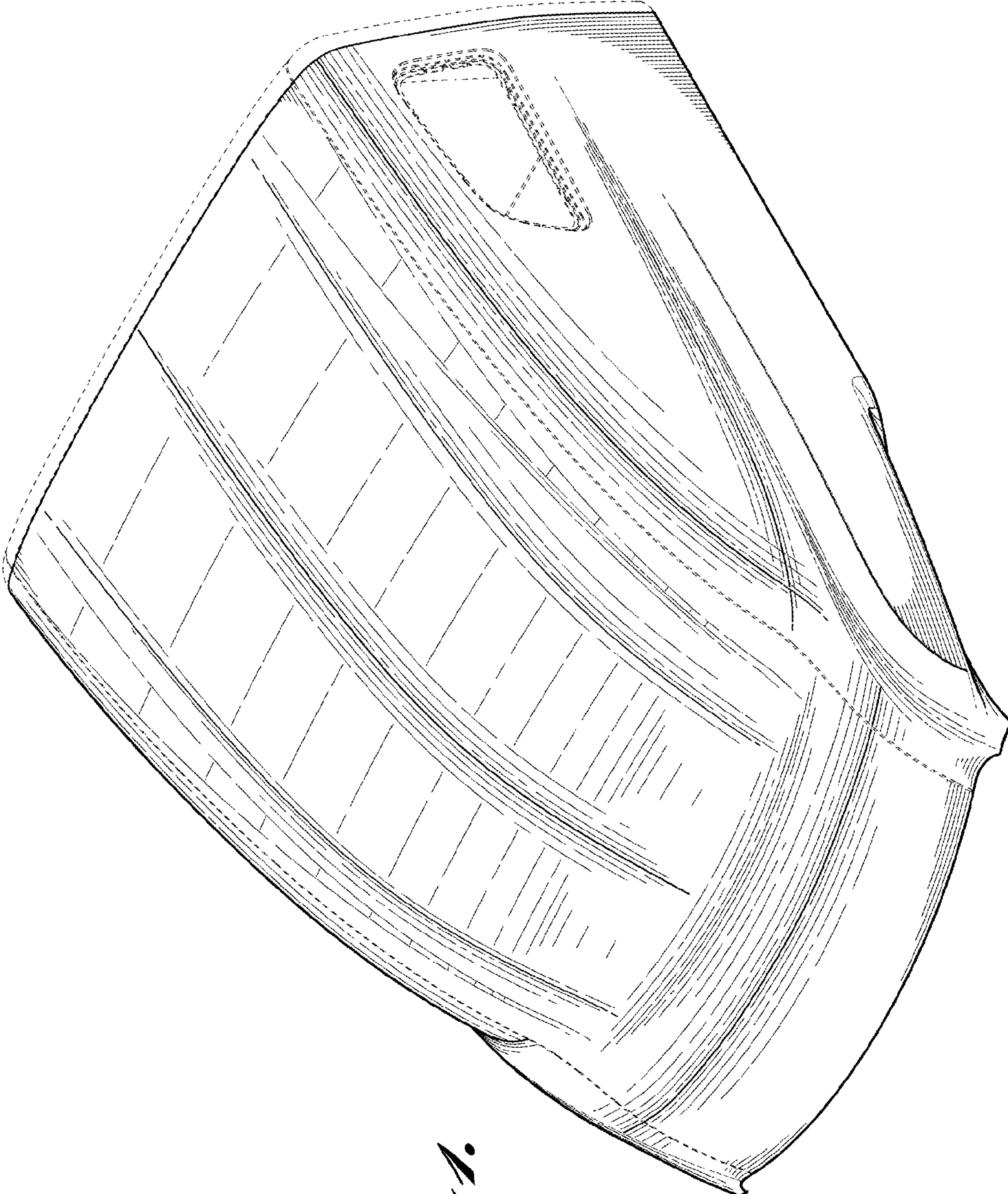


Fig. 1.

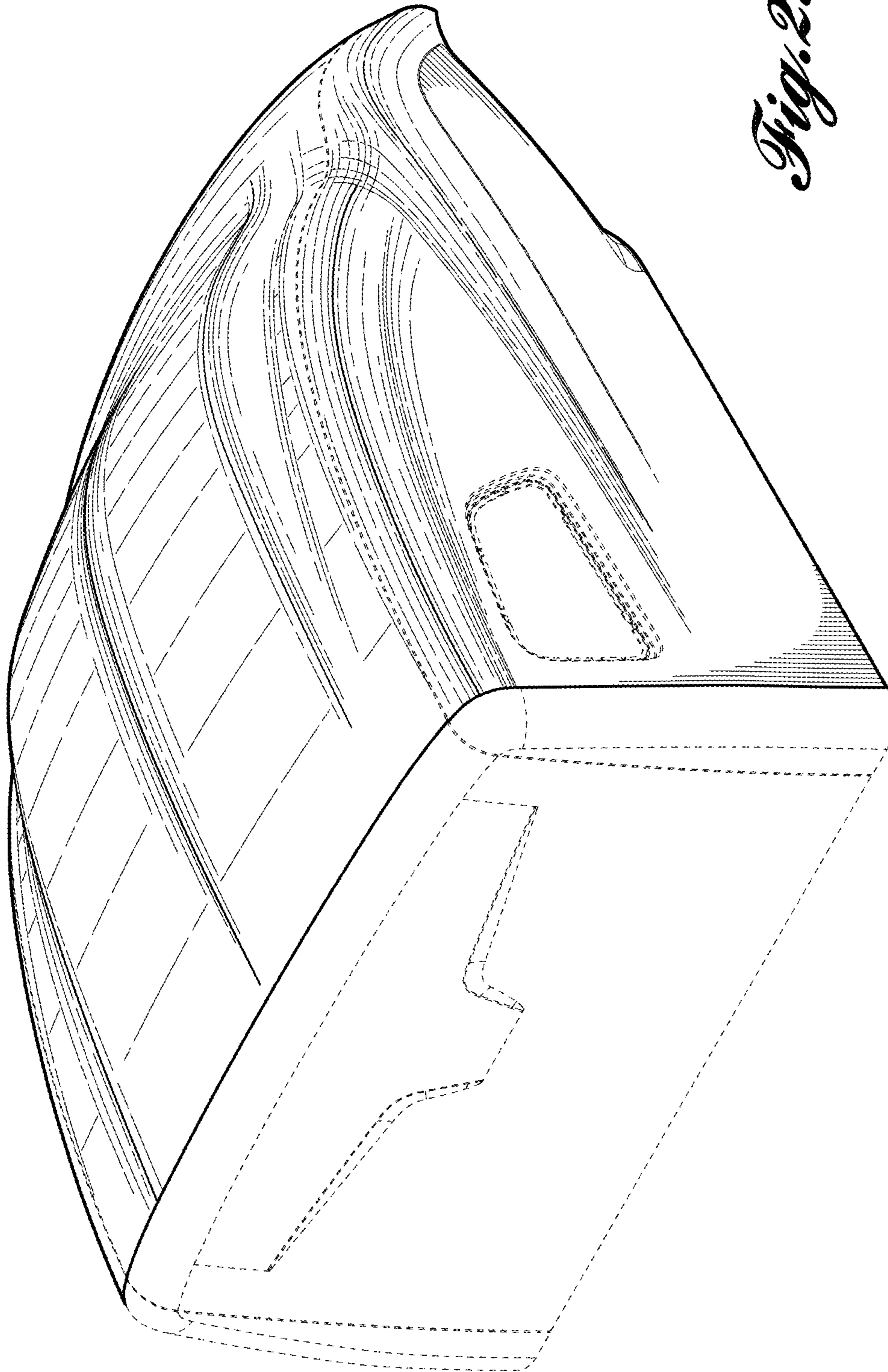


Fig. 2.

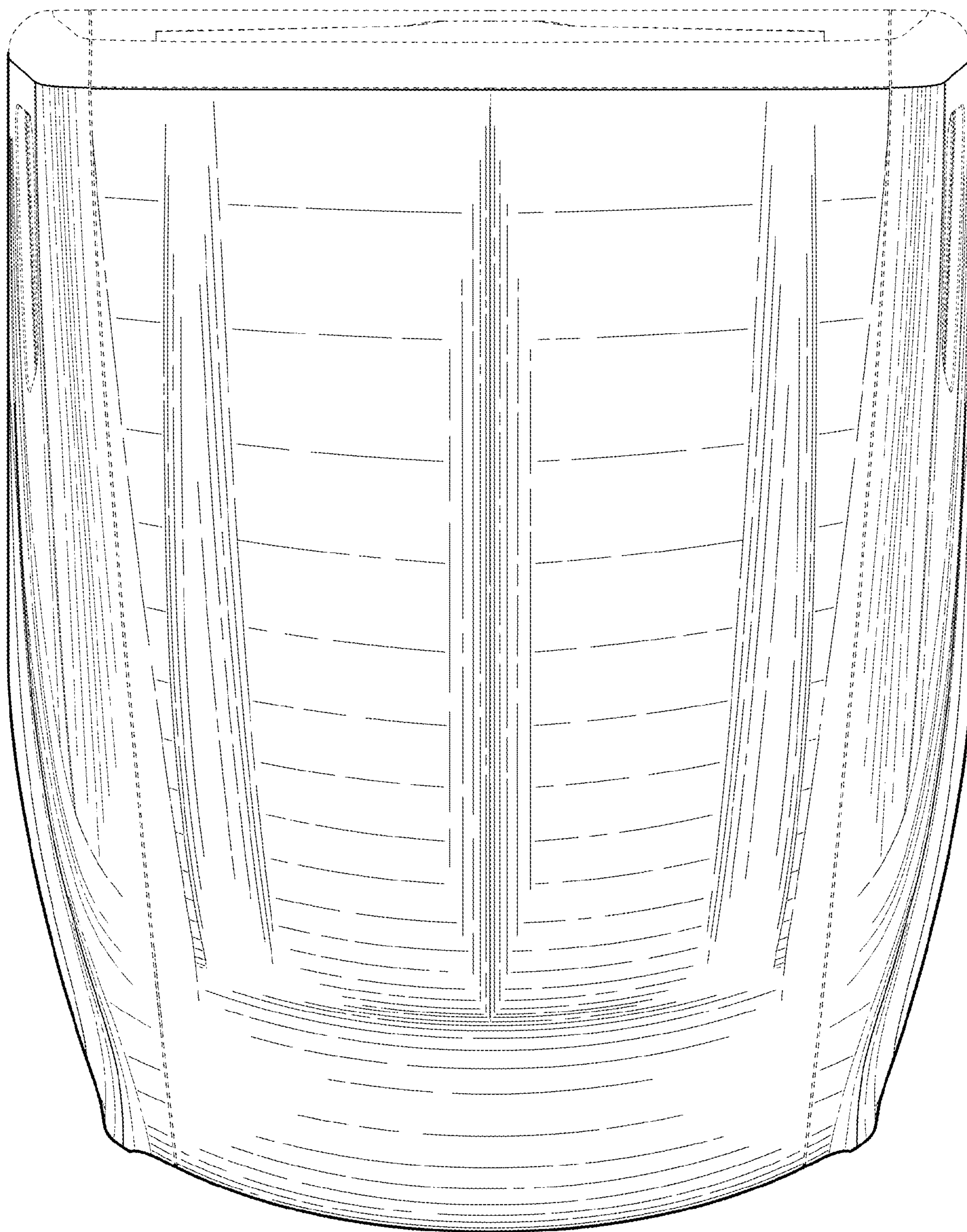


Fig. 3.

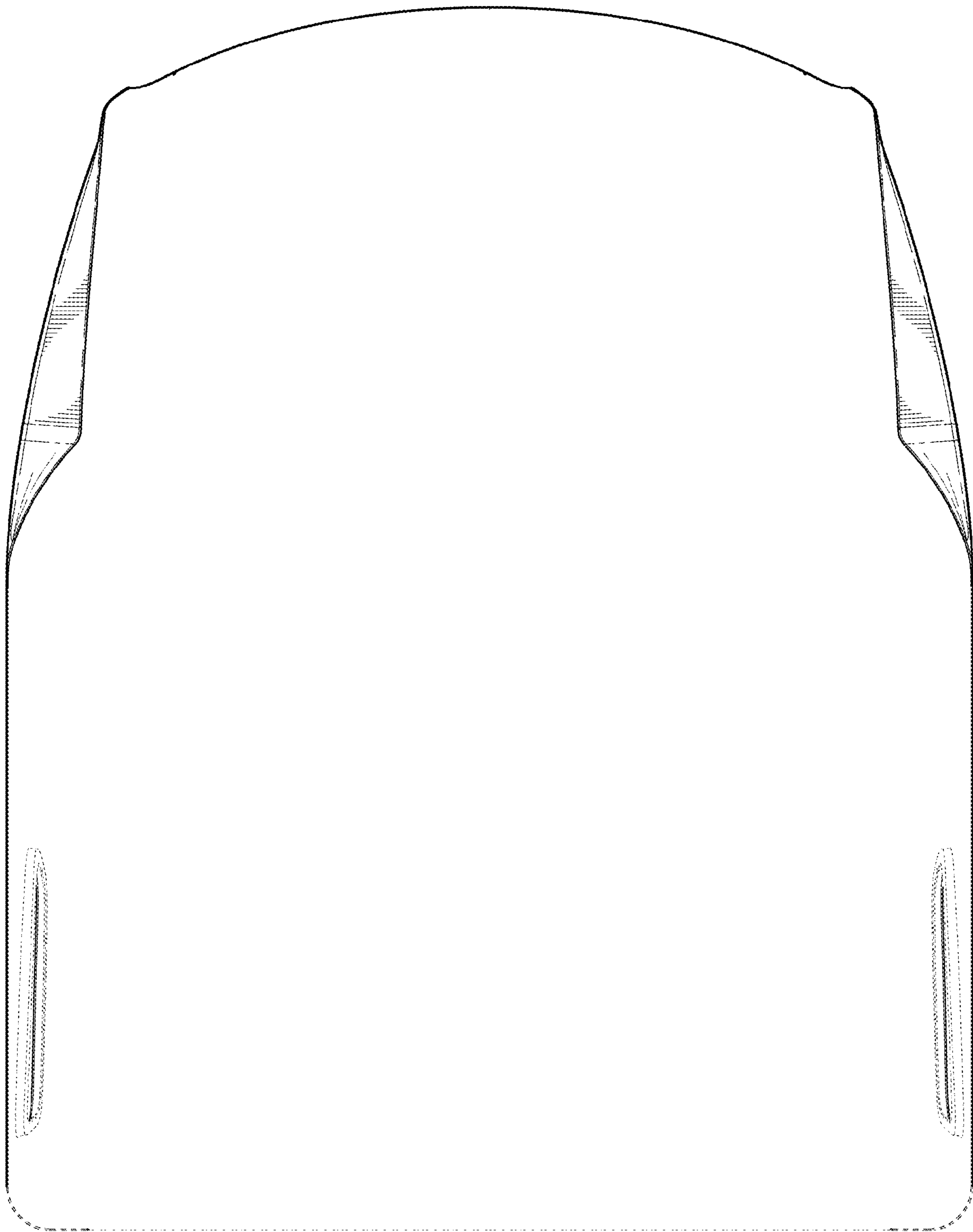


Fig. 4.

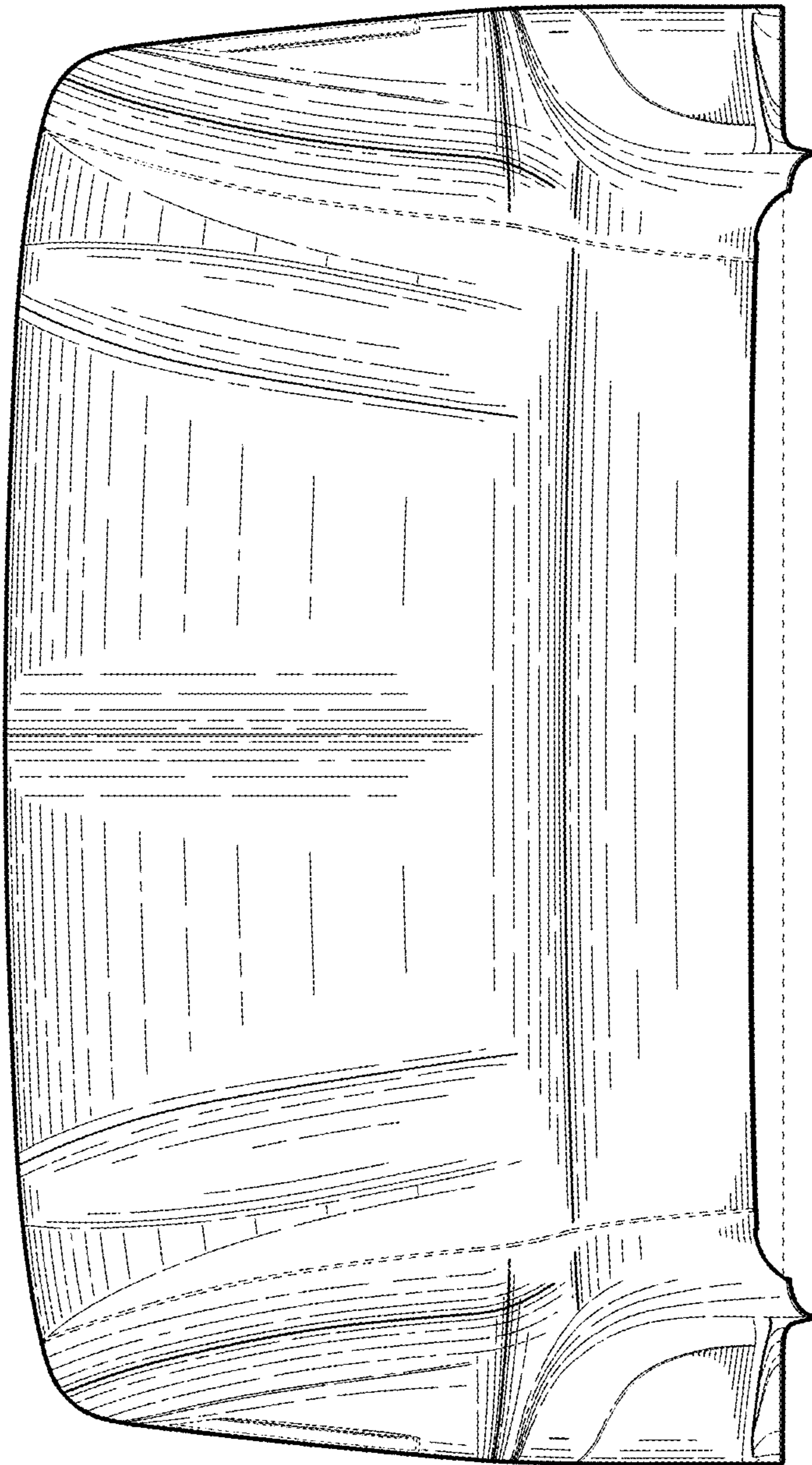


Fig. 5.

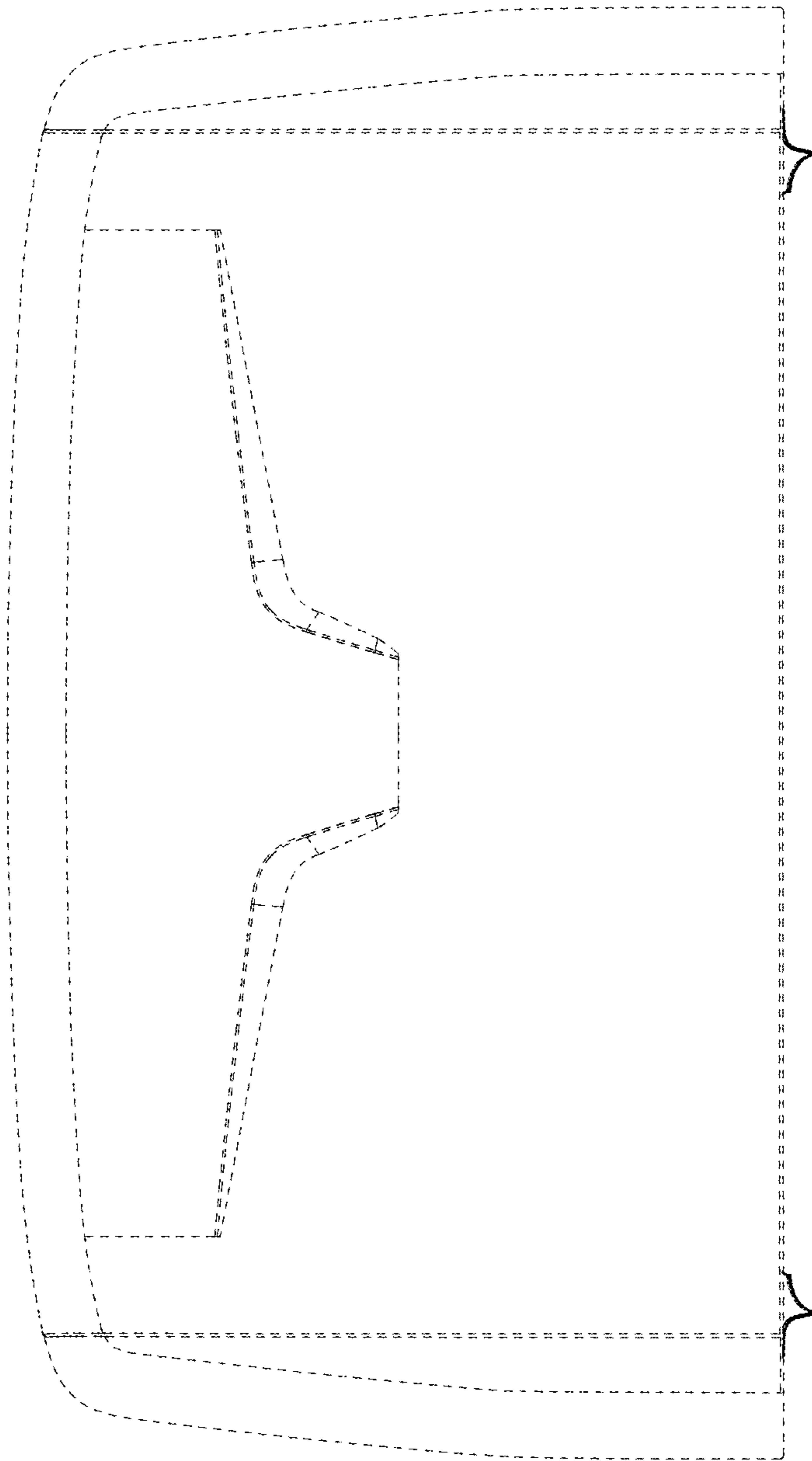


Fig. 6.

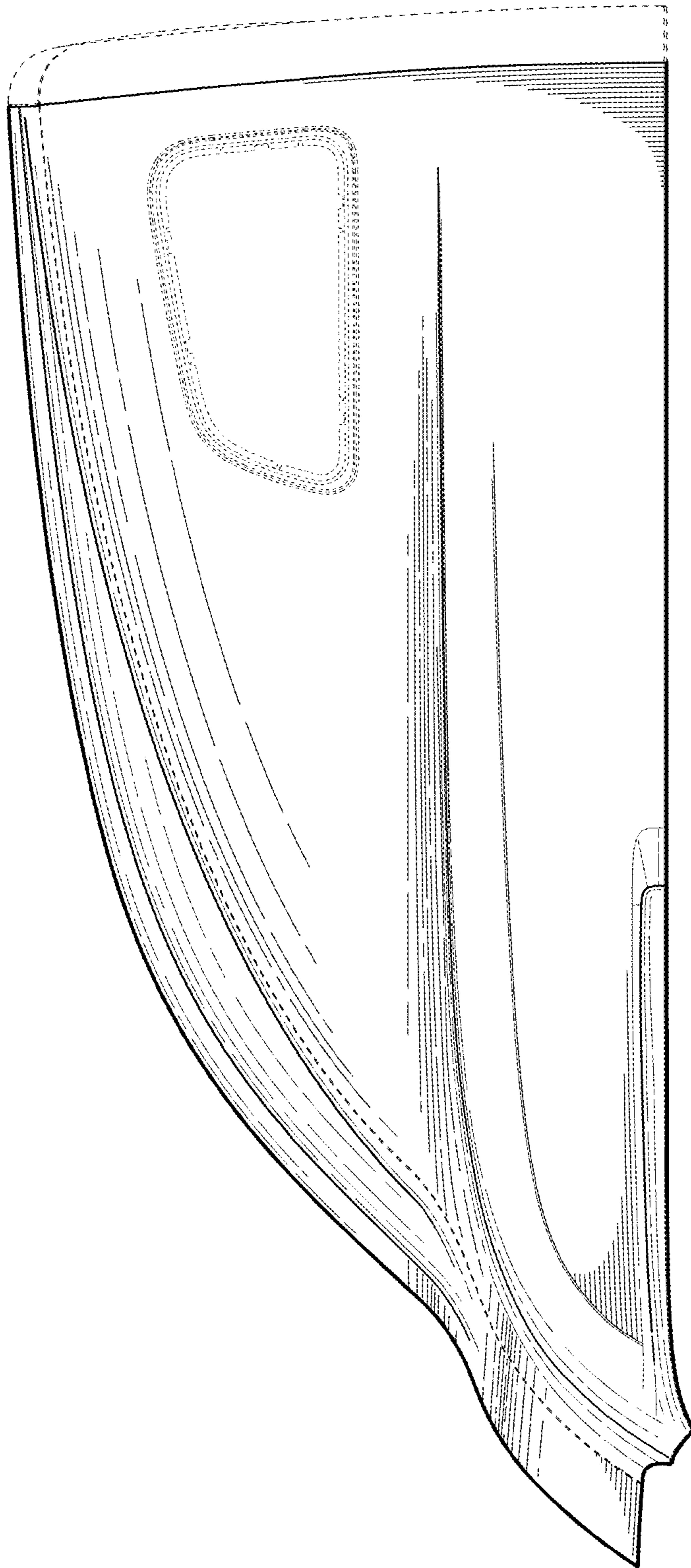


Fig. 7.

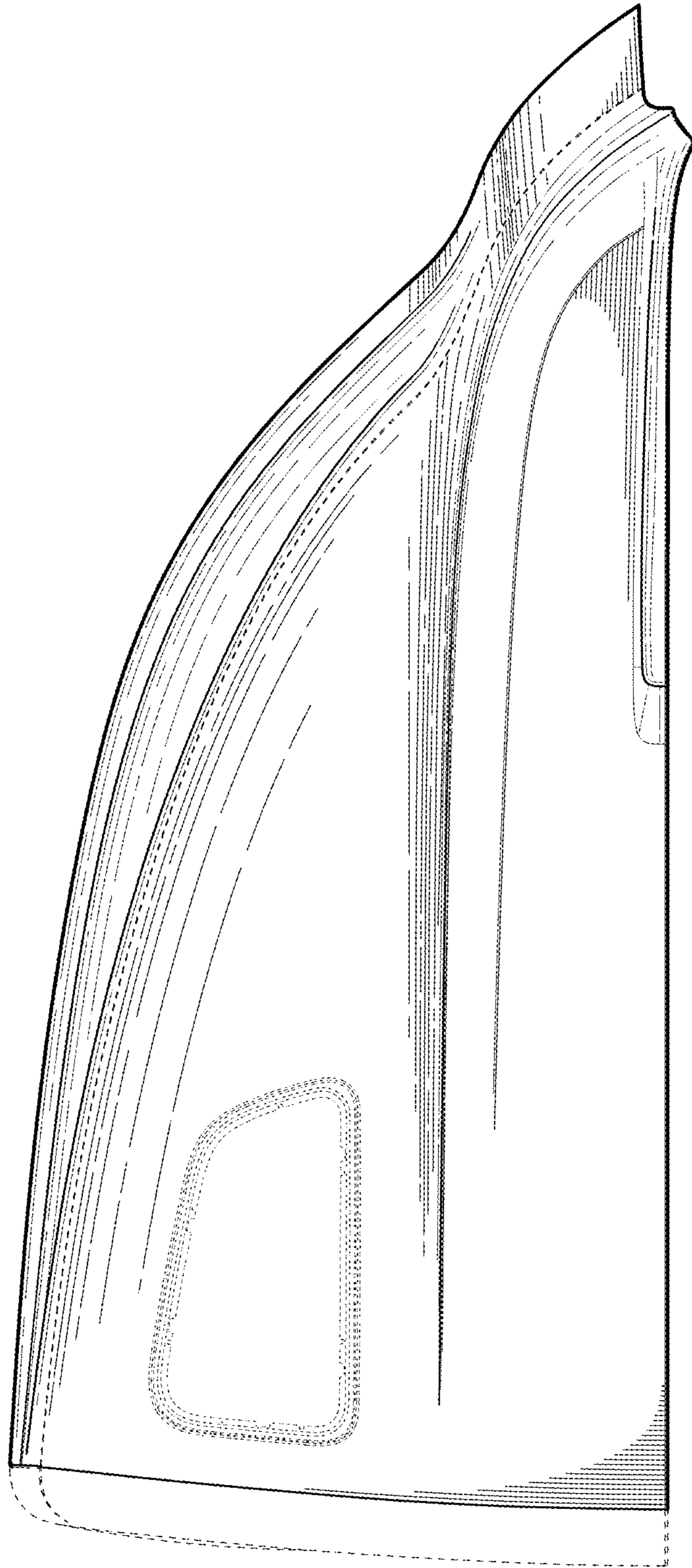


Fig. 8.

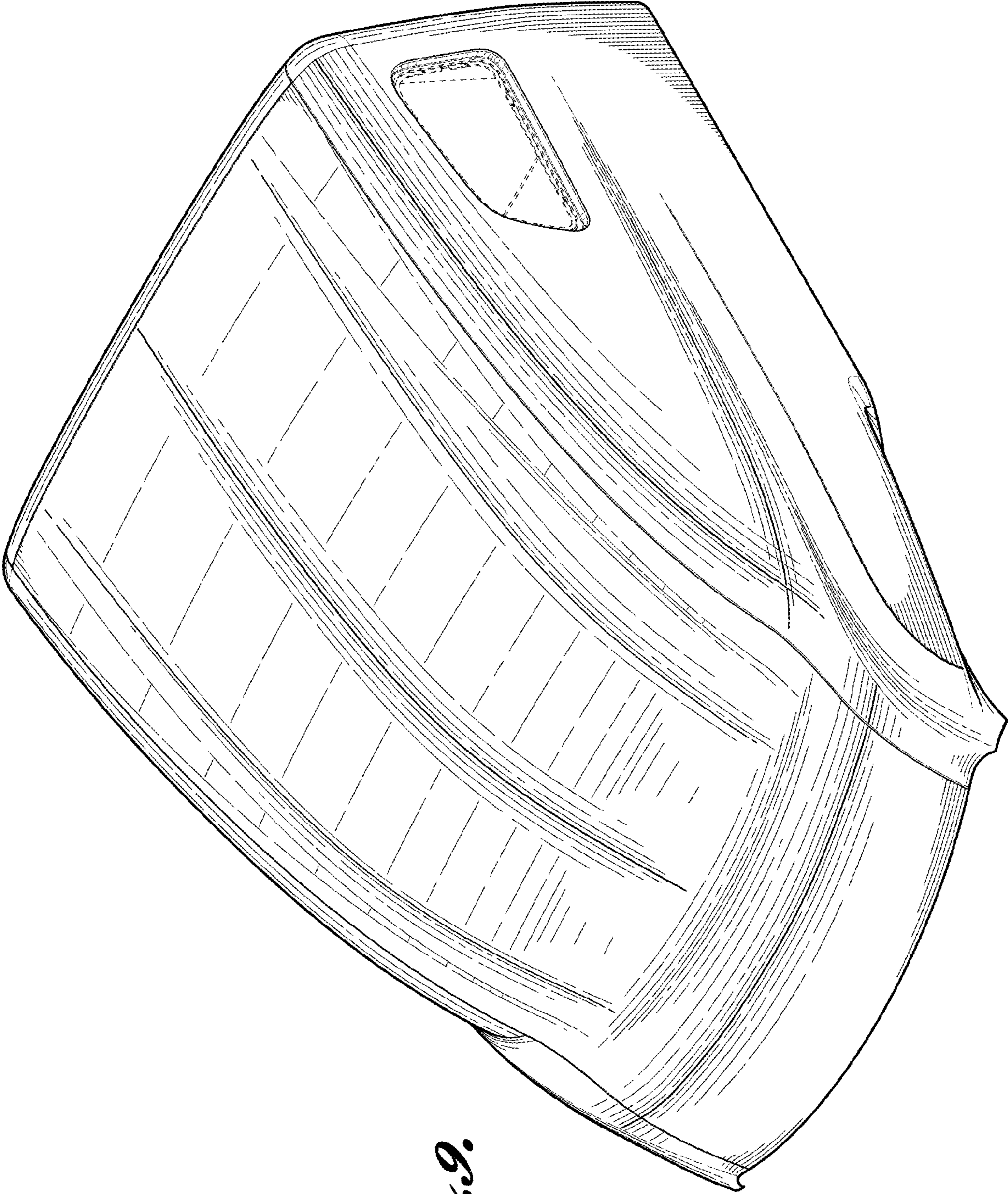


Fig. 9.

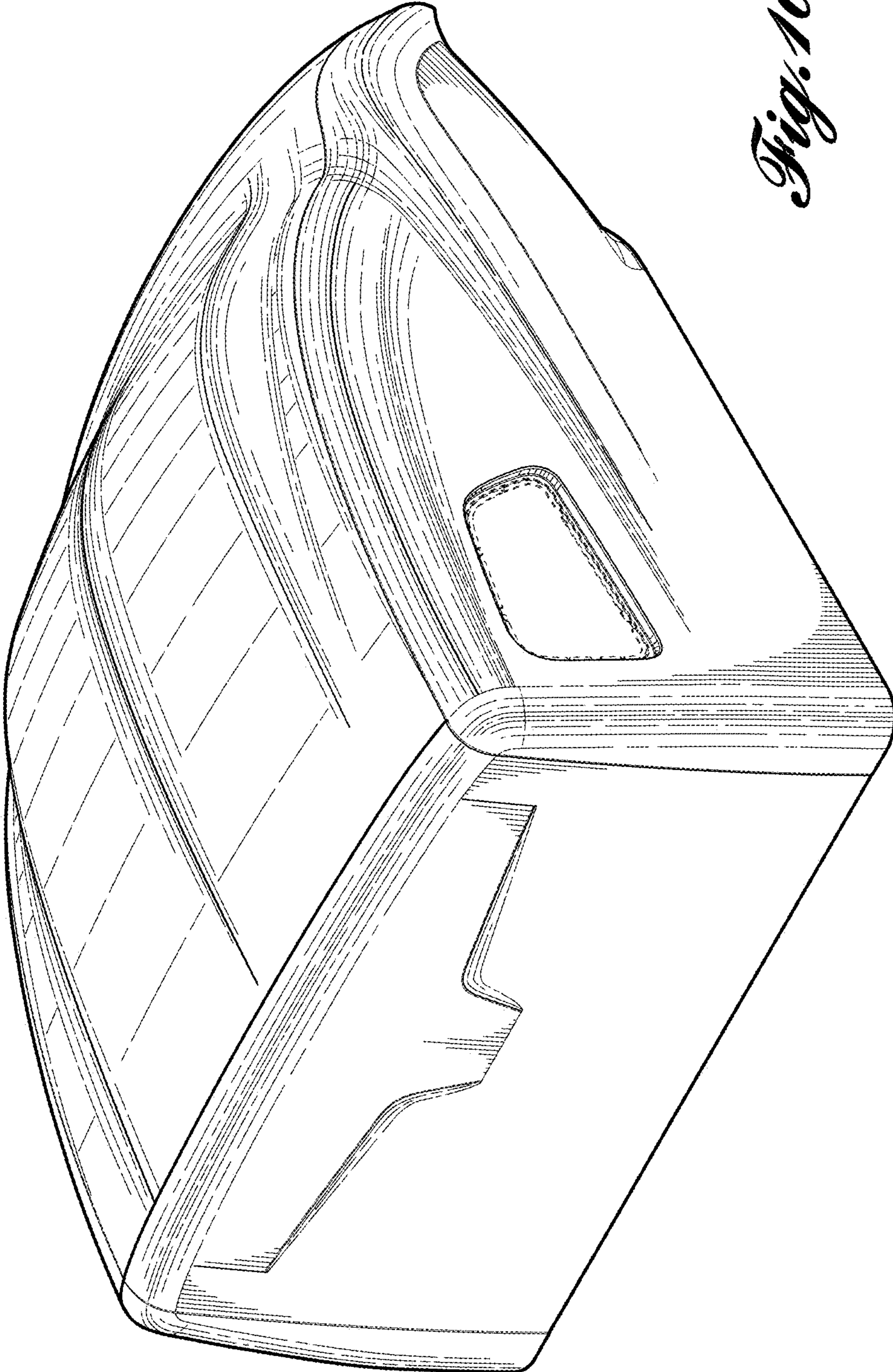


Fig. 10.

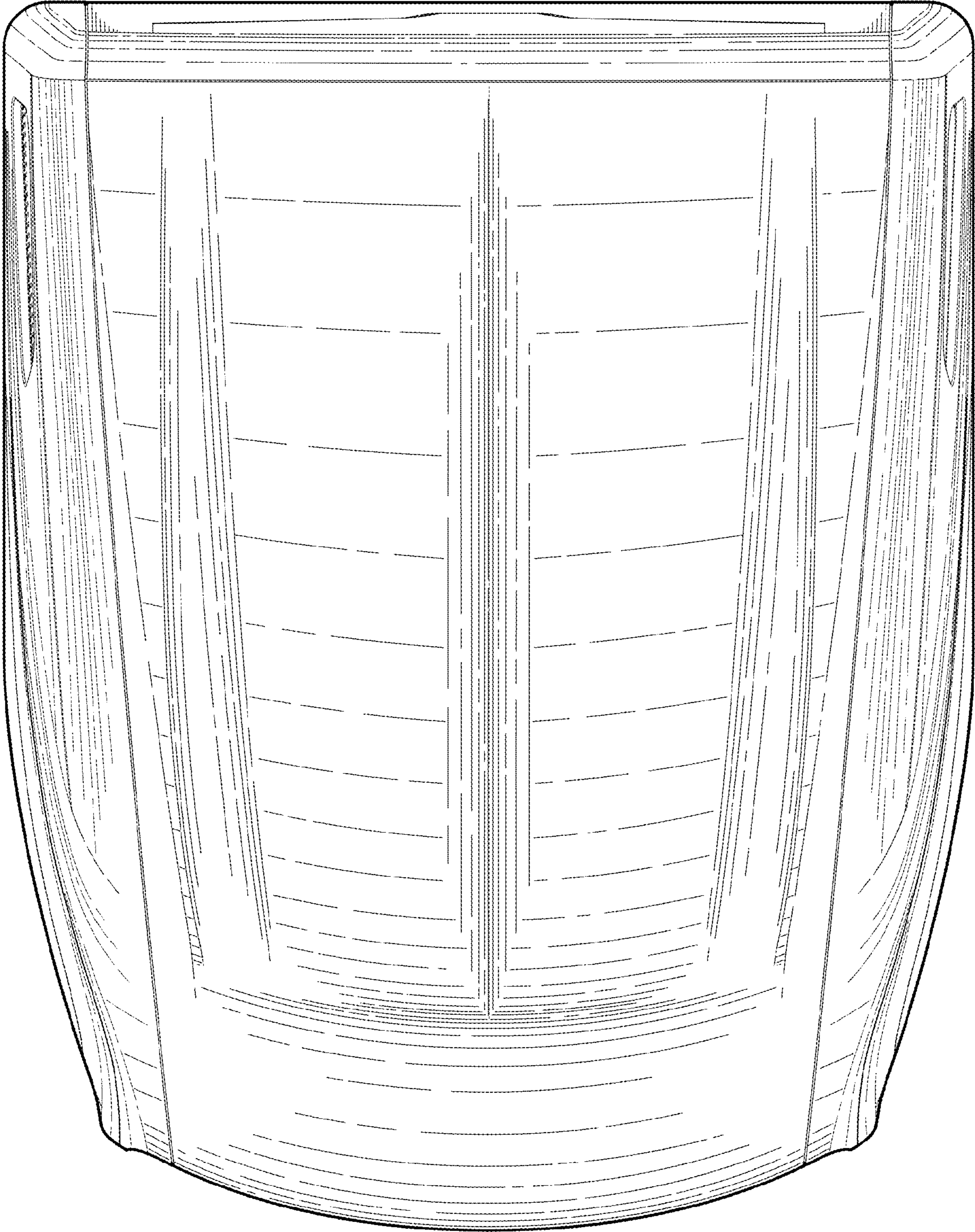


Fig. 11.

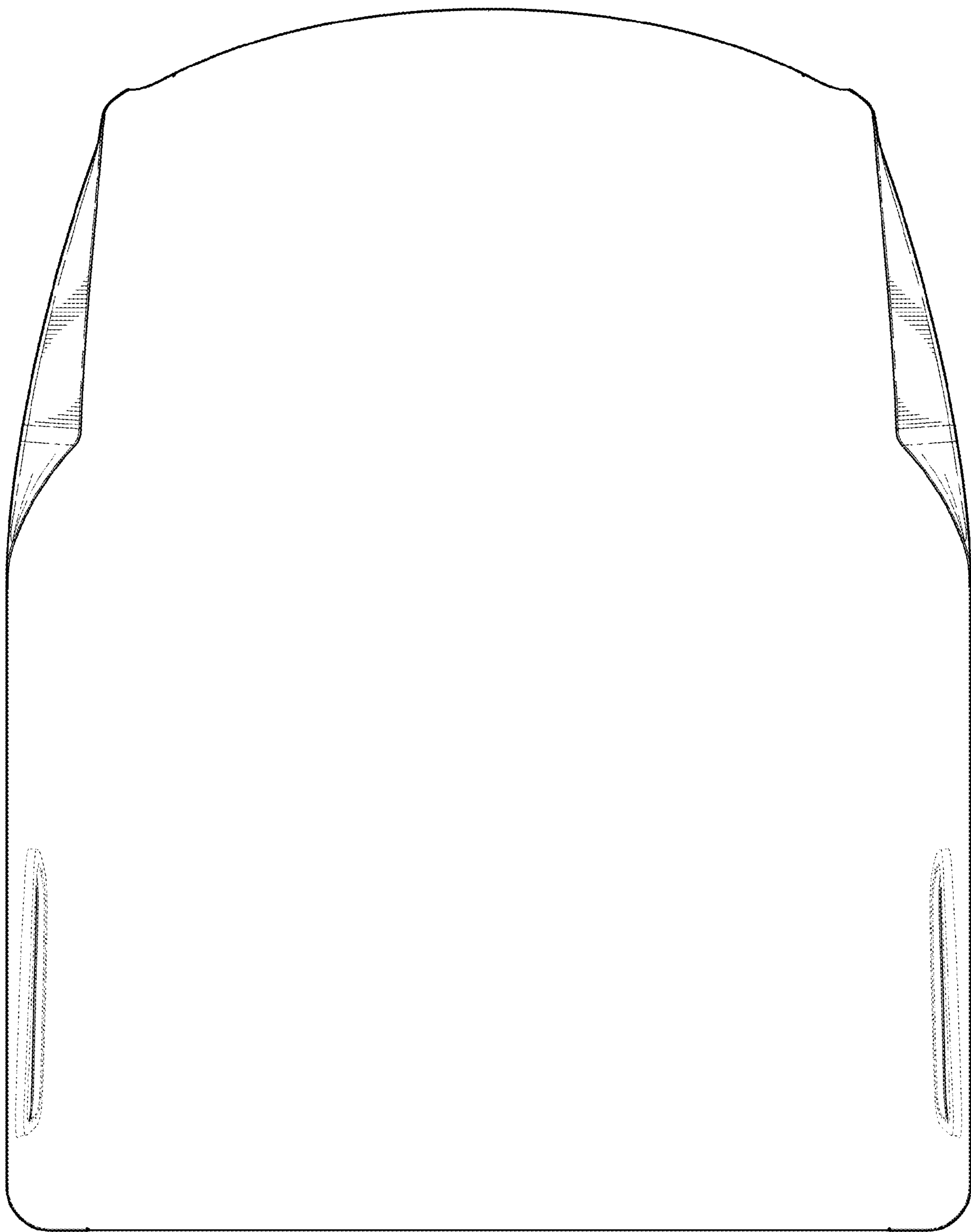


Fig. 12.

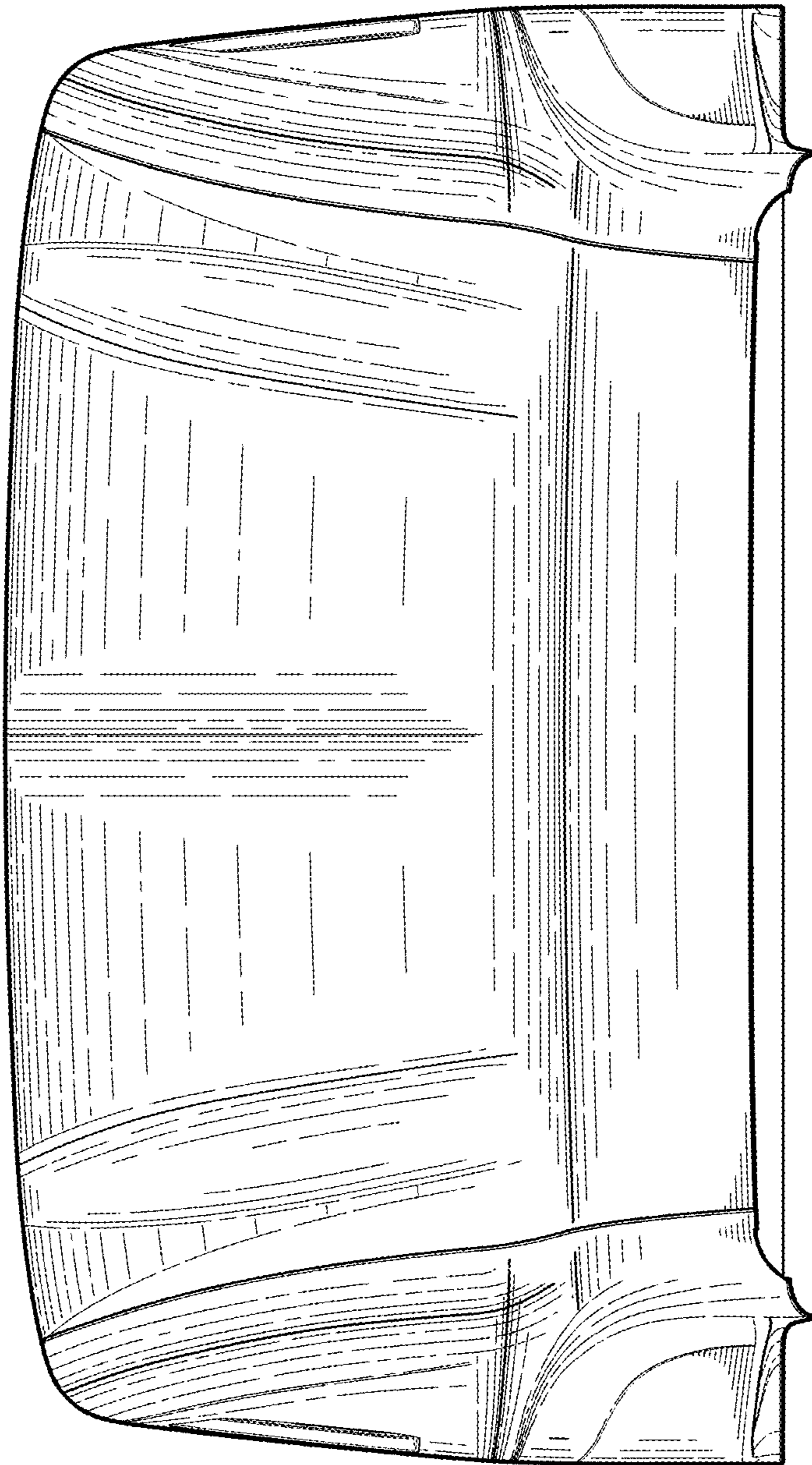


Fig. 13.

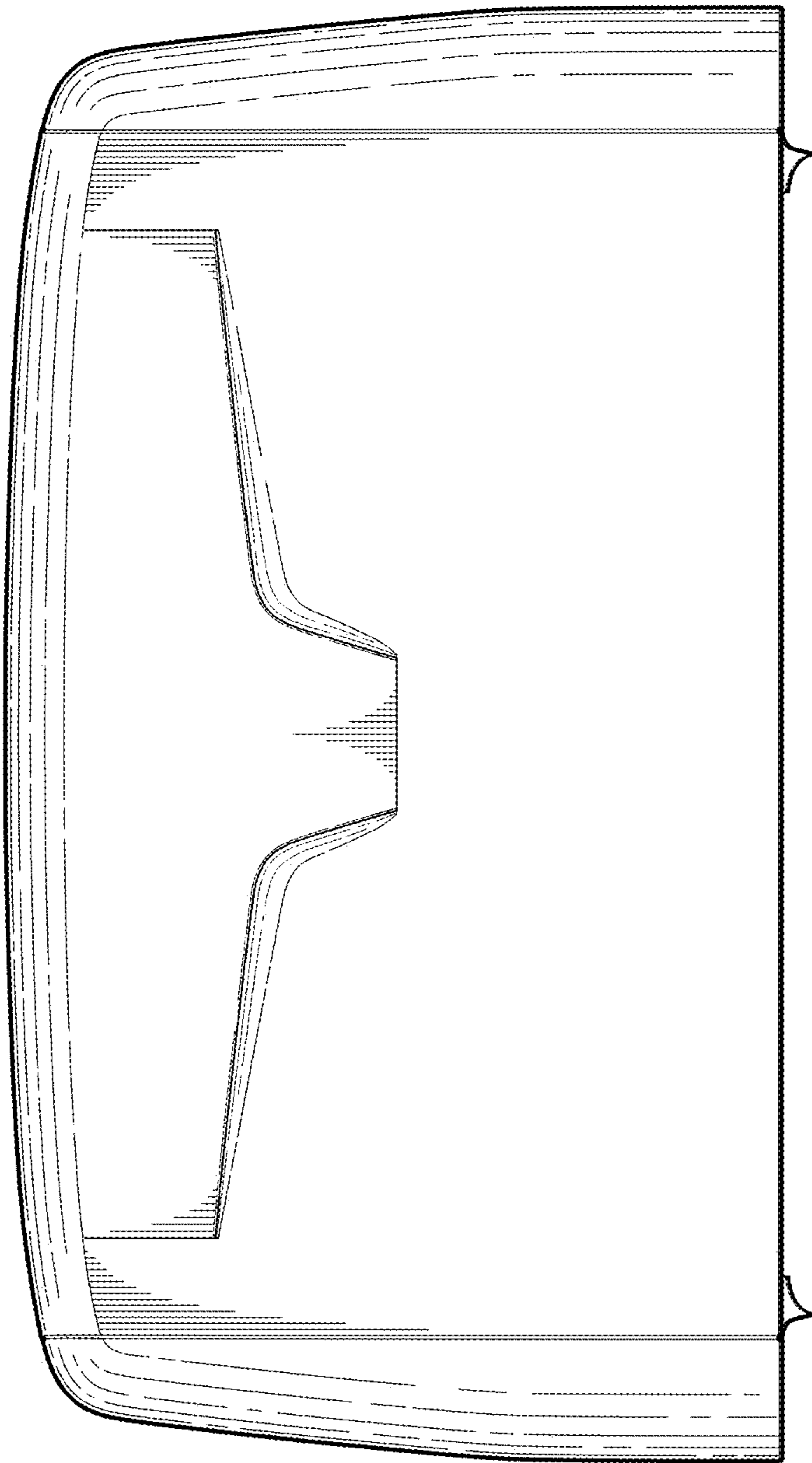


Fig. 14.

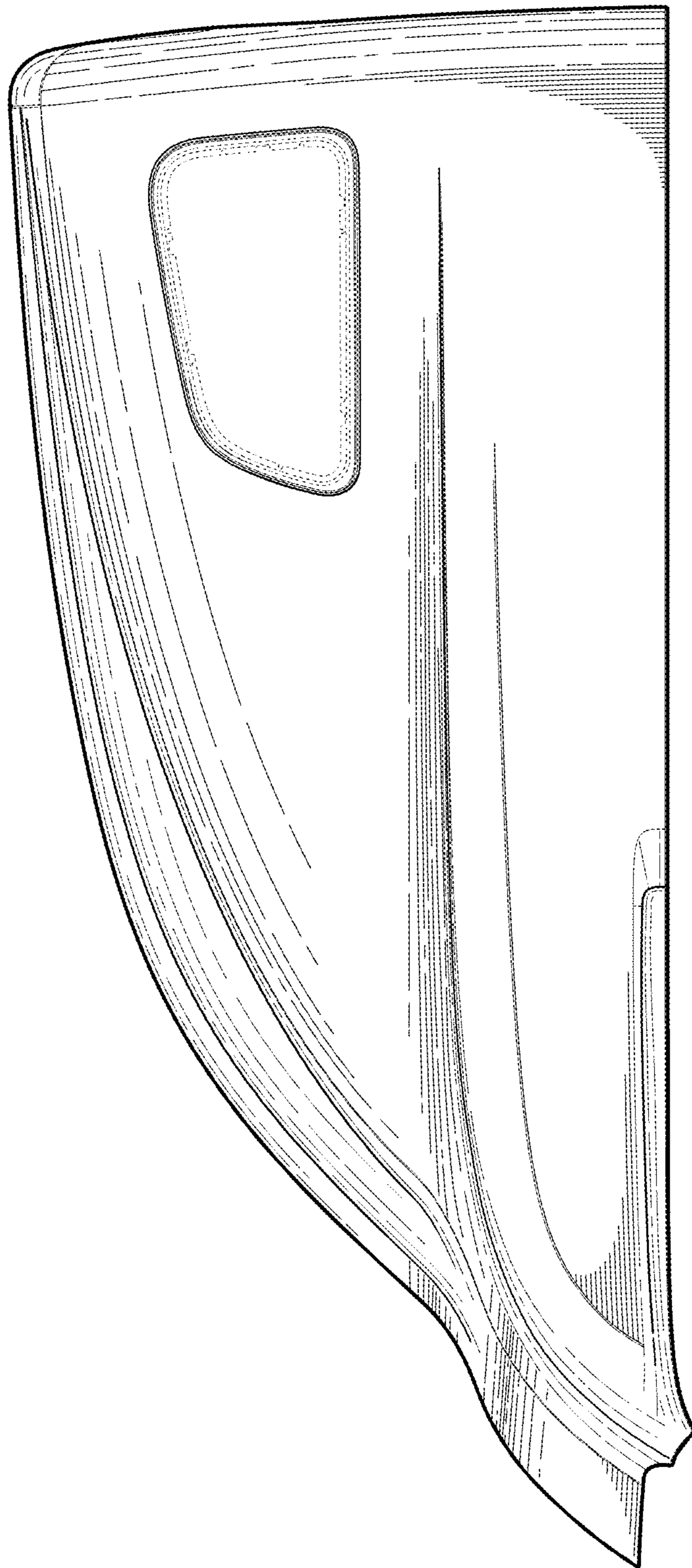


Fig. 15.

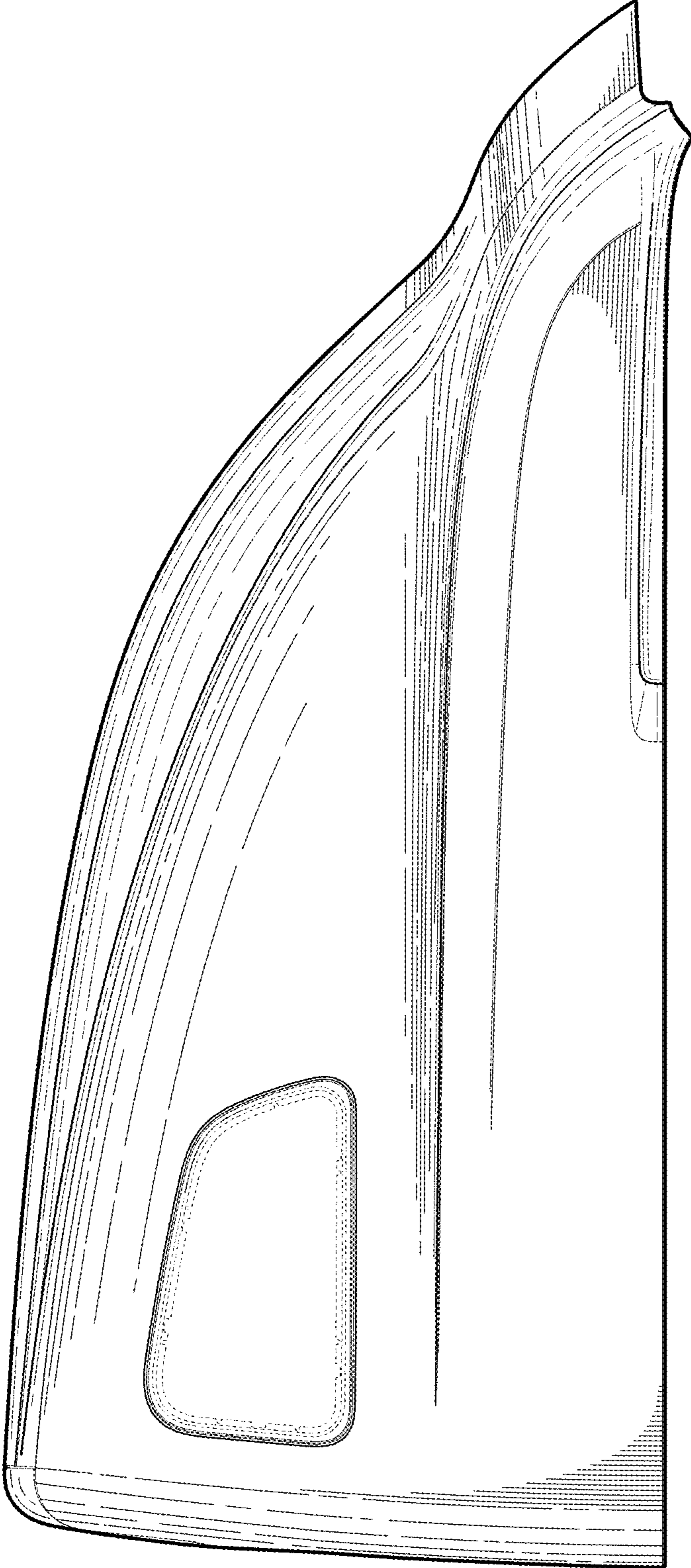


Fig. 16.