



US00D881084S

(12) **United States Design Patent**  
**Watanuki**

(10) **Patent No.:** **US D881,084 S**

(45) **Date of Patent:** **\*\* Apr. 14, 2020**

(54) **FRONT BUMPER FOR AUTOMOBILE**

(71) Applicant: **Honda Motor Co., Ltd.**, Tokyo (JP)

(72) Inventor: **Shigeru Watanuki**, Wako (JP)

(73) Assignee: **Honda Motor Co., Ltd.**, Tokyo (JP)

(\*\*) Term: **15 Years**

(21) Appl. No.: **29/658,077**

(22) Filed: **Jul. 27, 2018**

(30) **Foreign Application Priority Data**

Jan. 31, 2018 (JP) ..... 2018-001860

(51) **LOC (12) Cl.** ..... **12-16**

(52) **U.S. Cl.**  
USPC ..... **D12/169**

(58) **Field of Classification Search**  
USPC ..... D12/169, 196, 86, 90-92; 293/102, 113,  
293/115, 117, 120; 296/180.1, 180.2  
CPC ..... B60R 19/02; B60R 19/04; B62D 25/08  
See application file for complete search history.

(56) **References Cited**

**U.S. PATENT DOCUMENTS**

D716,199 S	*	10/2014	Beermann	.....	D12/169
D725,011 S	*	3/2015	Kobayashi	.....	D12/169
D725,012 S	*	3/2015	Murase	.....	D12/169
D735,096 S	*	7/2015	Nissl	.....	D12/169
D772,120 S	*	11/2016	Luk	.....	D12/169
D772,122 S	*	11/2016	Zurian	.....	D12/169

D781,189 S	*	3/2017	Kim	.....	D12/169
D781,190 S	*	3/2017	Choi	.....	D12/169
D792,297 S	*	7/2017	Komuro	.....	D12/169
D793,925 S	*	8/2017	Park	.....	D12/169
D803,112 S	*	11/2017	Tomita	.....	D12/169
D817,824 S	*	5/2018	Al Attar	.....	D12/169
D820,743 S	*	6/2018	Al Attar	.....	D12/169
D825,412 S	*	8/2018	Luk	.....	D12/169
D825,414 S	*	8/2018	De Bono	.....	D12/169
D844,508 S	*	4/2019	Elstner	.....	D12/169
D856,226 S	*	8/2019	Shin	.....	D12/169

\* cited by examiner

*Primary Examiner* — Melody N Brown

(74) *Attorney, Agent, or Firm* — Plumsea Law Group, LLC

(57) **CLAIM**

The ornamental design for a front bumper for automobile, as shown and described.

**DESCRIPTION**

FIG. 1 is a front perspective view of a front bumper for automobile.  
FIG. 2 is a rear perspective view thereof.  
FIG. 3 is a front elevation view thereof.  
FIG. 4 is a right side elevation view thereof, the left side elevation view being a mirror image thereof.  
FIG. 5 is a top plan view thereof; and,  
FIG. 6 is a bottom plan view thereof.  
The broken lines shown in the drawings illustrate portions of the front bumper for automobile that form no part of the claimed design.

**1 Claim, 6 Drawing Sheets**

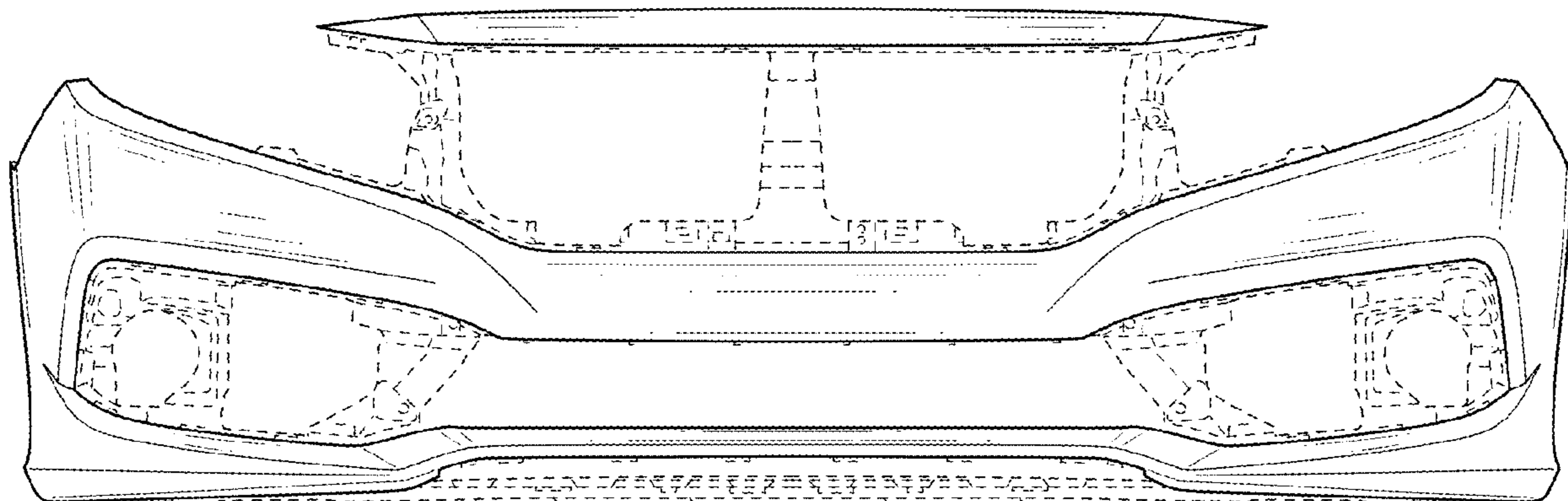


FIG. 1

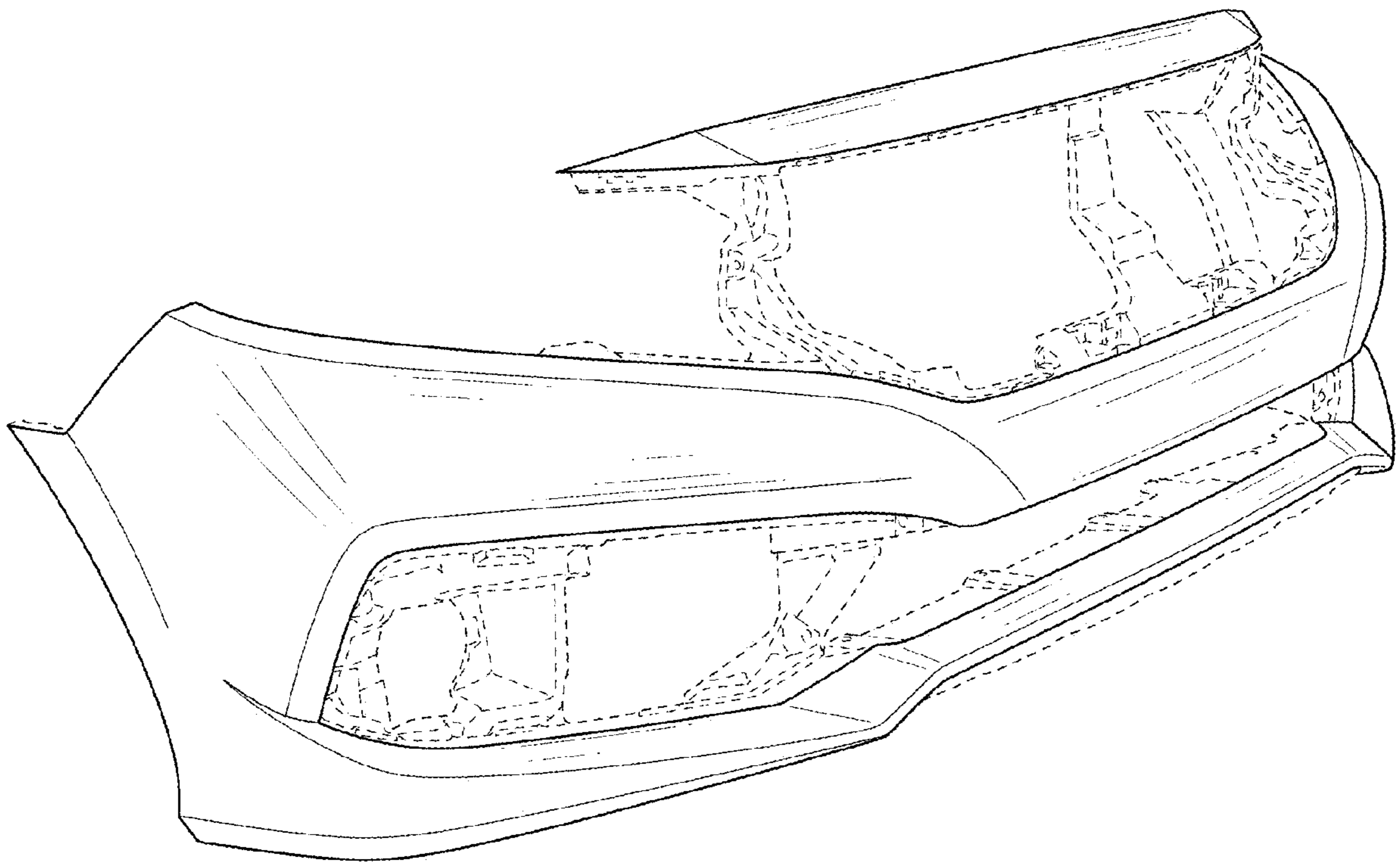


FIG. 2

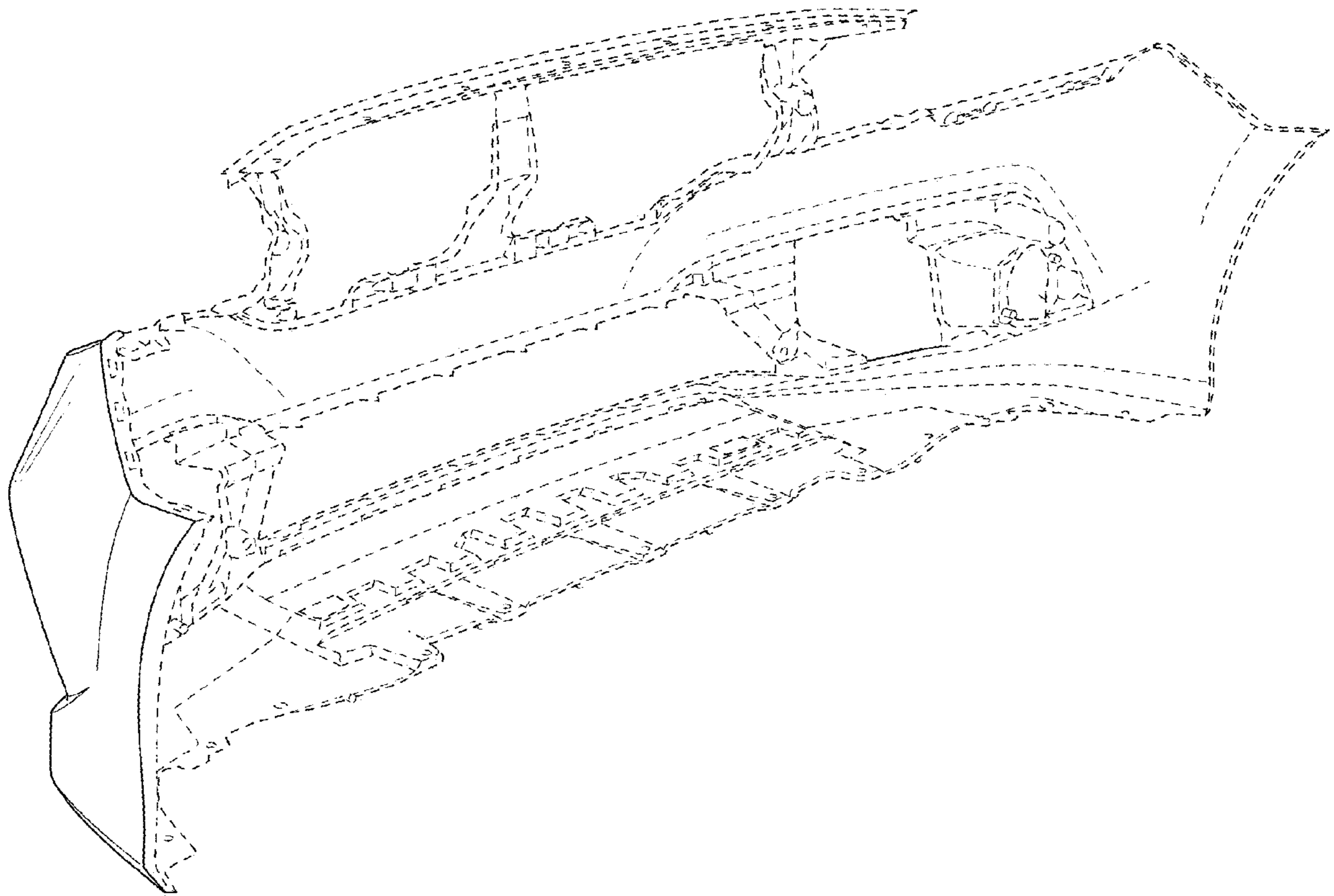


FIG. 3

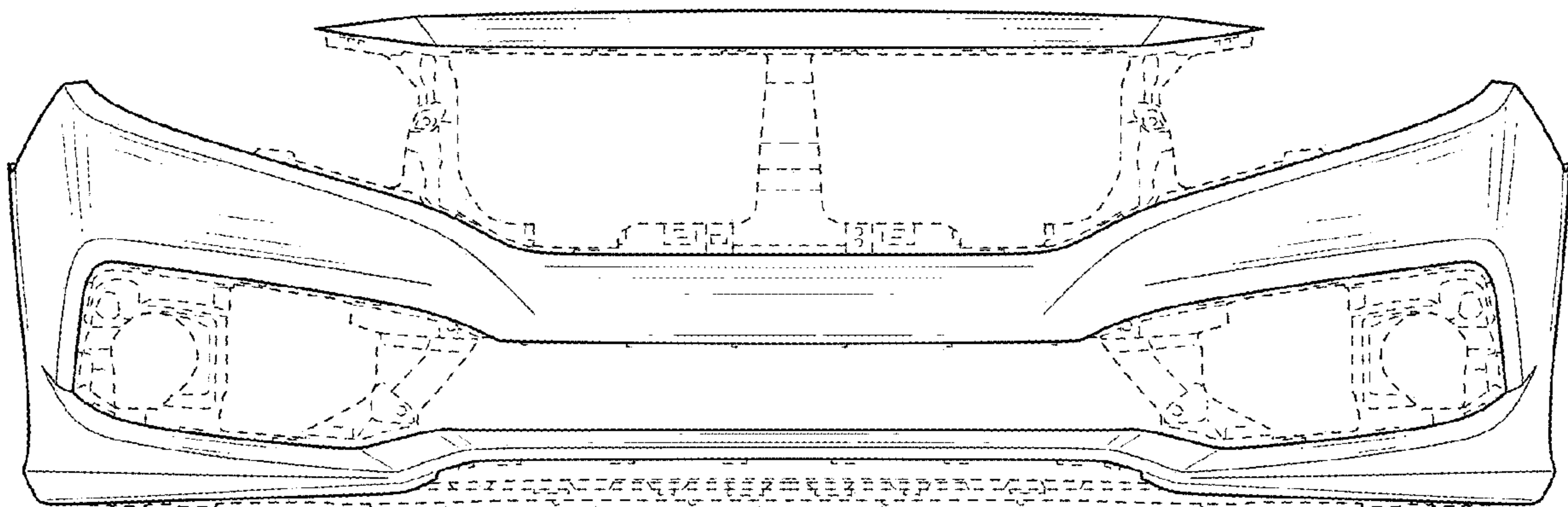


FIG. 4

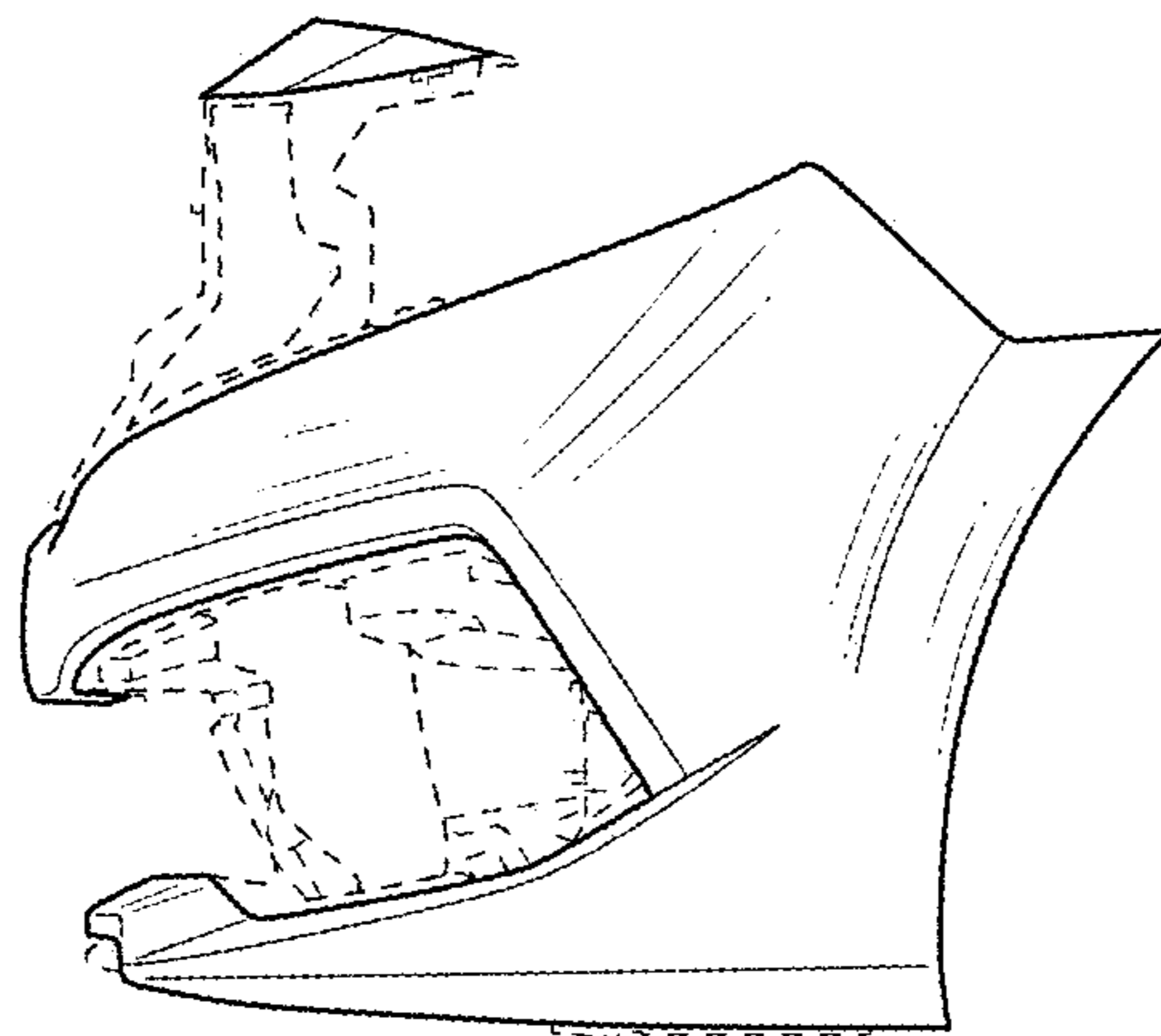


FIG. 5

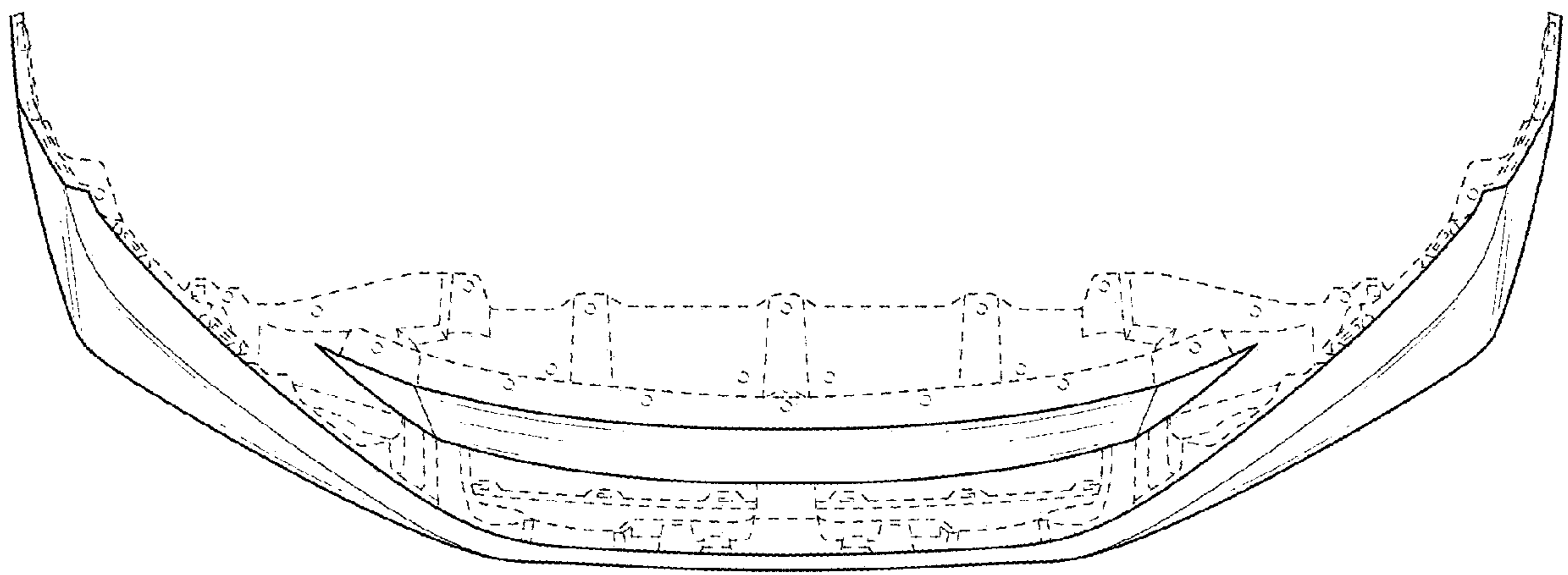


FIG. 6

