



US00D881082S

(12) **United States Design Patent** (10) **Patent No.:** **US D881,082 S**  
**Tovey et al.** (45) **Date of Patent:** **\*\* Apr. 14, 2020**

- (54) **FRONT PORTION OF A VEHICLE**
- (71) Applicant: **Jaguar Land Rover Limited**, Whitley Coventry (GB)
- (72) Inventors: **Simon Tovey**, Whitley Coventry (GB); **Matthew Beaven**, Whitley Coventry (GB)
- (73) Assignee: **Jaguar Land Rover Limited**, Whitley, Coventry (GB)
- (\*\*) Term: **15 Years**
- (21) Appl. No.: **29/679,527**
- (22) Filed: **Feb. 7, 2019**

**Related U.S. Application Data**

- (62) Division of application No. 29/624,949, filed on Nov. 6, 2017, now Pat. No. Des. 841,518.
- (51) **LOC (12) Cl.** ..... **12-16**
- (52) **U.S. Cl.**  
USPC ..... **D12/164**
- (58) **Field of Classification Search**  
USPC ..... D12/86, 90-92, 88, 164, 169; D21/421, D21/433, 434; 296/181.1, 181.5  
CPC ..... B62D 35/00; B62D 25/00; B62D 25/06; B62D 33/00  
See application file for complete search history.

(56) **References Cited**

**U.S. PATENT DOCUMENTS**

- D698,697 S \* 2/2014 Winkelmann ..... D12/91
- D719,878 S \* 12/2014 Webber ..... D12/92
- D725,007 S \* 3/2015 Beaven ..... D12/164
- D731,922 S \* 6/2015 Beaven ..... D12/91
- D739,305 S \* 9/2015 Gunnarson ..... D12/91

- D749,996 S \* 2/2016 Henstridge ..... D12/164
- D783,469 S \* 4/2017 Patel ..... D12/164
- D783,470 S \* 4/2017 Peat ..... D12/164
- D784,856 S \* 4/2017 Hatton ..... D12/91
- D807,246 S \* 1/2018 Peat ..... D12/164
- D807,788 S \* 1/2018 Hatton ..... D12/91
- D811,955 S \* 3/2018 Patel ..... D12/164
- D813,100 S \* 3/2018 Hatton ..... D12/92
- D833,339 S \* 11/2018 Patel ..... D12/164
- D838,216 S \* 1/2019 Peat ..... D12/164
- D839,141 S \* 1/2019 Beaven ..... D12/164
- D860,072 S \* 9/2019 Beckles ..... D12/164

\* cited by examiner

*Primary Examiner* — Melody N Brown

(74) *Attorney, Agent, or Firm* — Wood Herron & Evans LLP

(57) **CLAIM**


The ornamental design for a front portion of a vehicle, as shown and described.

**DESCRIPTION**

FIG. 1 is a right, front perspective view of a front portion of a vehicle showing our new design;  
 FIG. 2 is a left, front perspective view thereof;  
 FIG. 3 is a left, rear perspective view thereof;  
 FIG. 4 is a right, rear perspective view thereof;  
 FIG. 5 is a front view thereof.  
 FIG. 6 is a left side view thereof.  
 FIG. 7 is a right side view thereof; and,  
 FIG. 8 is a top view thereof.

The portions of the vehicle shown throughout the drawing views in de-emphasized and half-tone portions outside the broken lines and the broken lines representing the boundary and configuration of what is claimed as the design are for environmental and illustrative purposes only and form no part of the claimed design.

**1 Claim, 8 Drawing Sheets**



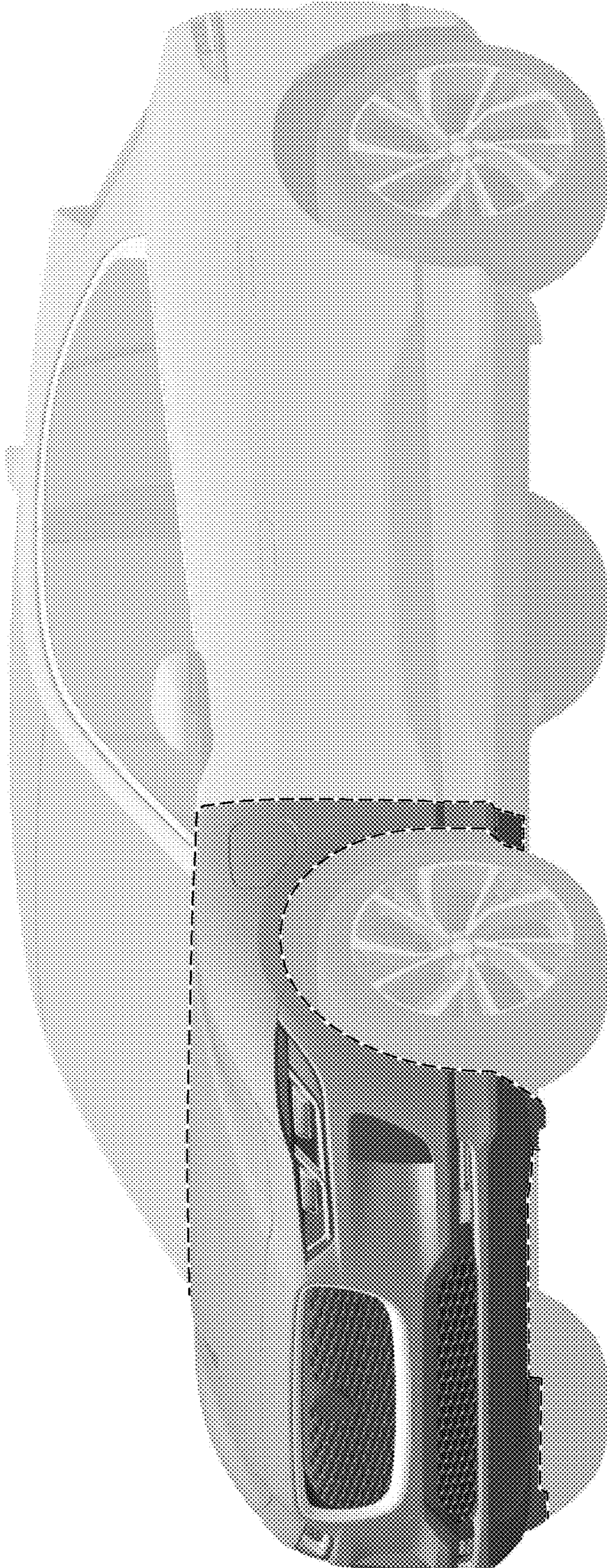


FIG. 1




FIG. 2

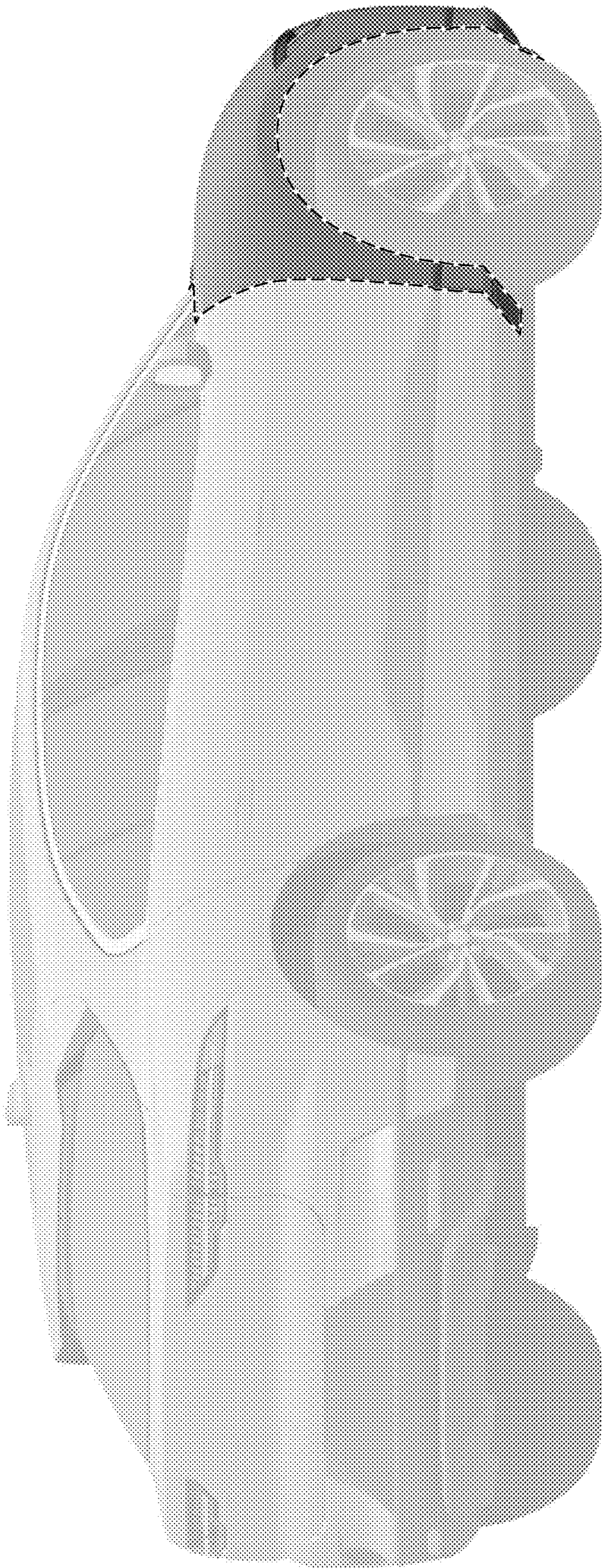


FIG. 3

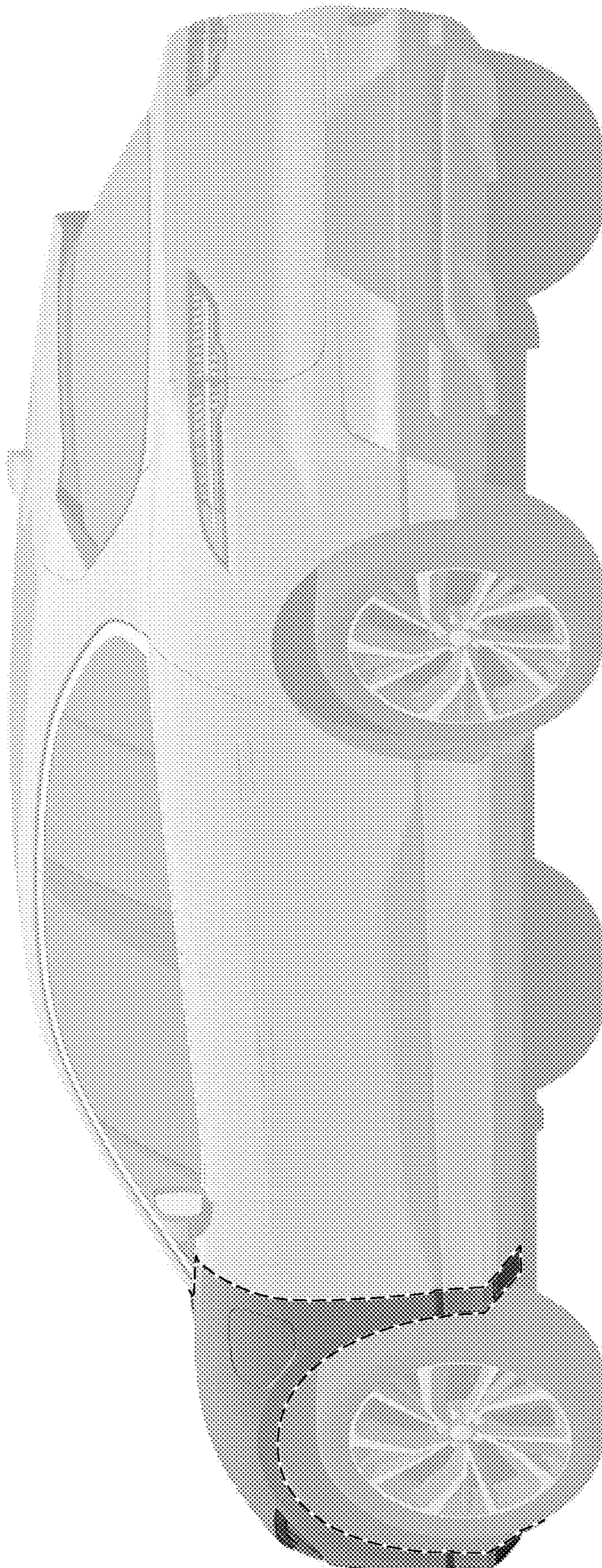


FIG. 4



FIG. 5




FIG. 6




FIG. 7





FIG. 8

UNITED STATES PATENT AND TRADEMARK OFFICE  
**CERTIFICATE OF CORRECTION**

PATENT NO. : D881,082 S  
APPLICATION NO. : 29/679527  
DATED : April 14, 2020  
INVENTOR(S) : Simon Tovey et al.

Page 1 of 1

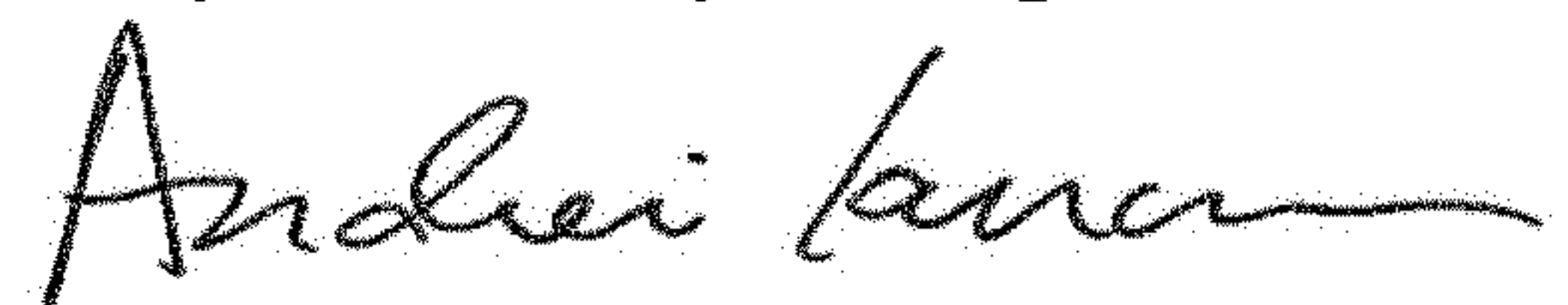
It is certified that error appears in the above-identified patent and that said Letters Patent is hereby corrected as shown below:

On the Title Page

After "Related U.S. Application Data", please insert item (30):

--Foreign Application Priority Data  
May 11, 2017 (EM) 003996917--.

Signed and Sealed this  
Twenty-ninth Day of September, 2020



Andrei Iancu  
*Director of the United States Patent and Trademark Office*