



US00D881081S

(12) **United States Design Patent** (10) **Patent No.:** **US D881,081 S**
Grewer (45) **Date of Patent:** **** Apr. 14, 2020**

(54) **FRONT PORTION OF A VEHICLE**
(71) Applicant: **Jaguar Land Rover Limited**, Whitley
Coventry (GB)
(72) Inventor: **Dale Grewer**, Whitley Coventry (GB)
(73) Assignee: **Jaguar Land Rover Limited**, Whitley,
Coventry (GB)
(**) Term: **15 Years**
(21) Appl. No.: **29/678,097**
(22) Filed: **Jan. 25, 2019**

Related U.S. Application Data

(62) Division of application No. 29/637,671, filed on Feb.
21, 2018, now Pat. No. Des. 840,274.
(51) **LOC (12) Cl.** **12-16**
(52) **U.S. Cl.**
USPC **D12/164**
(58) **Field of Classification Search**
USPC D12/86, 90-92, 88, 164, 169; D21/421,
D21/433, 434; 296/181.1, 181.5
CPC B62D 35/00; B62D 25/00; B62D 25/06;
B62D 33/00
See application file for complete search history.

References Cited

U.S. PATENT DOCUMENTS

D718,188 S * 11/2014 Wheel D12/91
D735,610 S * 8/2015 Wheel D12/91
D750,531 S * 3/2016 Watkins D12/91
D750,532 S * 3/2016 Frascella D12/91
D774,417 S * 12/2016 Watkins D12/91
D797,017 S * 9/2017 Henstridge D12/164
D805,959 S * 12/2017 Wheel D12/91

D805,960 S * 12/2017 Wheel D12/91
D807,228 S * 1/2018 Woolley D12/91
D817,817 S * 5/2018 Frascella D12/91
D818,399 S * 5/2018 Frascella D12/91
D834,468 S * 11/2018 Hill D12/164
D840,274 S * 2/2019 Grewer D12/91
D840,288 S * 2/2019 Frascella D12/164
D840,289 S * 2/2019 Frascella D12/164
D862,312 S * 10/2019 Frascella D12/164
D868,645 S * 12/2019 Battams D12/164

* cited by examiner

Primary Examiner — Melody N Brown

(74) *Attorney, Agent, or Firm* — Wood Herron & Evans
LLP

(57) **CLAIM**

The ornamental design for a front portion of a vehicle, as
shown and described.

DESCRIPTION

FIG. 1 is a right, front perspective view of a front portion of
a vehicle showing our new design;
FIG. 2 is a left, front perspective view thereof;
FIG. 3 is a left, rear perspective view thereof;
FIG. 4 is a right, rear perspective view thereof;
FIG. 5 is a front view thereof;
FIG. 6 is a left side view thereof;
FIG. 7 is a right side view thereof; and,
FIG. 8 is a top view thereof.

The portions of the vehicle shown throughout the drawing
views in de-emphasized and half-tone portions outside the
broken lines and the broken lines representing the boundary
and configuration of what is claimed as the design are for
environmental and illustrative purposes only and form no
part of the claimed design.

1 Claim, 8 Drawing Sheets





FIG. 1



FIG. 2



FIG. 3




FIG. 4



FIG. 5



FIG. 6



FIG. 7

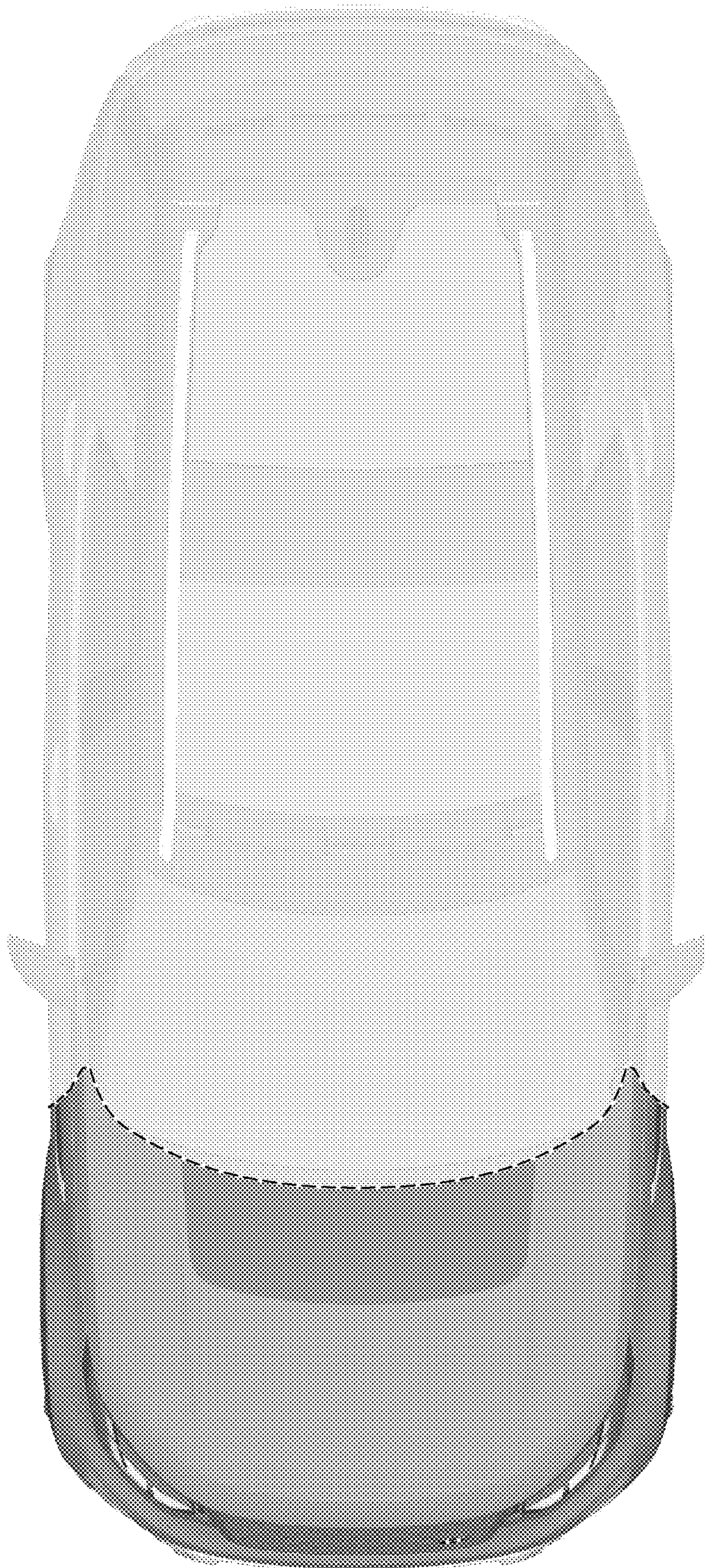


FIG. 8

UNITED STATES PATENT AND TRADEMARK OFFICE
CERTIFICATE OF CORRECTION

PATENT NO. : D881,081 S
APPLICATION NO. : 29/678097
DATED : April 14, 2020
INVENTOR(S) : Dale Grewer

Page 1 of 1

It is certified that error appears in the above-identified patent and that said Letters Patent is hereby corrected as shown below:

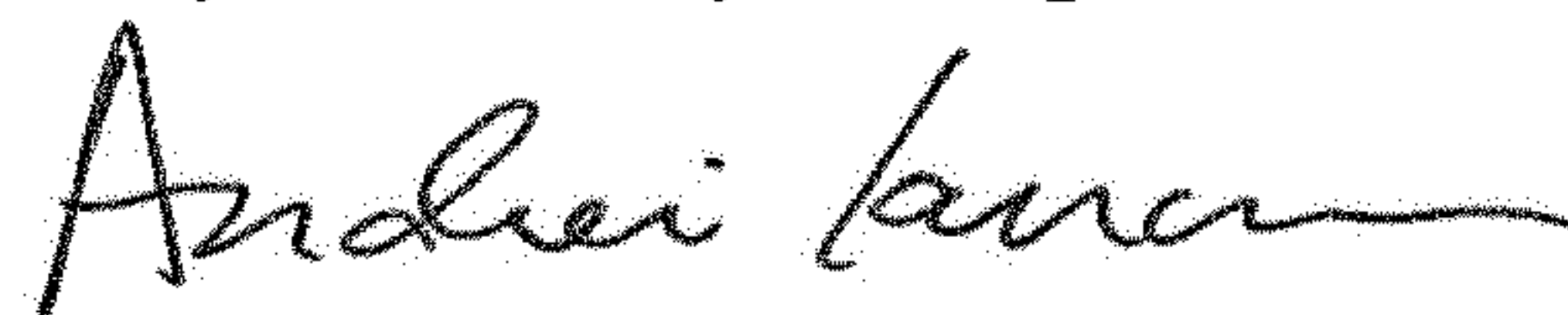
On the Title Page

After "Related U.S. Application Data", please insert item (30):

--Foreign Application Priority Data

August 31, 2017 [EM] 004174704--.

Signed and Sealed this
Twenty-ninth Day of September, 2020



Andrei Iancu
Director of the United States Patent and Trademark Office