



US00D881073S

(12) **United States Design Patent** (10) **Patent No.:** **US D881,073 S**
Donfrancesco et al. (45) **Date of Patent:** **** Apr. 14, 2020**

(54) **VEHICLE**
(71) Applicant: **Jaguar Land Rover Limited**, Whitley, Coventry (GB)
(72) Inventors: **Adam Donfrancesco**, Coventry (GB); **Graham Humphrys**, Coventry (GB)
(73) Assignee: **Jaguar Land Rover Limited**, Whitley, Coventry (GB)
(**) Term: **15 Years**
(21) Appl. No.: **29/653,011**
(22) Filed: **Jun. 12, 2018**

(30) **Foreign Application Priority Data**

Dec. 12, 2017 (EM) 004544294

(51) **LOC (12) Cl.** **12-08**

(52) **U.S. Cl.**
USPC **D12/92**

(58) **Field of Classification Search**
USPC D12/86, 90-92; D21/424, 433, 434; 296/181.1-181.5, 183.1
CPC B62D 25/00; B62D 25/06; B62D 33/00; B62D 35/00
See application file for complete search history.

(56) **References Cited**

U.S. PATENT DOCUMENTS

D686,535 S * 7/2013 Van Braeckel D12/92
D700,544 S * 3/2014 Ramaciotti D12/92
D704,101 S * 5/2014 Beaven D12/92
D705,129 S * 5/2014 Badstuebner D12/91
D706,174 S * 6/2014 Garand D12/92
D711,287 S * 8/2014 Butterworth D12/92
D711,288 S * 8/2014 Butterworth D12/92

D718,662 S * 12/2014 Ishizuka D12/92
D719,878 S * 12/2014 Webber D12/92
D726,074 S * 4/2015 Beaven D12/92
D740,177 S * 10/2015 Callum D12/92
D748,535 S * 2/2016 Hatton D12/92
D758,921 S * 6/2016 Hatton D12/92
D793,908 S * 8/2017 Hatton D12/92
D800,021 S * 10/2017 Hagino D12/92
D801,872 S * 11/2017 Buck D12/92
D811,943 S * 3/2018 Peat D12/92
D813,100 S * 3/2018 Hatton D12/92
D823,168 S * 7/2018 Bischoff D12/92
D832,144 S * 10/2018 Hatton D12/91
D840,268 S * 2/2019 Beaven D12/91
D841,520 S * 2/2019 Smith D12/92
D860,051 S * 9/2019 Buck D12/92

* cited by examiner

Primary Examiner — Melody N Brown

(74) *Attorney, Agent, or Firm* — Wood Herron & Evans LLP

(57) **CLAIM**

The ornamental design for a vehicle, as shown and described.

DESCRIPTION

FIG. 1 is a left, front perspective view of a vehicle showing our new design;

FIG. 2 is a right, rear perspective view thereof;

FIG. 3 is a front view thereof;

FIG. 4 is a rear view thereof;


FIG. 5 is a left side view thereof;

FIG. 6 is a right side view thereof; and,

FIG. 7 is a top view thereof.

The portions of the vehicle shown throughout the drawing views in broken lines are for environmental and illustrative purposes and form no part of the claimed design.

1 Claim, 7 Drawing Sheets



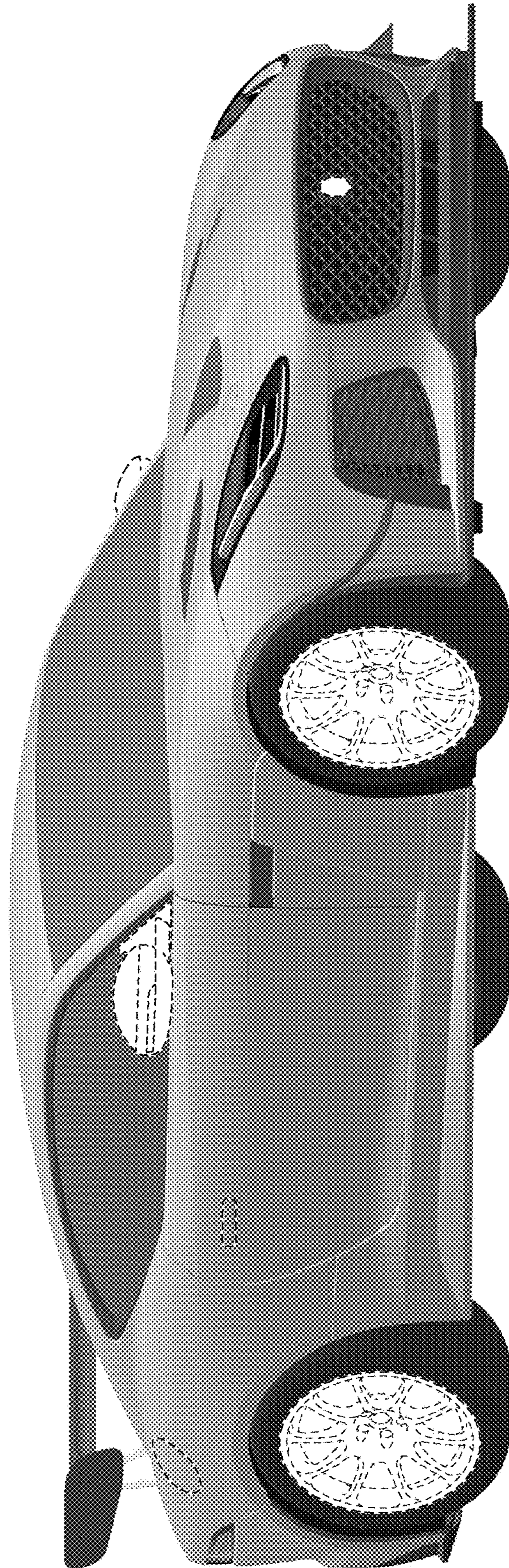


FIG. 1



FIG. 2



FIG. 3



FIG. 4




FIG. 5




FIG. 6

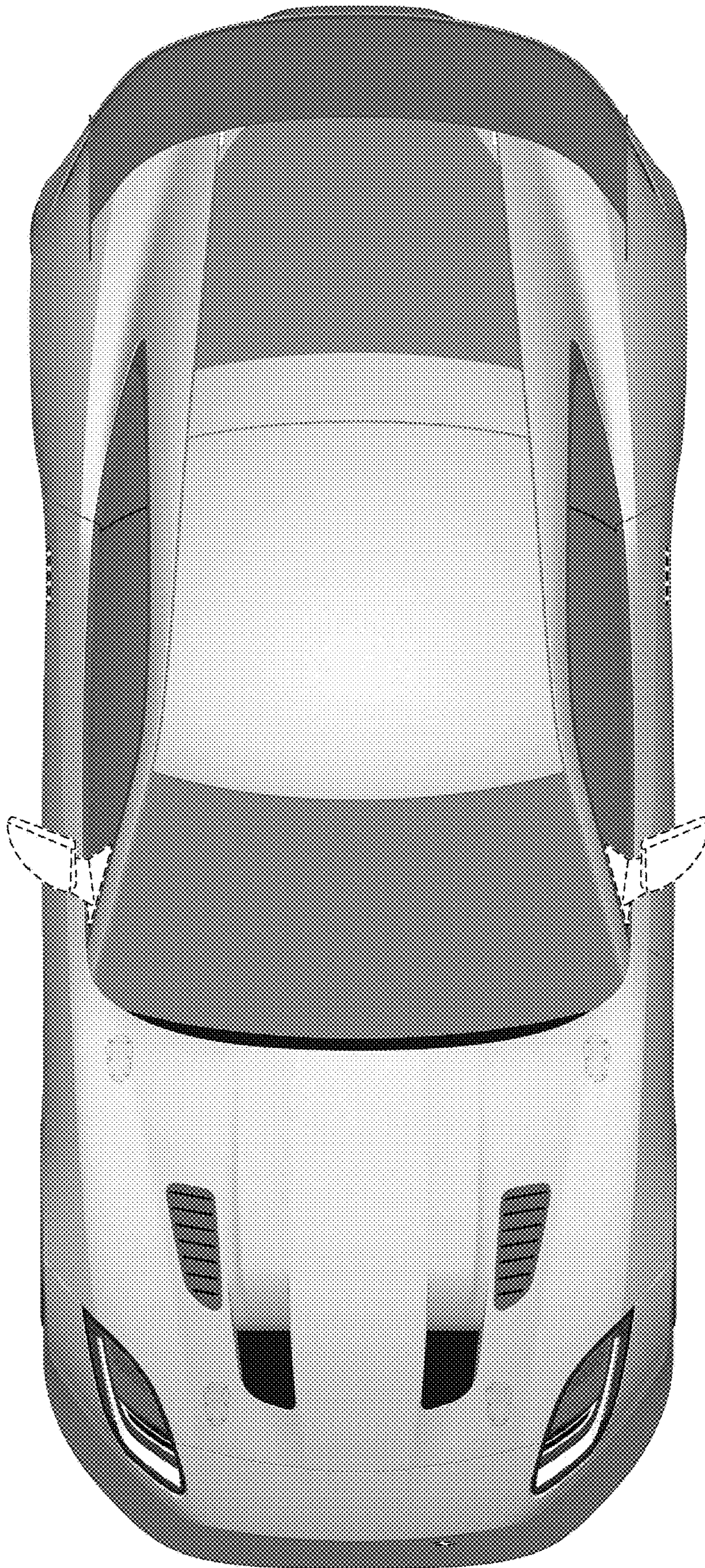


FIG. 7