



US00D880985S

(12) **United States Design Patent**
Schlüter

(10) **Patent No.:** **US D880,985 S**

(45) **Date of Patent:** **** Apr. 14, 2020**

(54) **TILE SPACER**

(71) Applicant: **Werner Schlüter**, Iserlohn (DE)

(72) Inventor: **Werner Schlüter**, Iserlohn (DE)

(73) Assignee: **Schluter Systems L.P.**, Plattsburgh, NY (US)

(**) Term: **15 Years**

(21) Appl. No.: **29/641,123**

(22) Filed: **Mar. 20, 2018**

(30) **Foreign Application Priority Data**

Oct. 5, 2017 (EP) 004386787

(51) **LOC (12) Cl.** **08-05**

(52) **U.S. Cl.**
USPC **D8/354**

(58) **Field of Classification Search**

USPC D8/354, 376, 16, 17, 19, 37, 47, 71, 89,
D8/363, 373, 377, 390, 391, 404;
D10/61, 64; D21/484, 507, 345, 386

CPC A47G 33/004; A47H 1/00; A47H 13/00;
A47H 15/00; B44C 1/18; B44C 5/02;
B44C 5/04; B44C 5/0415; E01B 11/00

See application file for complete search history.

(56) **References Cited**

U.S. PATENT DOCUMENTS

D330,520 S * 10/1992 Meadows D10/64
5,288,534 A * 2/1994 Tavshanjian E04F 21/0092
33/518
5,444,921 A * 8/1995 Milina G01B 3/30
33/567
D373,070 S * 8/1996 Kriegstein D8/354
D493,700 S * 8/2004 O'Neill D8/374
7,257,926 B1 * 8/2007 Kirby E04F 21/0092
33/526
D616,725 S * 6/2010 Burns D8/354

D631,326 S * 1/2011 Burns D8/354
8,082,714 B2 * 12/2011 Burns E04F 21/0092
33/526
8,181,409 B1 * 5/2012 Jones E04F 21/0092
33/526
9,562,365 B2 * 2/2017 Bucsa E04F 21/0092
D829,080 S * 9/2018 Hill D8/354
D830,161 S * 10/2018 Russo D8/399

* cited by examiner

Primary Examiner — Keli L Hill

Assistant Examiner — Harold E Blackwell, II

(74) *Attorney, Agent, or Firm* — Thorpe North & Western, LLP

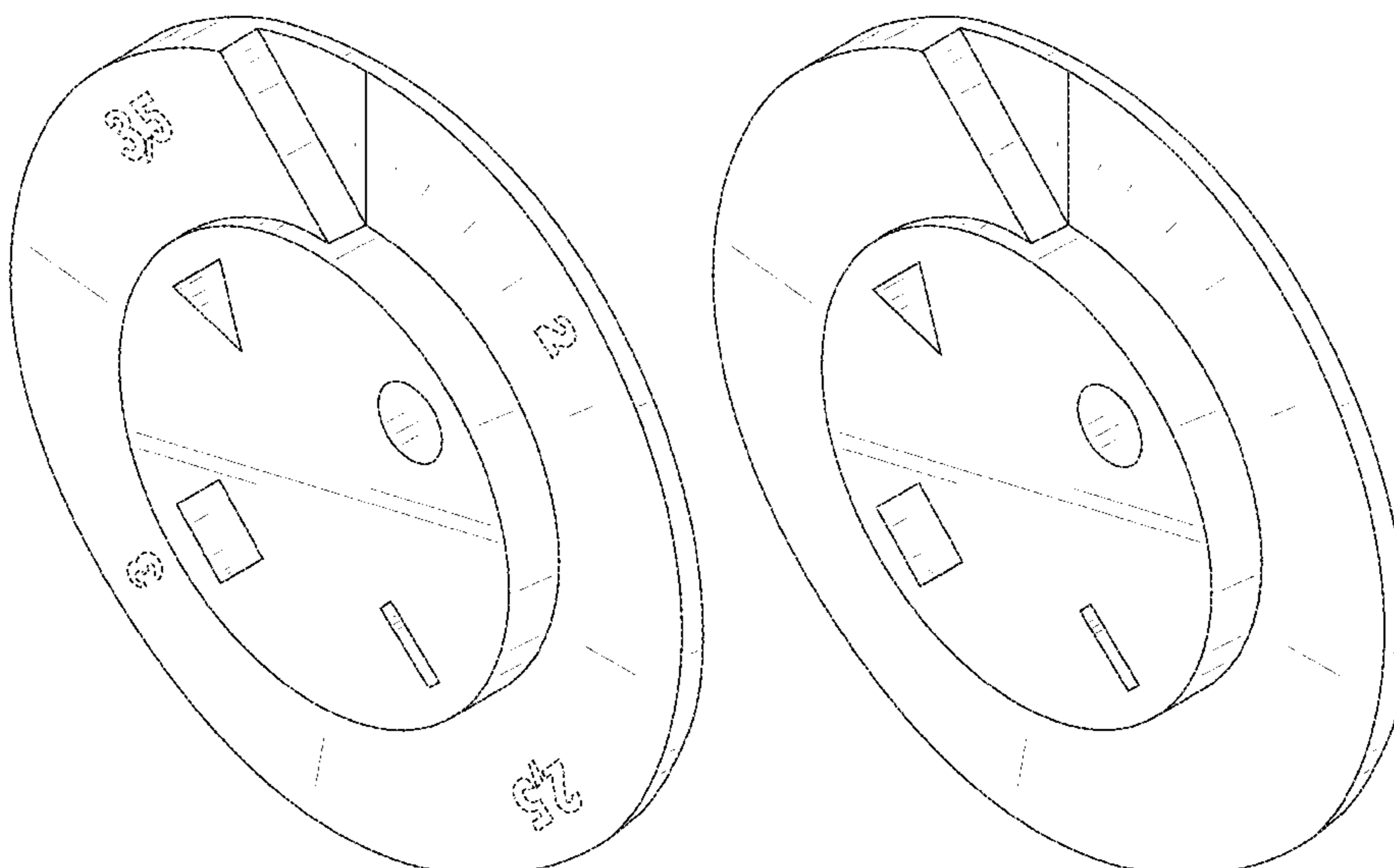
(57) **CLAIM**

The ornamental design for the tile spacer, as shown and described herein.

DESCRIPTION

FIG. 1 is a perspective view of my tile spacer in accordance with my invention;
FIG. 2 is a top view thereof;
FIG. 3 is a side view thereof;
FIG. 4 is a side view opposing that of FIG. 3;
FIG. 5 is another side view thereof;
FIG. 6 is a side view opposing that of FIG. 5;
FIG. 7 is a perspective view of my tile spacer in accordance with another embodiment thereof;
FIG. 8 is a top view thereof;
FIG. 9 is a side view thereof;
FIG. 10 is a side view opposing that of FIG. 9;
FIG. 11 is another side view thereof; and,
FIG. 12 is a side view opposing that of FIG. 11.
The broken line portions of the figure drawings are included to show portions of the article that form no part of the claimed design.

1 Claim, 8 Drawing Sheets



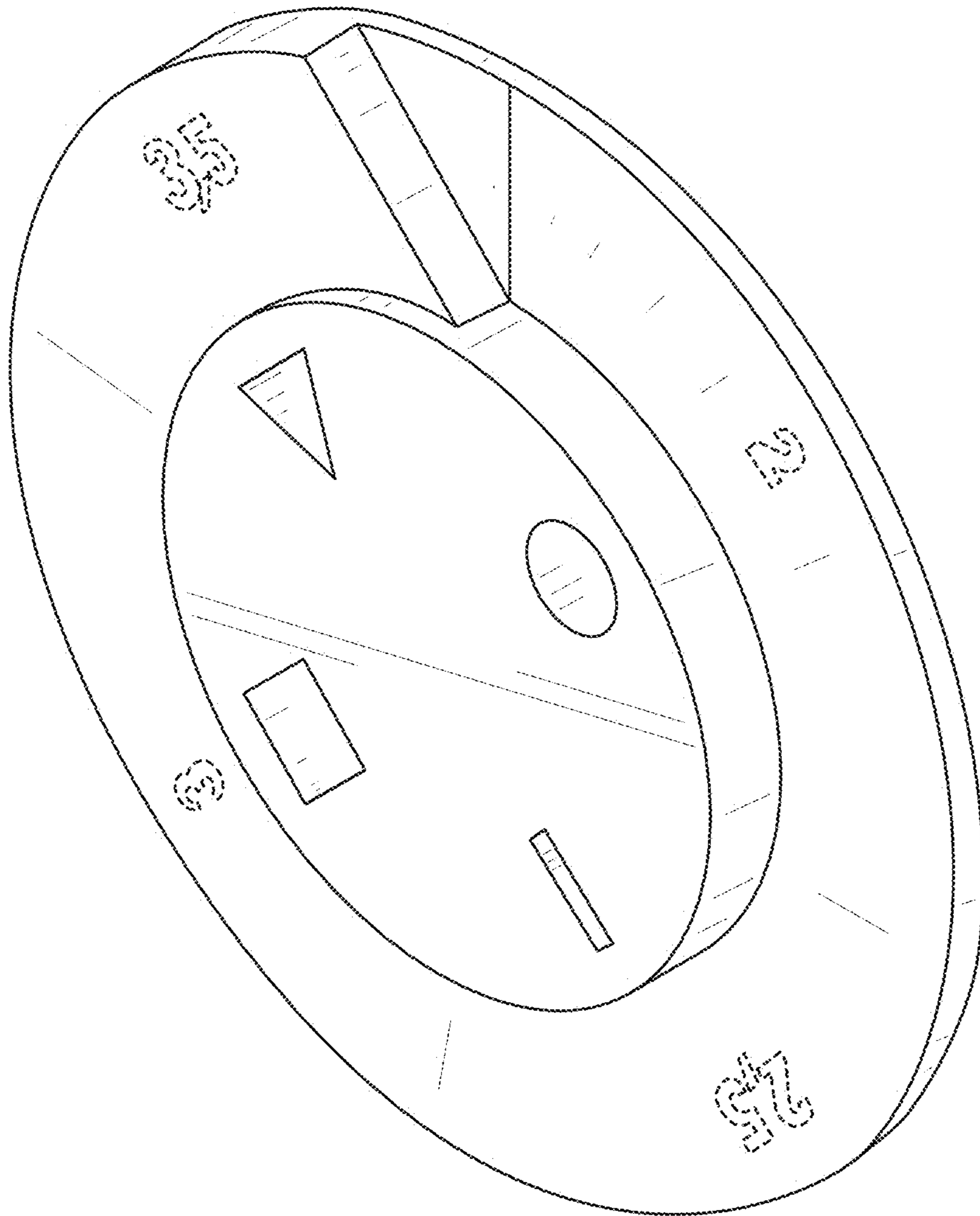


FIG. 1

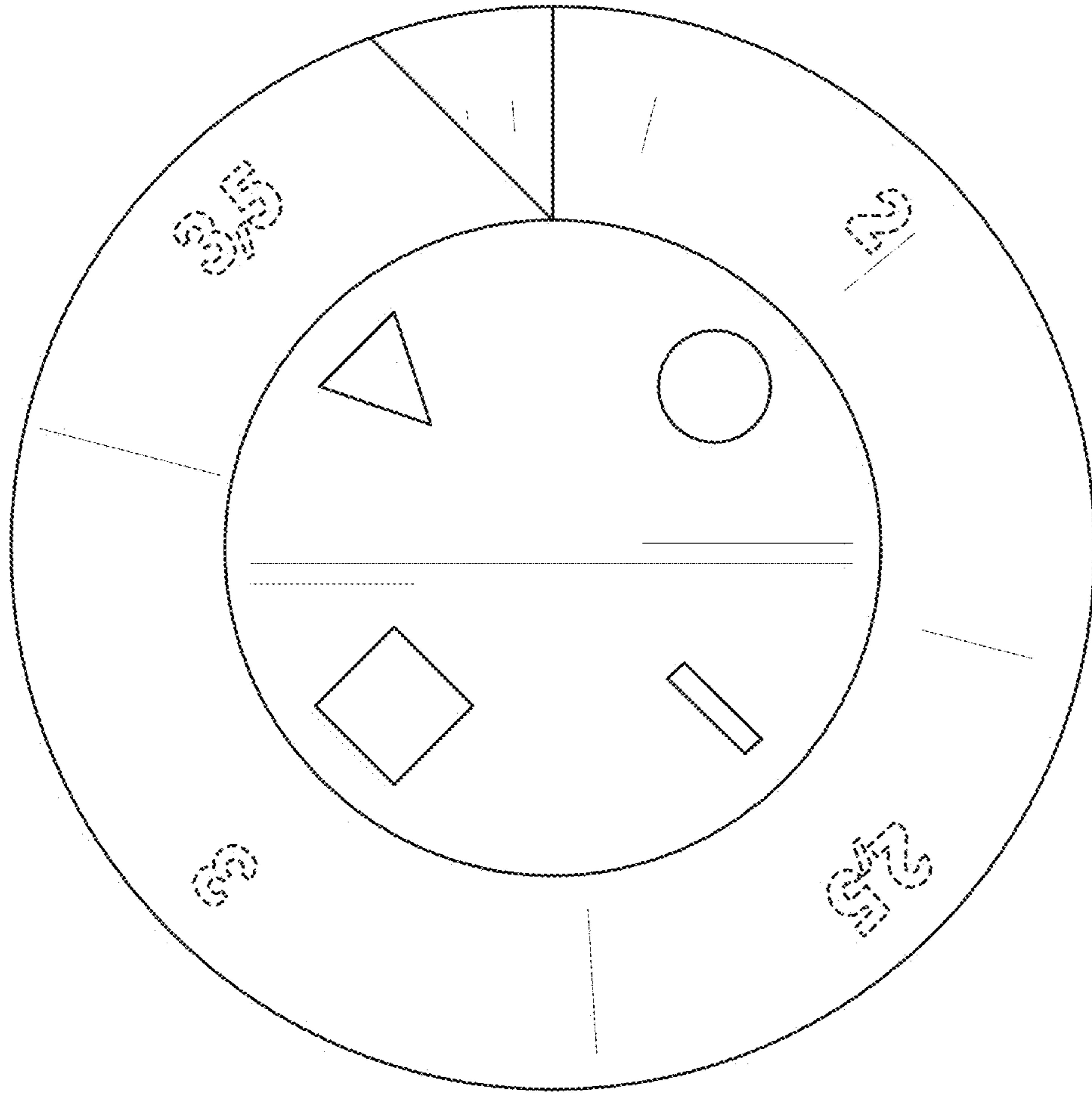


FIG. 2




FIG. 3




FIG. 4

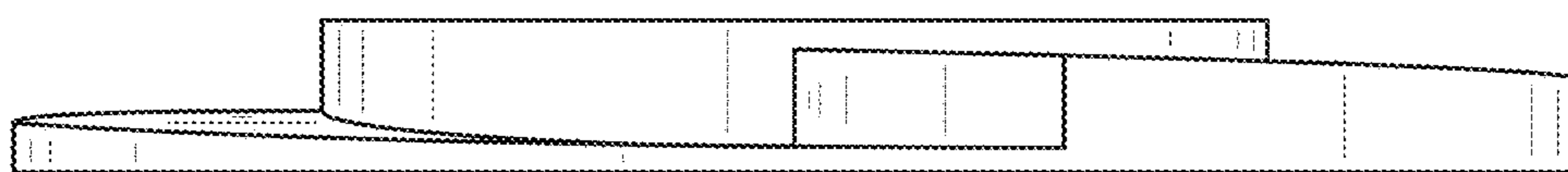


FIG. 5




FIG. 6

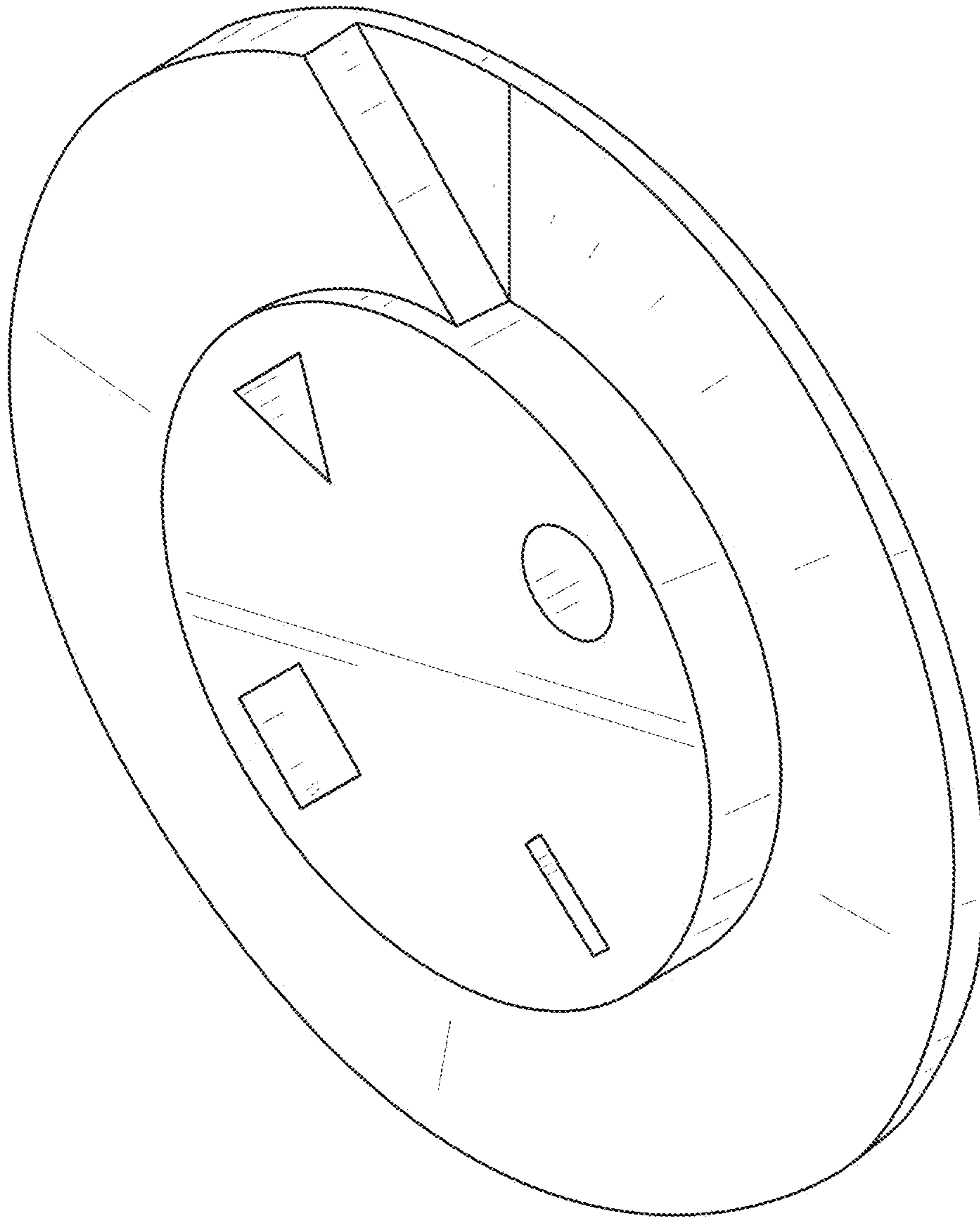


FIG. 7

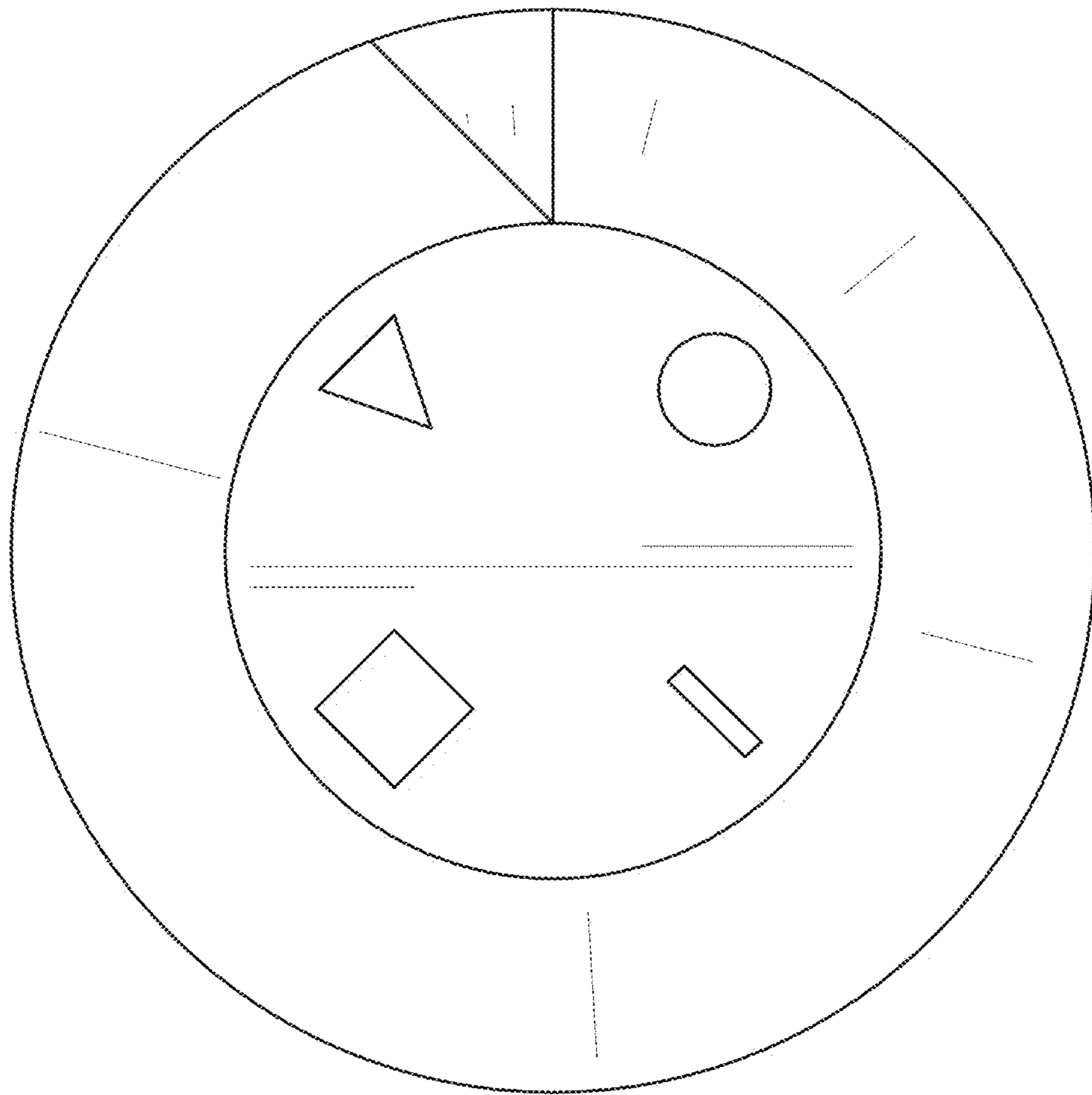


FIG. 8



FIG. 9




FIG. 10

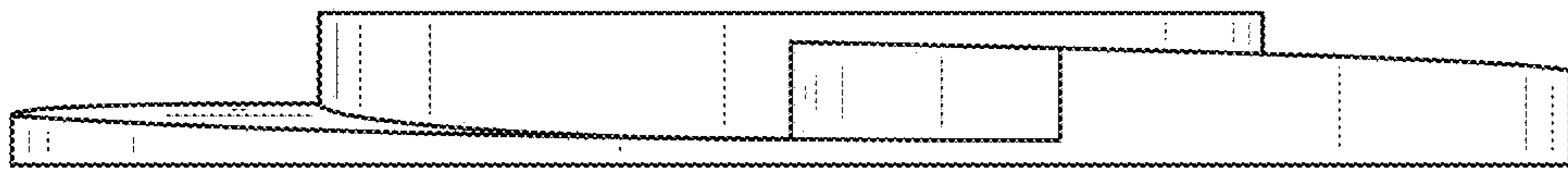


FIG. 11




FIG. 12