



US00D880979S

(12) **United States Design Patent**  
**Bunn et al.**

(10) **Patent No.:** **US D880,979 S**

(45) **Date of Patent:** **\*\* Apr. 14, 2020**

(54) **CABINET HANDLE**

(71) Applicant: **Belwith Products, LLC**, Grandville, MI (US)

(72) Inventors: **Stephen D. Bunn**, Grand Rapids, MI (US); **Taylor Joan Olson**, Grand Rapids, MI (US)

(73) Assignee: **Belwith Products, LLC**, Grandville, MI (US)

(\*\*) Term: **15 Years**

(21) Appl. No.: **29/680,147**

(22) Filed: **Feb. 13, 2019**

(51) **LOC (12) Cl.** ..... **08-06**

(52) **U.S. Cl.**  
USPC ..... **D8/316**

(58) **Field of Classification Search**  
USPC ..... D8/316, 315, 317, 319, 320, 321, 331, D8/337, 338, 341; D28/41, 42  
CPC ..... Y10T 16/469; Y10T 16/44; Y10T 16/458; Y10T 16/498; Y10T 16/476; Y10T 16/459; Y10T 16/466; Y10T 16/4713; Y10T 16/4644; Y10T 16/513; Y10T 16/509; Y10T 16/473; Y10T 16/462; Y10T 16/4701

See application file for complete search history.

(56) **References Cited**

U.S. PATENT DOCUMENTS

D563,197 S *	3/2008	Lowe	.....	D8/316
D679,567 S *	4/2013	Ramsland	.....	D8/305
D679,983 S *	4/2013	Ramsland	.....	D8/316
D704,030 S *	5/2014	Jou	.....	B25G 1/04 D8/315
D763,655 S *	8/2016	Zimmer	.....	D8/316
D854,910 S *	7/2019	Milton	.....	D8/316

\* cited by examiner

*Primary Examiner* — Keli L Hill

*Assistant Examiner* — Harold E Blackwell, II

(74) *Attorney, Agent, or Firm* — Economou IP Law; Vangelis Economou


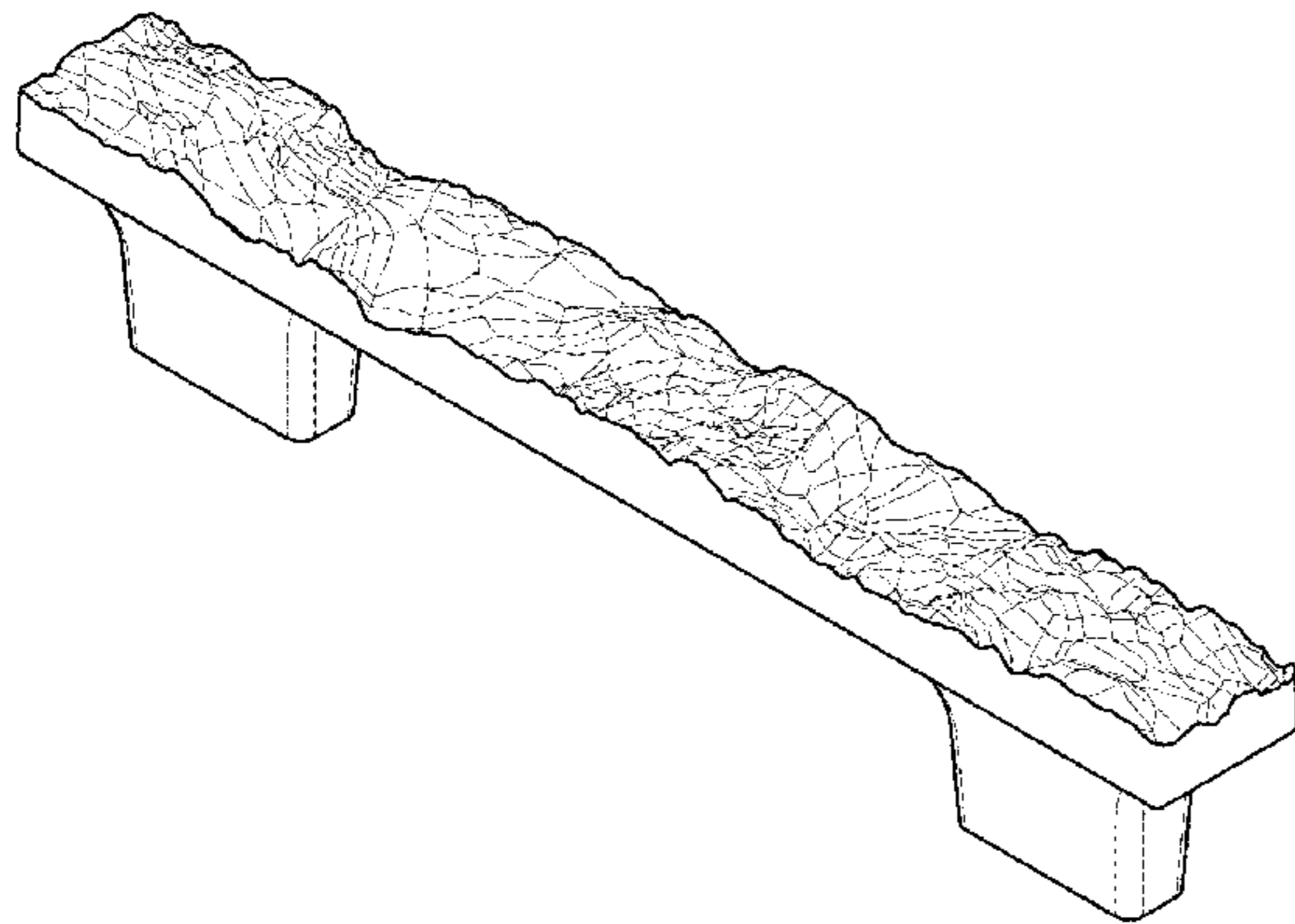
(57) **CLAIM**

The ornamental design for a cabinet handle, as shown and described.

**DESCRIPTION**

FIG. 1 is a perspective view of the cabinet handle showing my new design;  
FIG. 2 is a reduced front elevational view thereof;  
FIG. 3 is a back elevational view thereof;  
FIG. 4 is a right side view thereof;  
FIG. 5 is a left side view thereof;  
FIG. 6 is a top view thereof; and,  
FIG. 7 is a bottom view thereof.

**1 Claim, 2 Drawing Sheets**



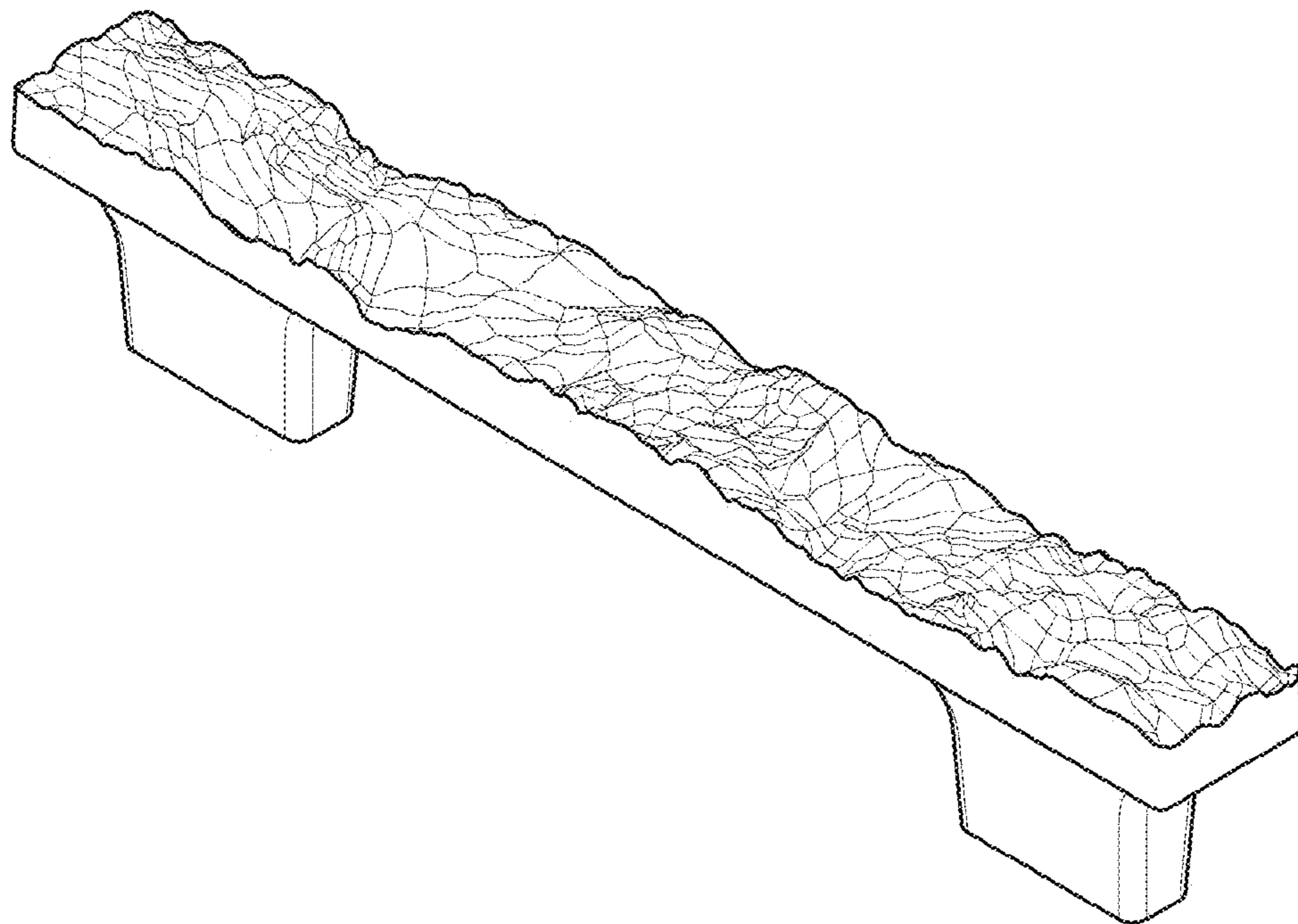


FIG. 1

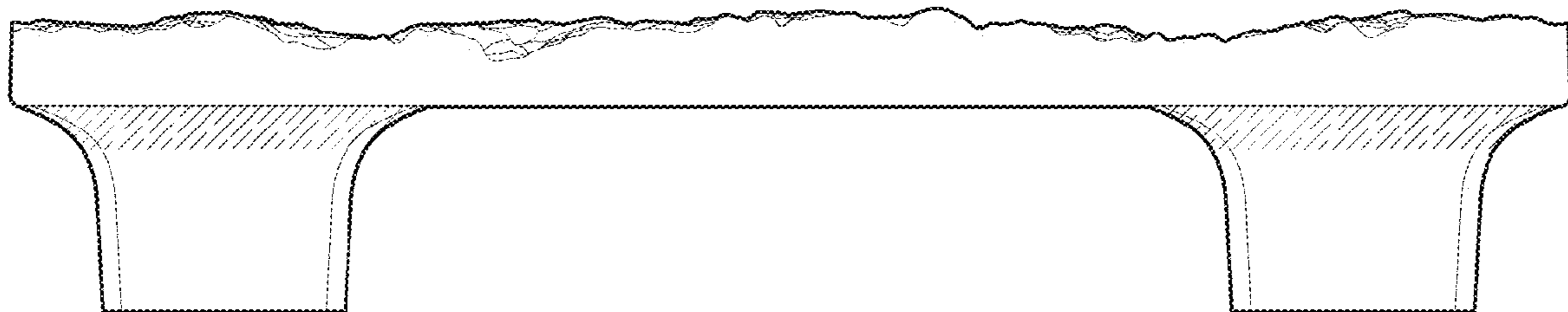


FIG. 2




FIG. 3

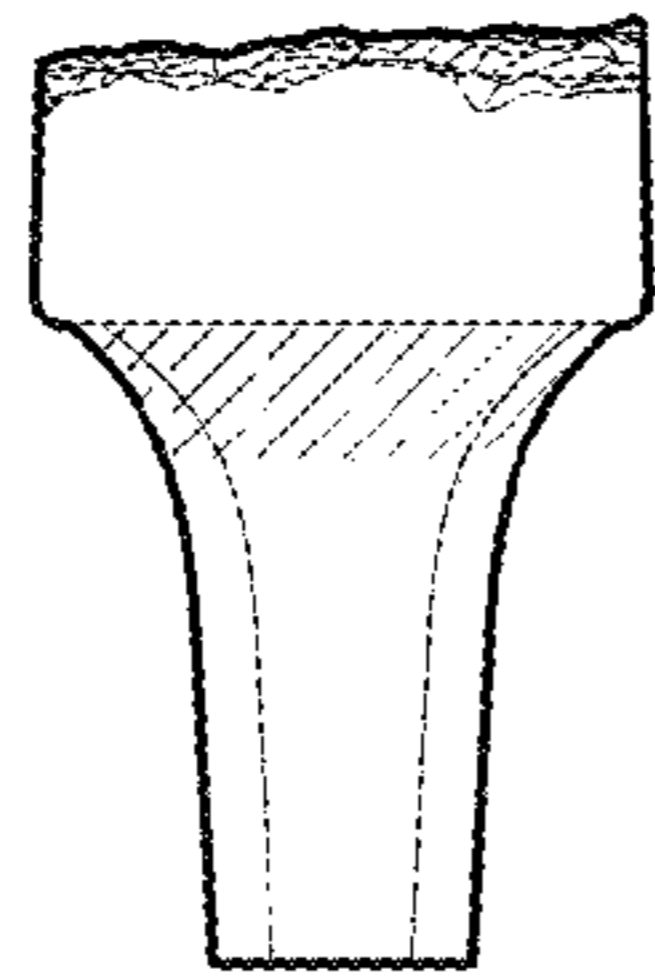


FIG. 4

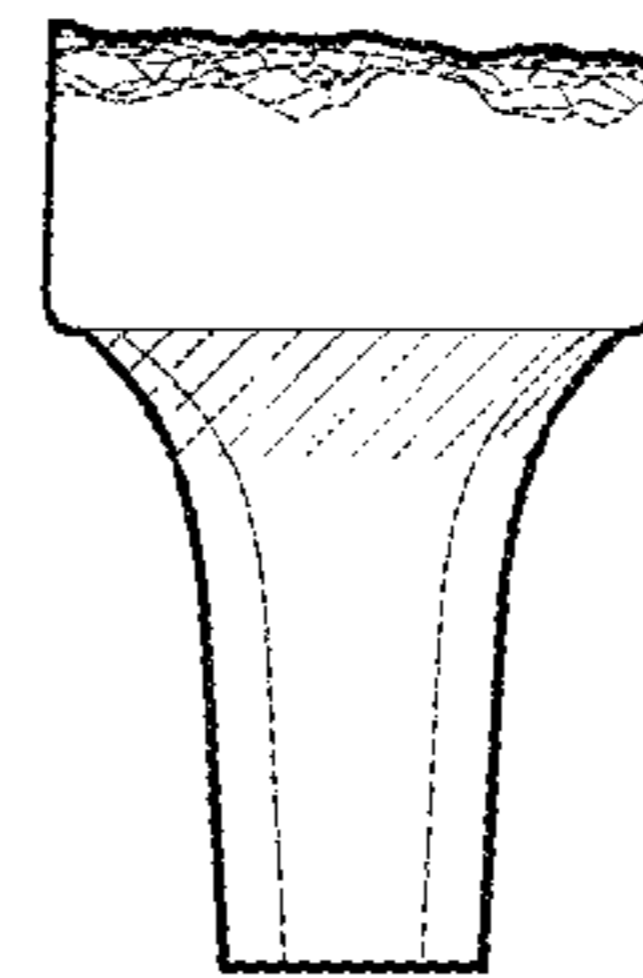


FIG. 5

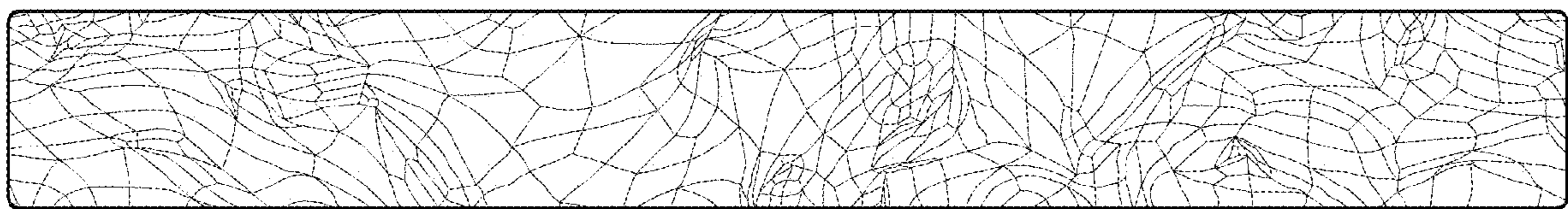


FIG. 6



FIG. 7