



US00D880974S

(12) **United States Design Patent**
Bast et al.

(10) **Patent No.:** **US D880,974 S**
(45) **Date of Patent:** **** Apr. 14, 2020**

- (54) **HANDLE**
- (71) Applicant: **Gauthier Biomedical, Inc.**, Grafton, WI (US)
- (72) Inventors: **Robert Bast**, Sheboygan Falls, WI (US); **Austin R. S. Braganza**, Milwaukee, WI (US); **Robert F Miller**, Grafton, WI (US)
- (73) Assignee: **Gauthier Biomedical, Inc.**, Grafton, WI (US)
- (**) Term: **15 Years**
- (21) Appl. No.: **29/676,997**
- (22) Filed: **Jan. 16, 2019**

D517,634 S	3/2006	Nunez et al.	
D557,584 S	12/2007	Gao	
7,650,821 B2 *	1/2010	Gauthier	B25B 23/141 81/467
D613,144 S	4/2010	Lin	
7,942,253 B2 *	5/2011	Schneeman	B25B 15/04 192/43.2
D646,386 S *	10/2011	Miller	D24/133
D646,387 S *	10/2011	Bast	D24/133
D648,433 S	11/2011	Bast et al.	
D649,423 S	11/2011	Robinson et al.	
D654,589 S *	2/2012	Bast	D24/133
D663,025 S	7/2012	Bast et al.	
D673,832 S	1/2013	Molina et al.	
D687,690 S	8/2013	Chen	
D734,115 S	7/2015	Robinson et al.	
D758,813 S	6/2016	Christopher	
2006/0179981 A1	8/2006	Cutler	
2010/0179560 A1 *	7/2010	Chevaux	A61B 17/8875 606/104

* cited by examiner

Related U.S. Application Data

- (62) Division of application No. 29/621,495, filed on Oct. 9, 2017.
- (51) **LOC (12) Cl.** **08-05**
- (52) **U.S. Cl.**
USPC **D8/107; D24/133**
- (58) **Field of Classification Search**
USPC D8/14, 51, 107, 300, 306, 307, 308;
D24/133
CPC A47L 1/00; A47L 1/16; B25G 3/18; B25G
3/30
See application file for complete search history.

Primary Examiner — Philip S Hyder

(74) *Attorney, Agent, or Firm* — Boyle Fredrickson, S.C.

(57) **CLAIM**

The ornamental design for a handle, as shown and described.

DESCRIPTION

FIG. 1 is an isometric view of a fourth embodiment of a handle incorporating our new design, wherein the portions illustrated in dotted lines form no part of the claimed design; FIG. 2 is a front elevation view thereof; the rear elevation view being a mirror image thereof; FIG. 3 is a right side elevation view thereof, the left side elevation view being a mirror image thereof; FIG. 4 is a top plan view thereof; and, FIG. 5 is a bottom plan view thereof.

(56) **References Cited**

U.S. PATENT DOCUMENTS

D365,239 S	12/1995	Emery et al.	
6,347,450 B1 *	2/2002	Langlois	B25B 27/10 29/747

1 Claim, 1 Drawing Sheet

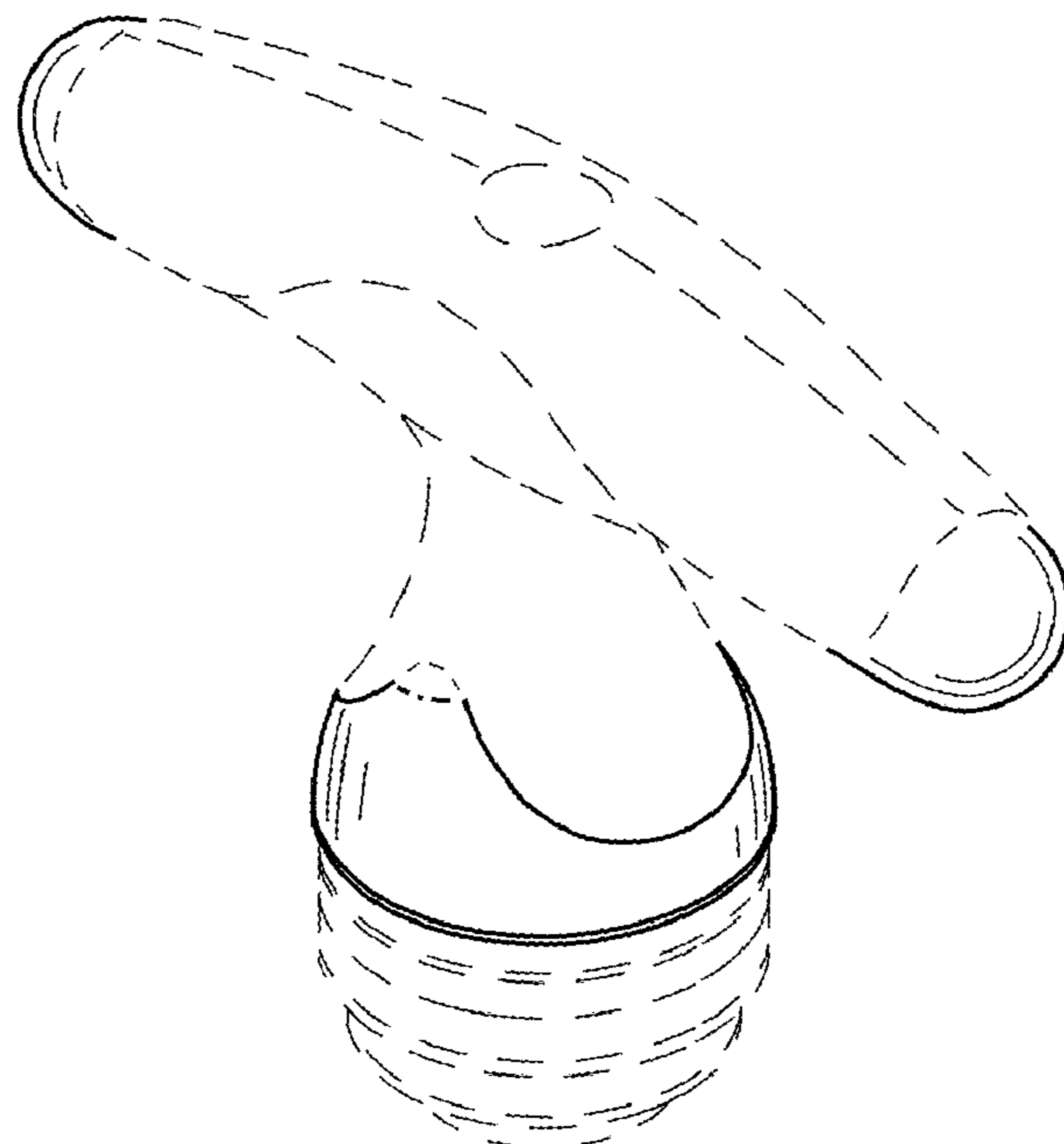


FIGURE 1

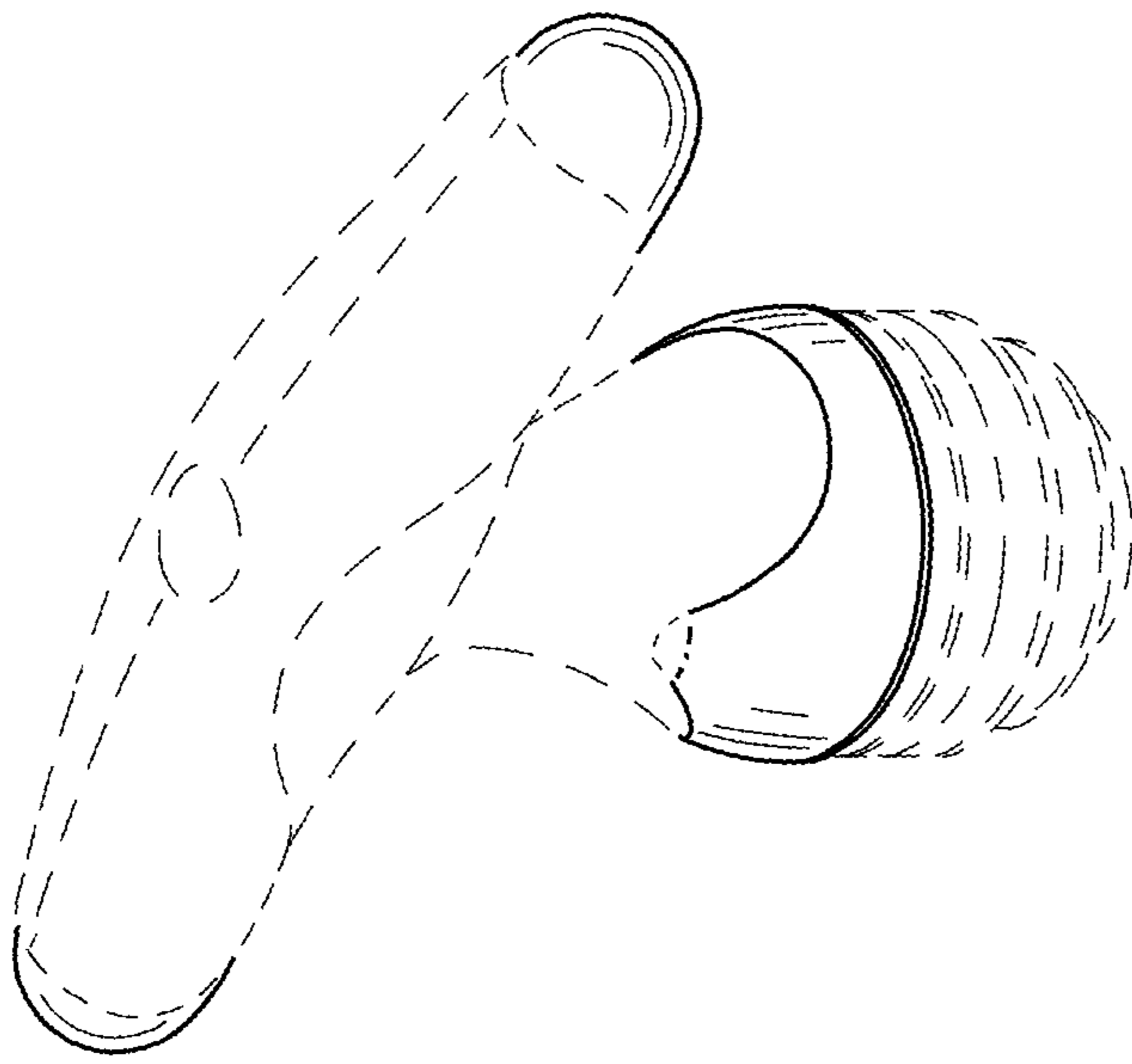


FIGURE 2

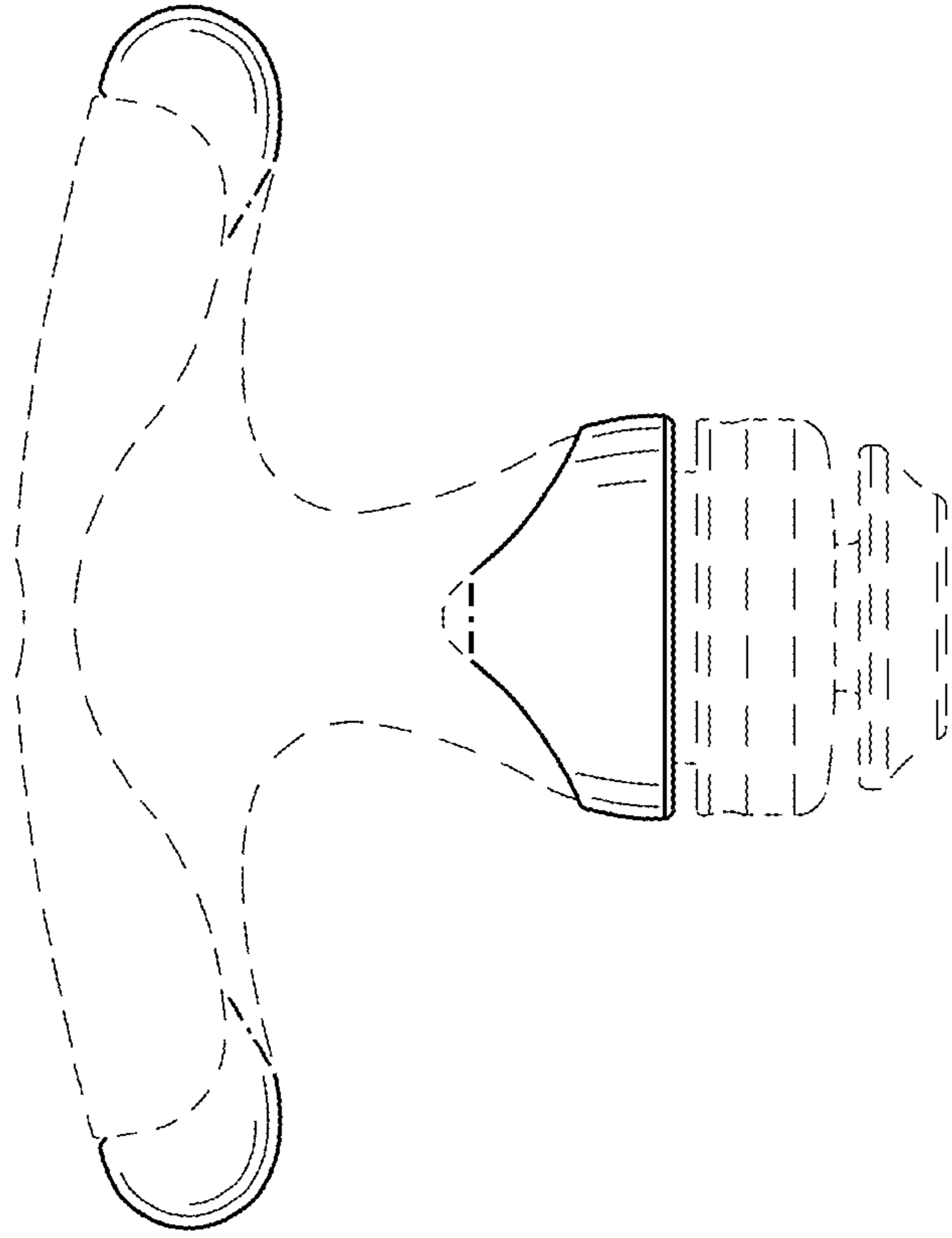


FIGURE 3

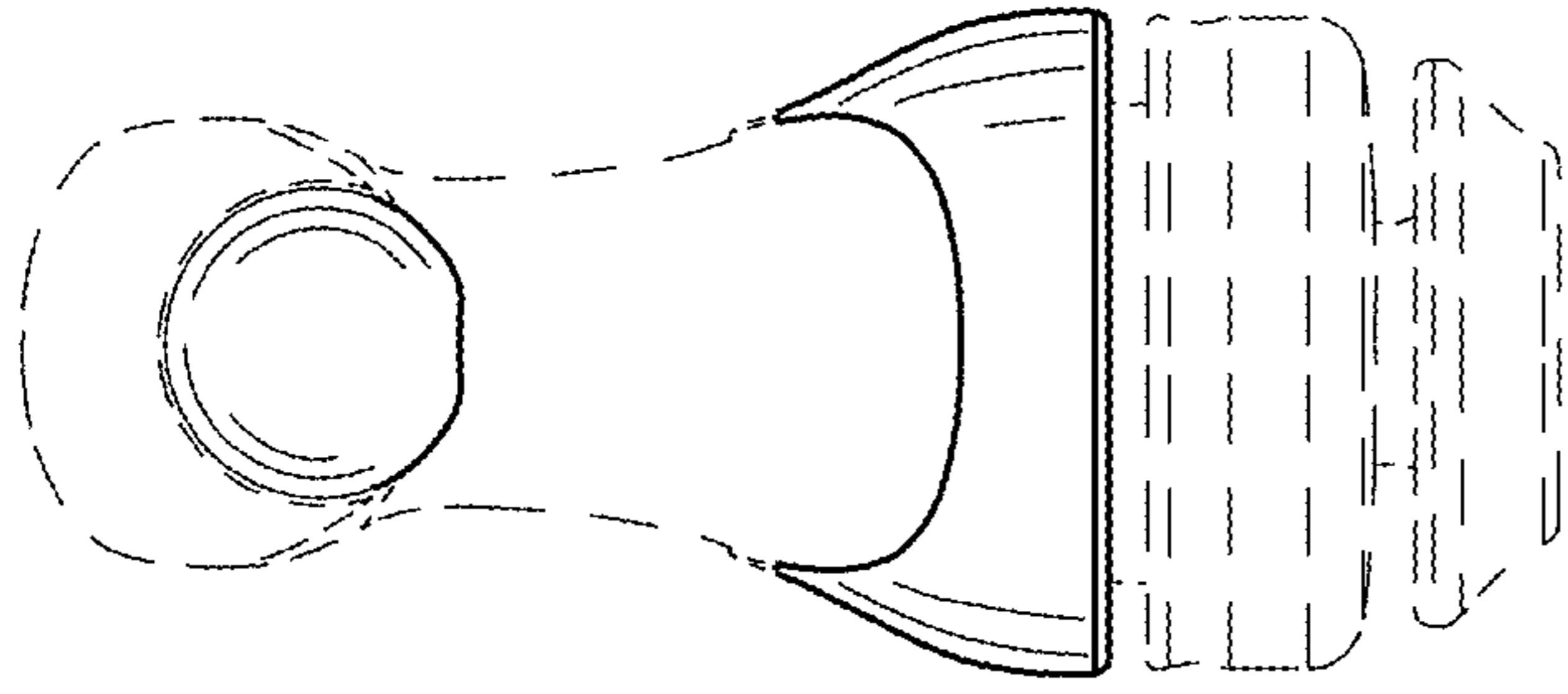


FIGURE 4

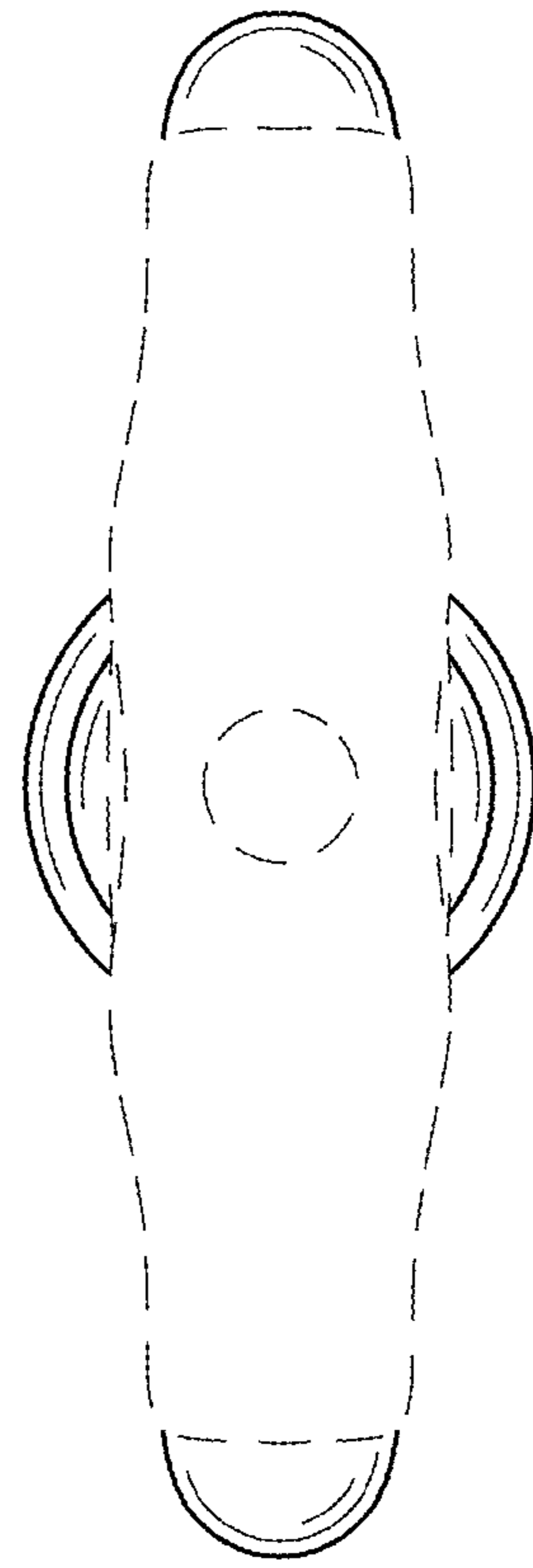
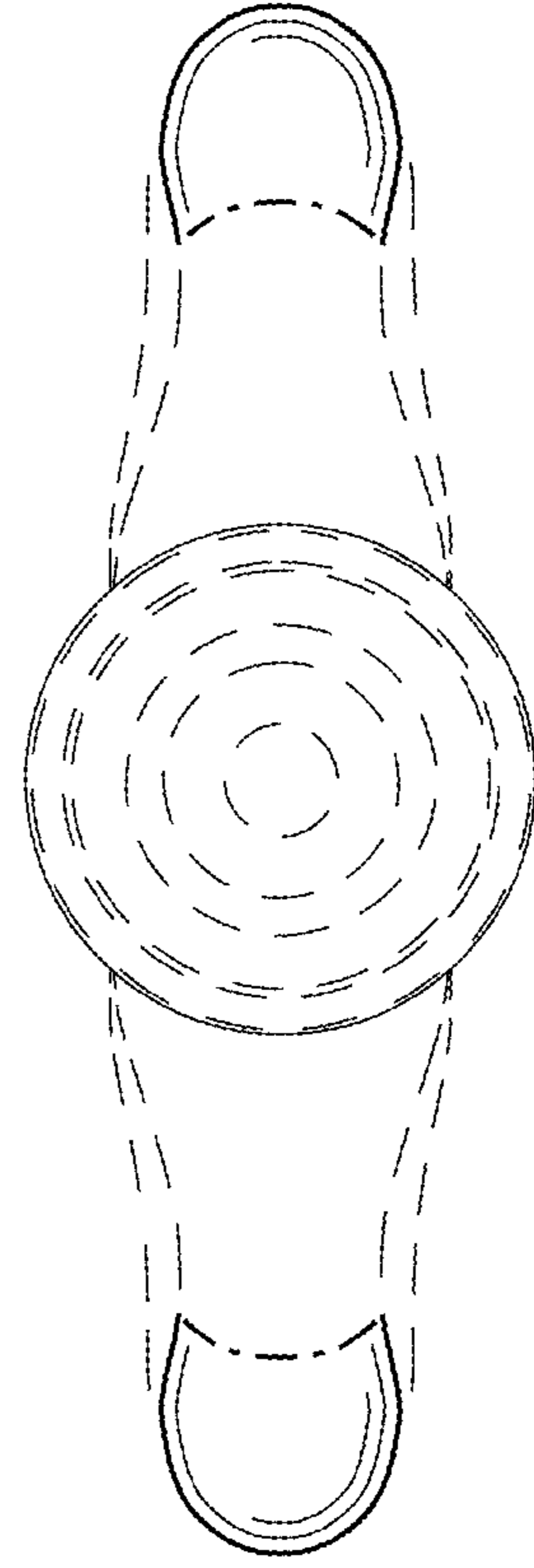


FIGURE 5



UNITED STATES PATENT AND TRADEMARK OFFICE
CERTIFICATE OF CORRECTION

PATENT NO. : D880,974 S
APPLICATION NO. : 29/676997
DATED : April 14, 2020
INVENTOR(S) : Robert Bast et al.

Page 1 of 1

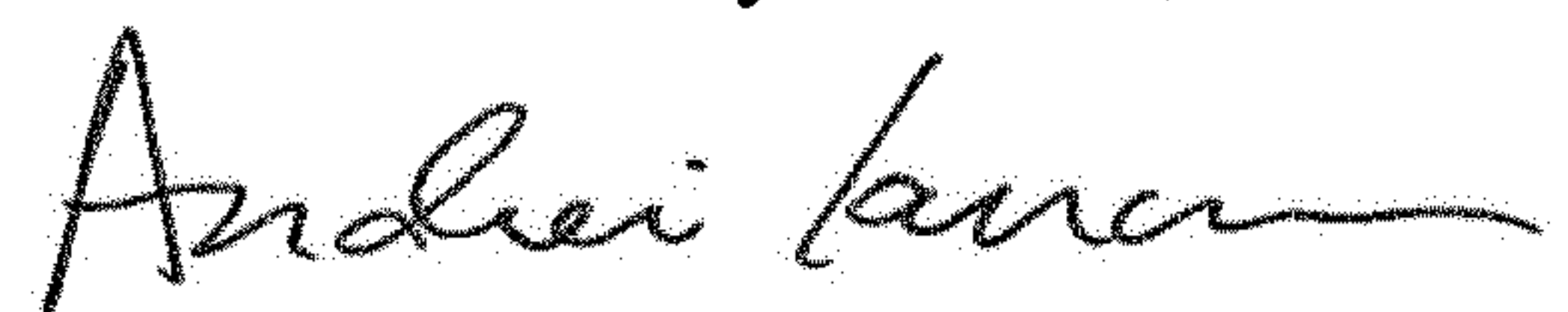
It is certified that error appears in the above-identified patent and that said Letters Patent is hereby corrected as shown below:

On the Title Page

DESCRIPTIONS

Fig. 1, Delete "a fourth embodiment" and insert -- an embodiment --.

Signed and Sealed this
Sixteenth Day of June, 2020



Andrei Iancu
Director of the United States Patent and Trademark Office