



US00D880973S

(12) **United States Design Patent**
Bast et al.

(10) **Patent No.:** **US D880,973 S**
(45) **Date of Patent:** **** Apr. 14, 2020**

- (54) **TOOL HANDLE** D557,584 S 12/2007 Gao
7,650,821 B2 * 1/2010 Gauthier B25B 23/141
81/467
- (71) Applicant: **Gauthier Biomedical, Inc.**, Grafton,
WI (US) D613,144 S 4/2010 Lin
7,942,253 B2 * 5/2011 Schneeman B25B 15/04
192/43.2
- (72) Inventors: **Robert Bast**, Sheboygan Falls, WI
(US); **Austin R. S. Braganza**,
Milwaukee, WI (US); **Robert F. Miller**,
Grafton, WI (US) D646,386 S * 10/2011 Miller D24/133
D646,387 S * 10/2011 Bast D24/133
D648,433 S 11/2011 Bast et al.
D649,423 S 11/2011 Robinson et al.
D654,589 S * 2/2012 Bast D24/133
D663,025 S 7/2012 Bast et al.
D673,832 S 1/2013 Molina et al.
D687,690 S 8/2013 Chen
D734,115 S 7/2015 Robinson et al.
D758,813 S 6/2016 Christopher
- (73) Assignee: **Gauthier Biomedical, Inc.**, Grafton,
WI (US) 2006/0179981 A1 8/2006 Cutler
2010/0179560 A1 * 7/2010 Chenaux A61B 17/8875
606/104
- (**) Term: **15 Years**
- (21) Appl. No.: **29/676,993**
- (22) Filed: **Jan. 16, 2019**

Related U.S. Application Data

- (62) Division of application No. 29/621,495, filed on Oct.
9, 2017.
- (51) **LOC (12) Cl.** **08-05**
- (52) **U.S. Cl.**
USPC **D8/107**; D24/133
- (58) **Field of Classification Search**
USPC D8/14, 51, 107, 300, 306, 307, 308;
D24/133
CPC A47L 1/00; A47L 1/16; B25G 3/18; B25G
3/30
See application file for complete search history.

References Cited

U.S. PATENT DOCUMENTS

- D365,239 S 12/1995 Emery et al.
- 6,347,450 B1 * 2/2002 Langlois B25B 27/10
29/747
- D517,634 S 3/2006 Nunez et al.

* cited by examiner

Primary Examiner — Philip S Hyder

(74) *Attorney, Agent, or Firm* — Boyle Fredrickson, S.C.

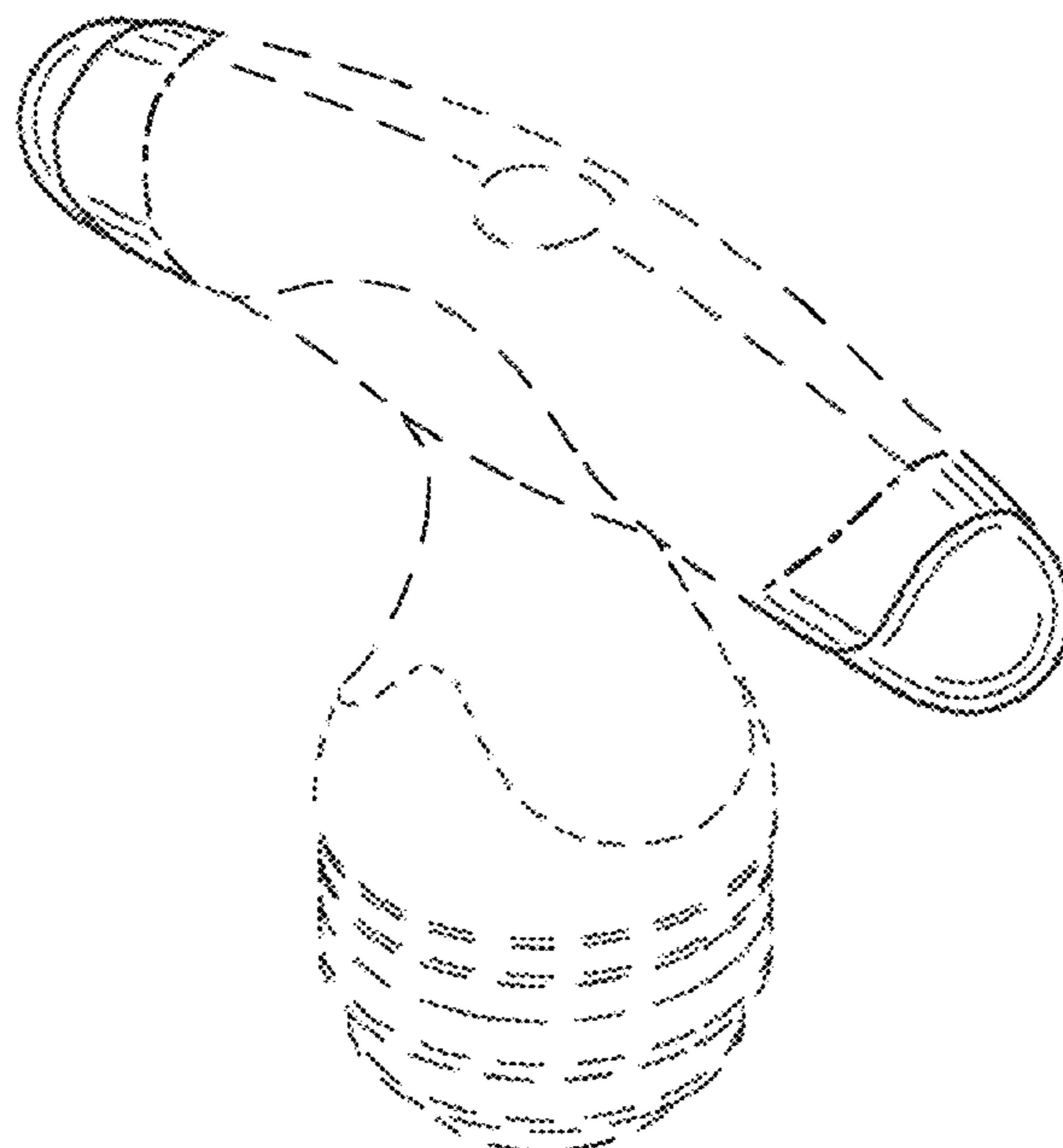
(57) **CLAIM**

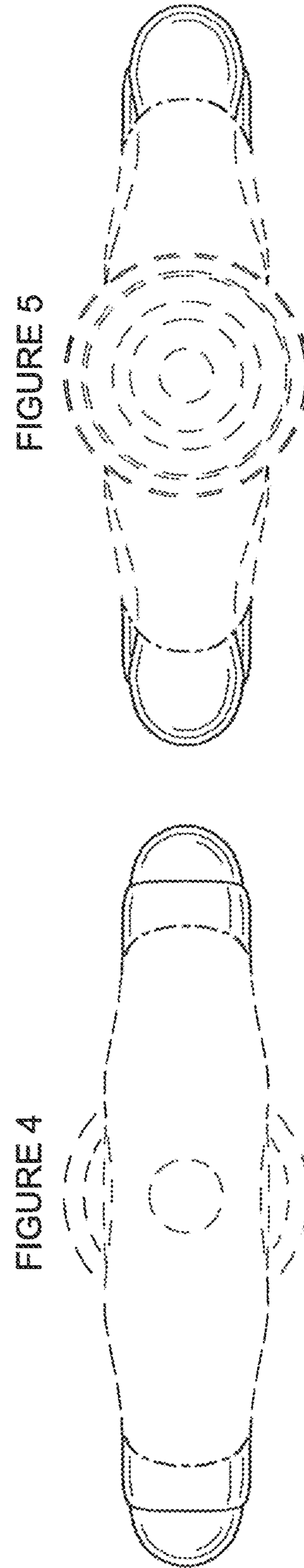
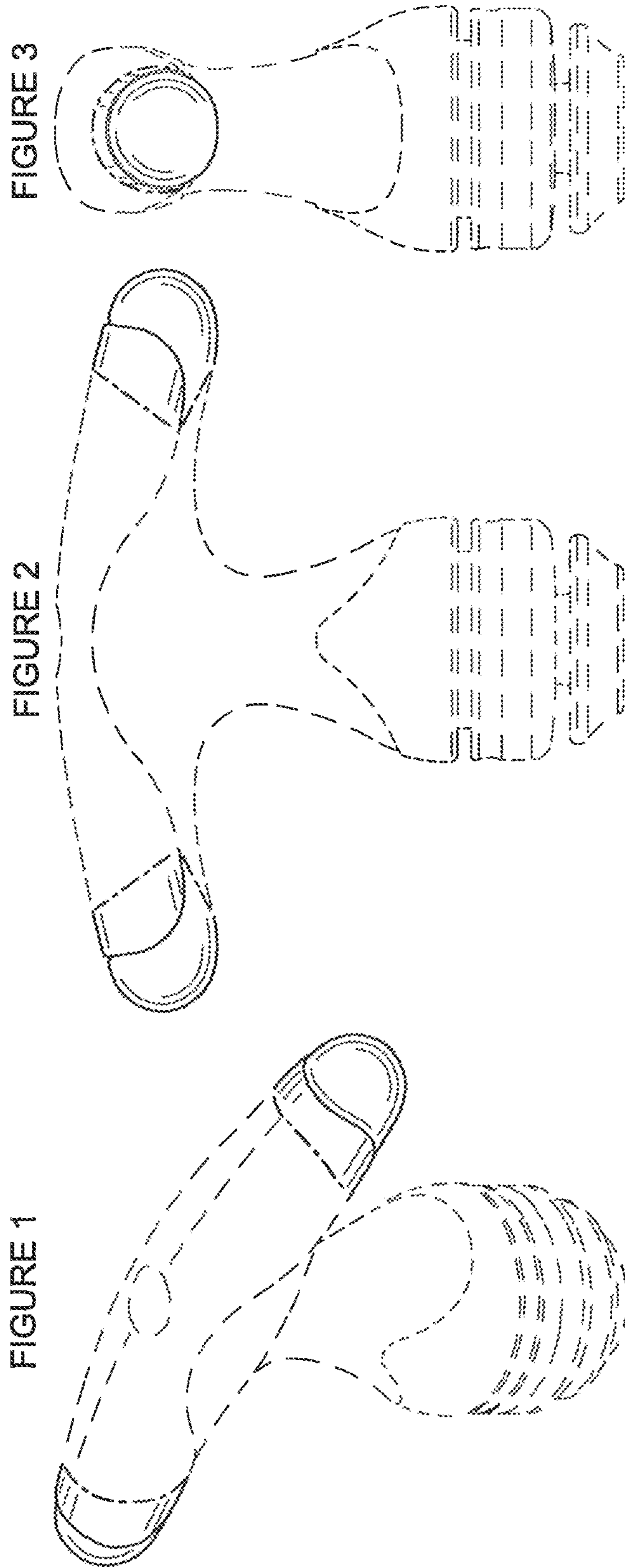
The ornamental design of a tool handle, as shown and described.

DESCRIPTION

FIG. 1 is an isometric view of a third embodiment of a tool handle incorporating our new design, wherein the portions illustrated in dotted lines form no part of the claimed design; FIG. 2 is a front elevation view thereof; the rear elevation view being a mirror image thereof; FIG. 3 is a right side elevation view thereof, the left side elevation view being a mirror image thereof; FIG. 4 is a top plan view thereof; and, FIG. 5 is a bottom plan view thereof.

1 Claim, 1 Drawing Sheet





UNITED STATES PATENT AND TRADEMARK OFFICE
CERTIFICATE OF CORRECTION

PATENT NO. : D880,973 S
APPLICATION NO. : 29/676993
DATED : April 14, 2020
INVENTOR(S) : Robert Bast et al.

Page 1 of 1

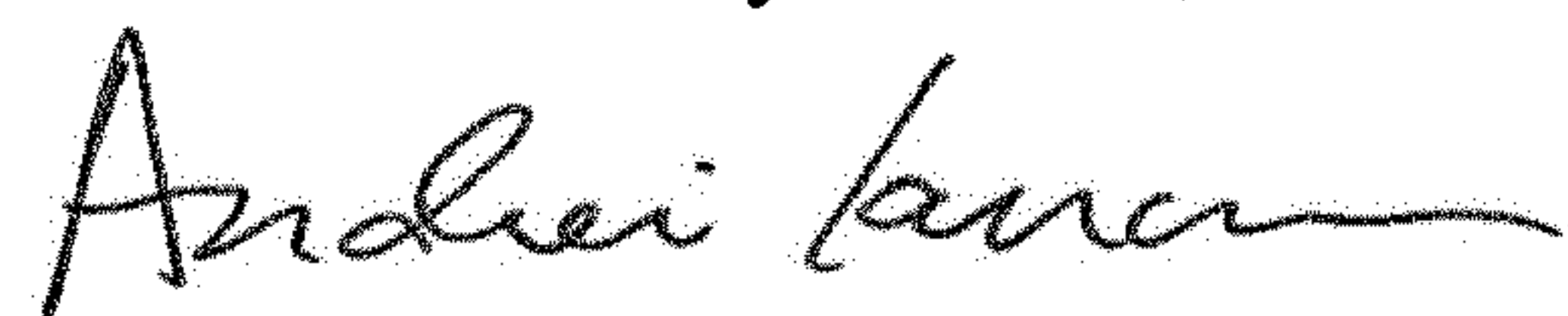
It is certified that error appears in the above-identified patent and that said Letters Patent is hereby corrected as shown below:

On the Title Page

DESCRIPTIONS

Fig. 1, Delete "a third embodiment" and insert therefor -- an embodiment --.

Signed and Sealed this
Sixteenth Day of June, 2020



Andrei Iancu
Director of the United States Patent and Trademark Office