



US00D880972S

(12) **United States Design Patent** (10) **Patent No.:** **US D880,972 S**  
**Bast et al.** (45) **Date of Patent:** **\*\* Apr. 14, 2020**

(54) **HANDLE**

(71) Applicant: **Gauthier Biomedical, Inc.**, Grafton, WI (US)  
 (72) Inventors: **Robert Bast**, Sheboygan Falls, WI (US); **Austin R. S. Braganza**, Milwaukee, WI (US); **Robert F. Miller**, Grafton, WI (US)

D557,584 S 12/2007 Gao  
 D613,144 S 4/2010 Lin  
 7,942,253 B2 5/2011 Schneeman et al.  
 D648,433 S 11/2011 Bast et al.  
 D649,423 S 11/2011 Robinson et al.  
 D663,025 S 7/2012 Bast et al.  
 D673,832 S 1/2013 Molina et al.  
 D687,690 S 8/2013 Chen  
 D734,115 S 7/2015 Robinson et al.  
 D758,813 S 6/2016 Christopher  
 2006/0179981 A1 8/2006 Cutler

(73) Assignee: **Gauthier Biomedical, Inc.**, Grafton, WI (US)

*Primary Examiner* — Philip S Hyder  
 (74) *Attorney, Agent, or Firm* — Boyle Fredrickson, S.C.

(\*\*) Term: **15 Years**

(57) **CLAIM**

(21) Appl. No.: **29/621,495**

The ornamental design of a handle, as shown and described.

(22) Filed: **Oct. 9, 2017**

**DESCRIPTION**

(51) **LOC (12) Cl.** ..... **08-05**  
 (52) **U.S. Cl.**  
 USPC ..... **D8/107; D24/133**  
 (58) **Field of Classification Search**  
 USPC ..... D8/14, 51, 107, 300, 306, 307, 308;  
 D24/133  
 CPC .... A47L 1/00; A47L 1/16; B25G 3/18; B25G  
 3/30  
 See application file for complete search history.

FIG. 1 is an isometric view of a fifth embodiment of a handle incorporating our new design, wherein the portions illustrated in dotted lines form no part of the claimed design; FIG. 2 is a front elevation view thereof; the rear elevation view being a mirror image thereof; FIG. 3 is a right side elevation view thereof, the left side elevation view being a mirror image thereof; FIG. 4 is a top plan view thereof; and, FIG. 5 is a bottom plan view thereof. The broken lines depict portions of the handle in which the claimed design is embodied that are not considered of part of the claimed design. The irregular broken lines illustrate and unclaimed boundary.

(56) **References Cited**

**U.S. PATENT DOCUMENTS**

D365,239 S 12/1995 Emery et al.  
 D517,634 S 3/2006 Nunez et al.

**1 Claim, 1 Drawing Sheet**

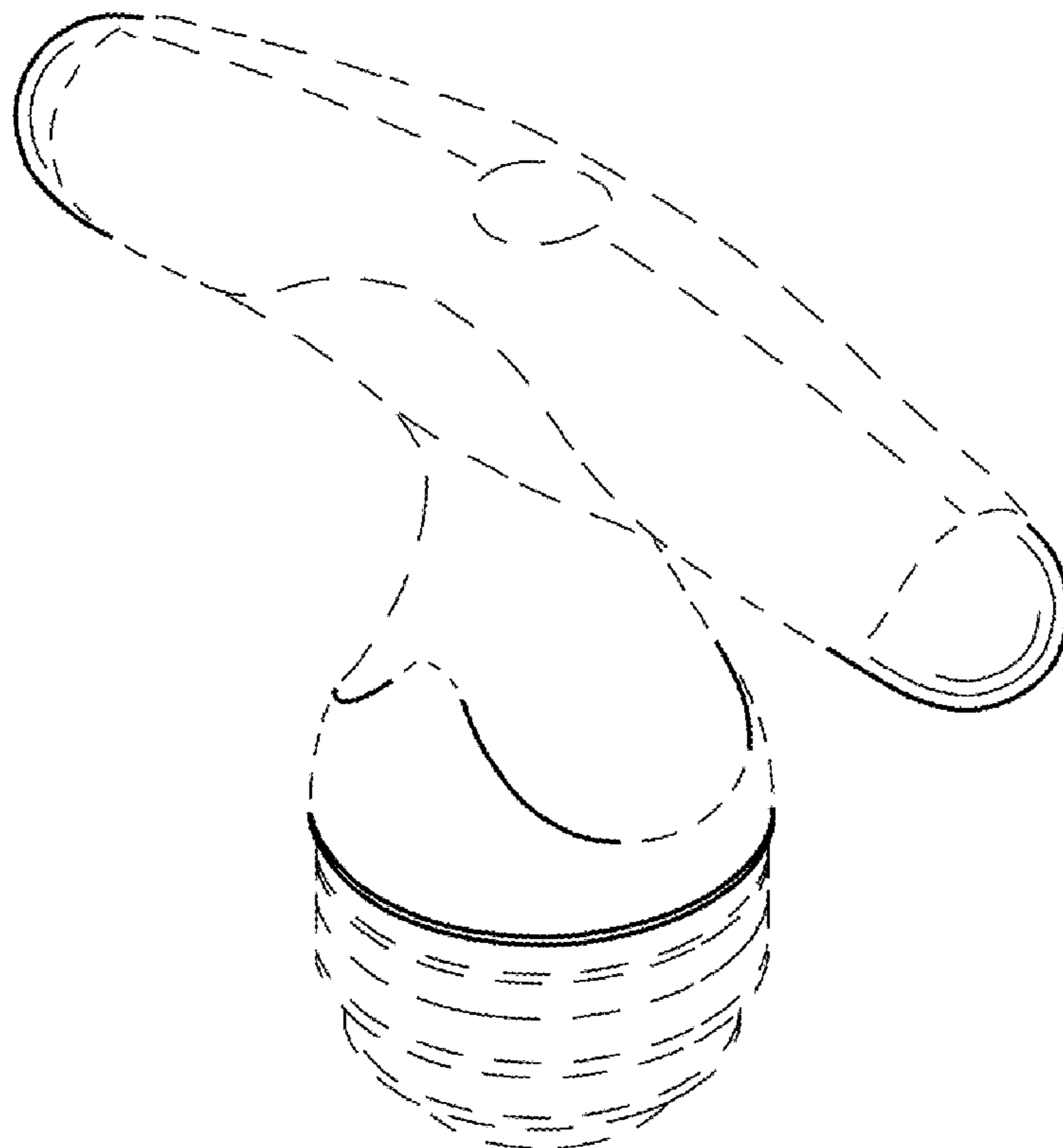


FIGURE 1

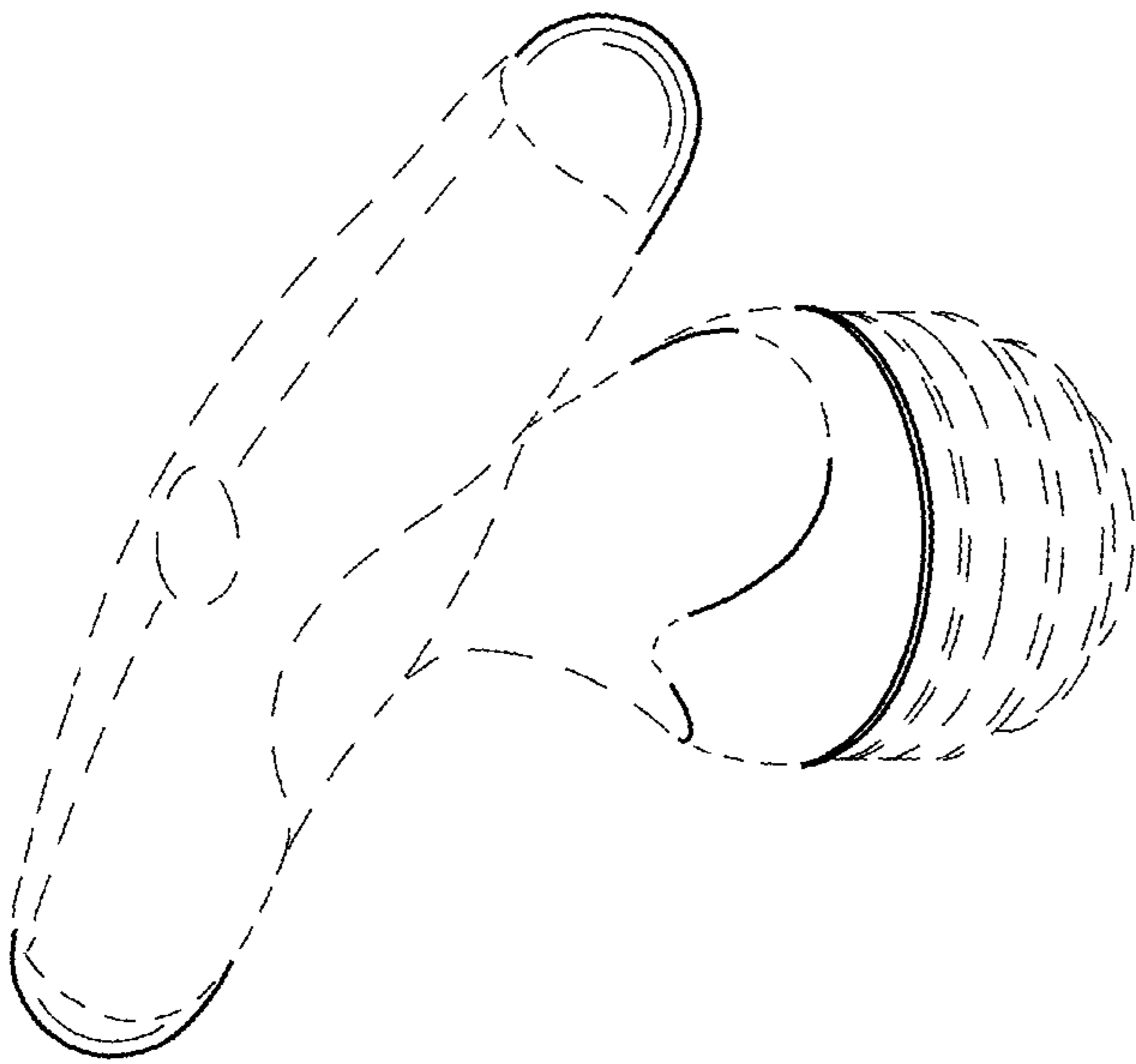


FIGURE 2

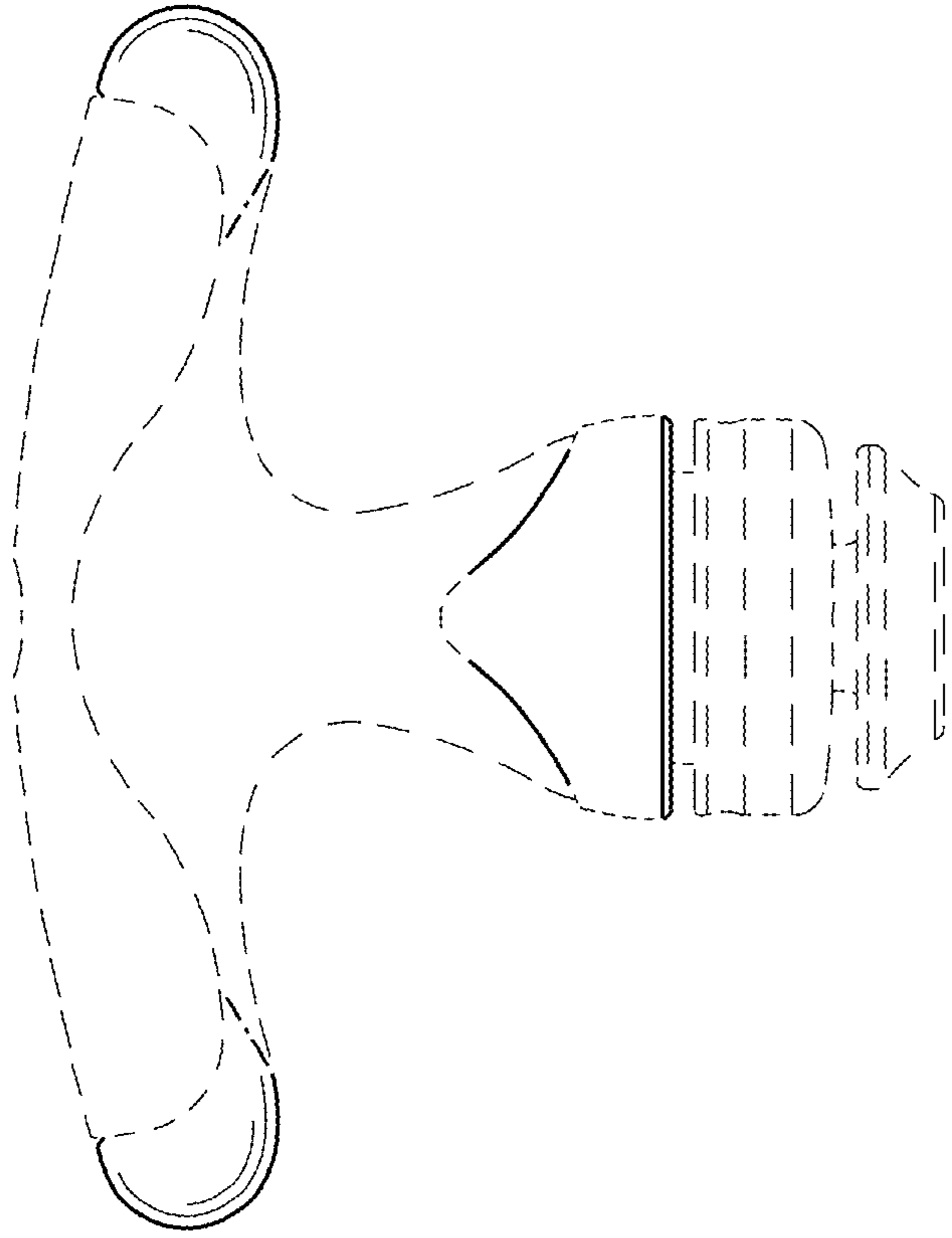


FIGURE 3

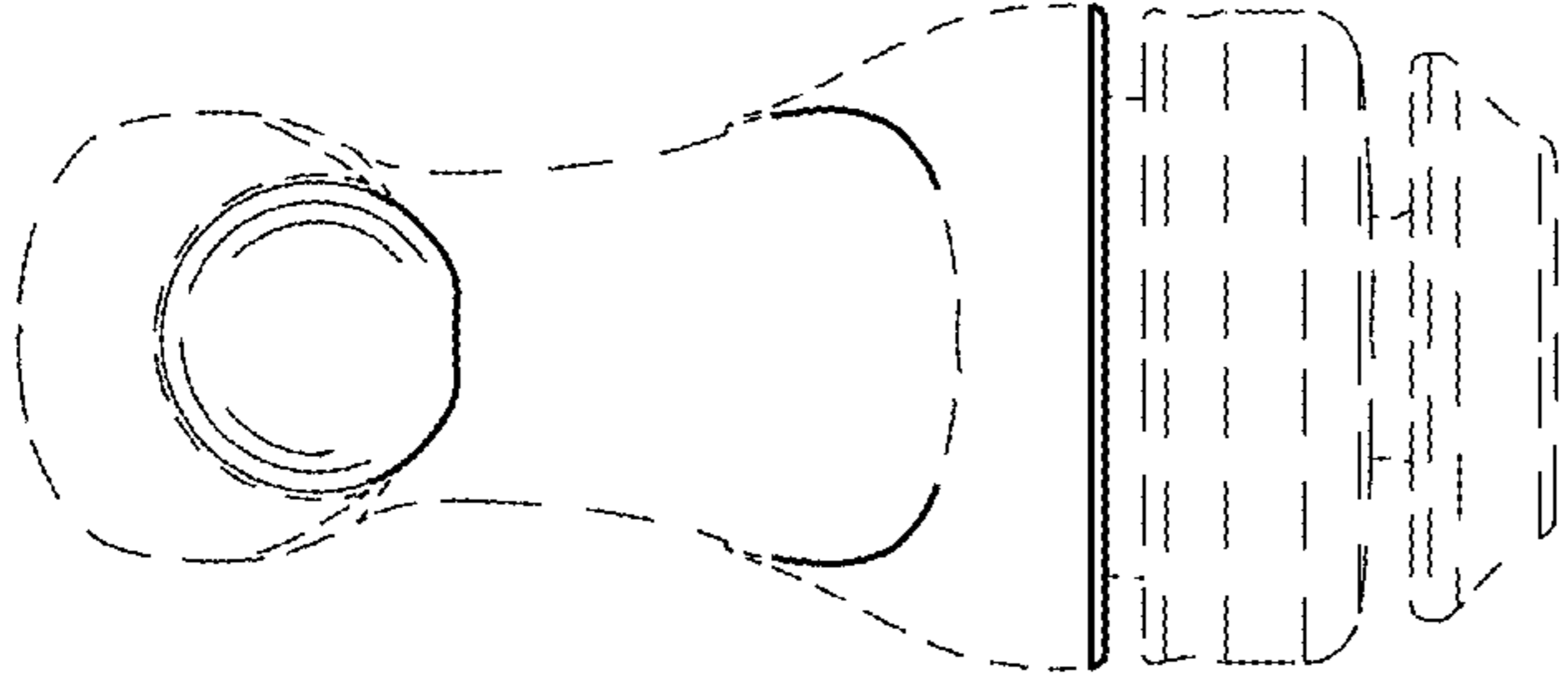


FIGURE 4

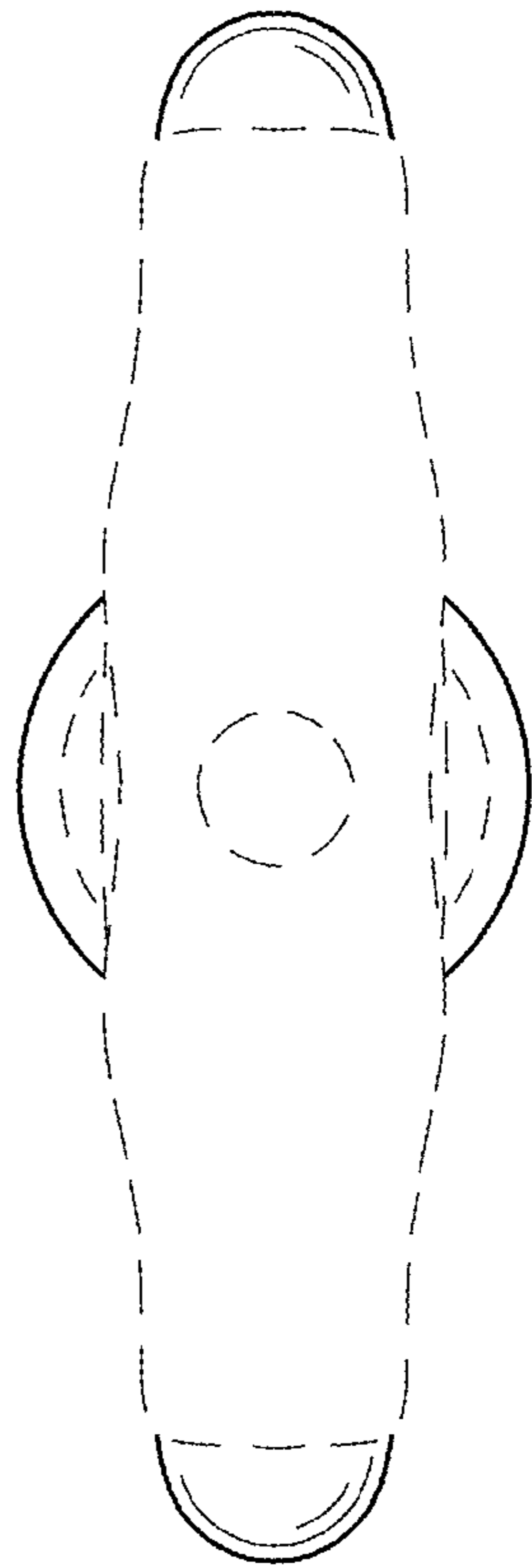
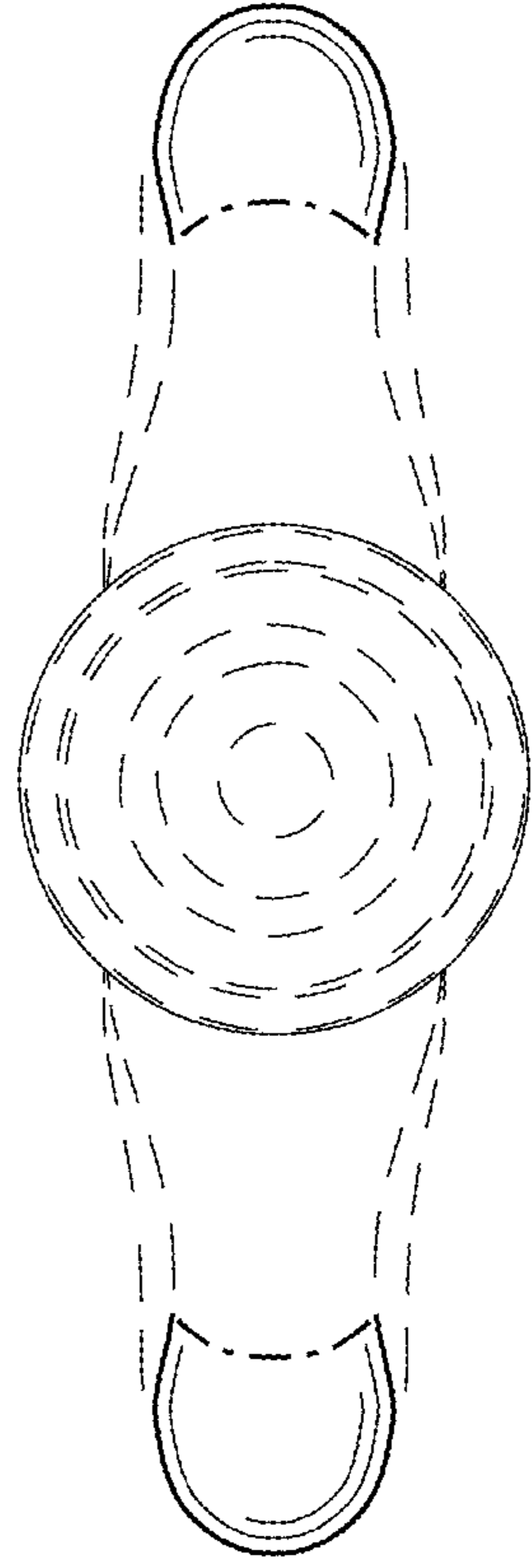


FIGURE 5



UNITED STATES PATENT AND TRADEMARK OFFICE  
**CERTIFICATE OF CORRECTION**

PATENT NO. : D880,972 S  
APPLICATION NO. : 29/621495  
DATED : April 14, 2020  
INVENTOR(S) : Robert Bast et al.

Page 1 of 1

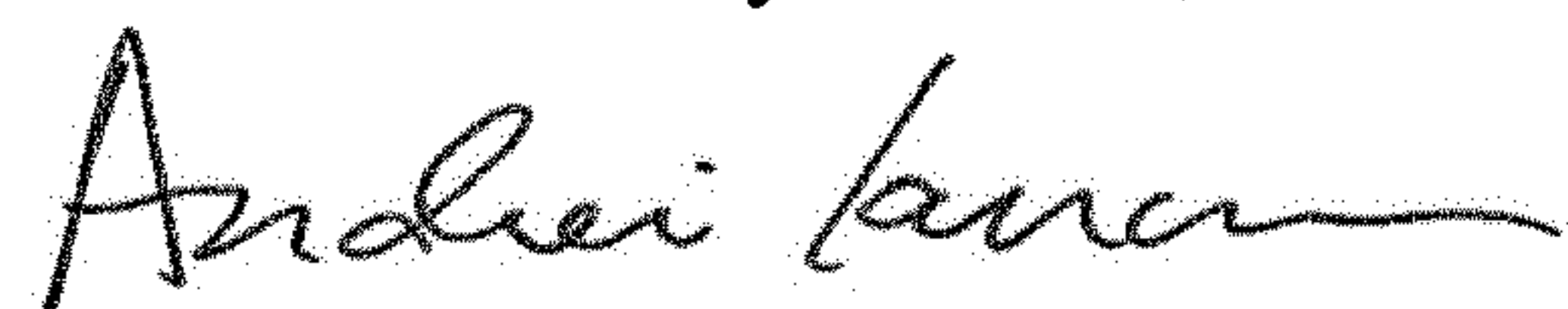
It is certified that error appears in the above-identified patent and that said Letters Patent is hereby corrected as shown below:

On the Title Page

DESCRIPTIONS

Fig. 1, Delete “a fifth embodiment” and substitute therefor -- an embodiment --.

Signed and Sealed this  
Sixteenth Day of June, 2020



Andrei Iancu  
*Director of the United States Patent and Trademark Office*