



US00D880960S

(12) **United States Design Patent** (10) **Patent No.:** **US D880,960 S**
Kern (45) **Date of Patent:** **** Apr. 14, 2020**

- (54) **BARWARE**
- (71) Applicant: **Target Brands, Inc.**, Minneapolis, MN (US)
- (72) Inventor: **Elizabeth Caroline Kern**, Minneapolis, MN (US)
- (73) Assignee: **Target Brands, Inc.**, Minneapolis, MN (US)
- (**) Term: **15 Years**
- (21) Appl. No.: **29/674,093**
- (22) Filed: **Dec. 19, 2018**

D403,204 S	12/1998	Kwok	
D408,219 S	4/1999	Lai	
D410,362 S	6/1999	Lai	
D411,410 S	6/1999	Pedrini	
D416,439 S	* 11/1999	Kwok	D7/395
D422,191 S	4/2000	Jsbeck	
D424,869 S	* 5/2000	Chau	D7/395
D431,753 S	10/2000	Cohen	
D433,873 S	11/2000	Yu	
6,234,662 B1	5/2001	Blake	
D445,316 S	7/2001	Borner	
D447,385 S	9/2001	Saunders	
D455,606 S	* 4/2002	Lee	D7/395
D458,802 S	4/2002	Richied	
D459,148 S	6/2002	Richied	
D459,149 S	6/2002	Richied	
D459,161 S	6/2002	Rowe	
D459,943 S	7/2002	Richied	
D460,318 S	7/2002	Richied	
D464,528 S	10/2002	Yu	
D468,156 S	1/2003	Yu	
D477,498 S	7/2003	Rowe	
D490,270 S	5/2004	Pippel et al.	

(Continued)

Related U.S. Application Data

- (63) Continuation of application No. 29/631,074, filed on Dec. 27, 2017.

- (51) **LOC (12) Cl.** **07-04**
- (52) **U.S. Cl.**
USPC **D7/667**

- (58) **Field of Classification Search**
USPC D7/680-696, 642-664, 393, 395, 401.2, D7/665-668; D8/107, 300, 301, 307; D4/138
CPC A47J 45/06; A47J 45/061; A47J 45/07; A47J 45/071; A47J 45/08; A47J 45/10; A47J 17/02; A47J 43/07; A47J 43/281; A47J 43/386; A47J 43/284; A47J 3/02; A45C 13/26; A45C 13/22; A01F 5/00
See application file for complete search history.

(56) **References Cited**

U.S. PATENT DOCUMENTS

D156,879 S	1/1950	Grundstrom
D210,318 S	2/1968	Wallance
D380,345 S	7/1997	Lu

Primary Examiner — Terry A Wallace

(74) *Attorney, Agent, or Firm* — Merchant & Gould P.C.

(57) **CLAIM**

The ornamental design for a barware, as shown and described.

DESCRIPTION

FIG. 1 is a perspective view of the barware showing my new design.

FIG. 2 is a top view of the barware of FIG. 1;

FIG. 3 is a bottom view of the barware of FIG. 1;

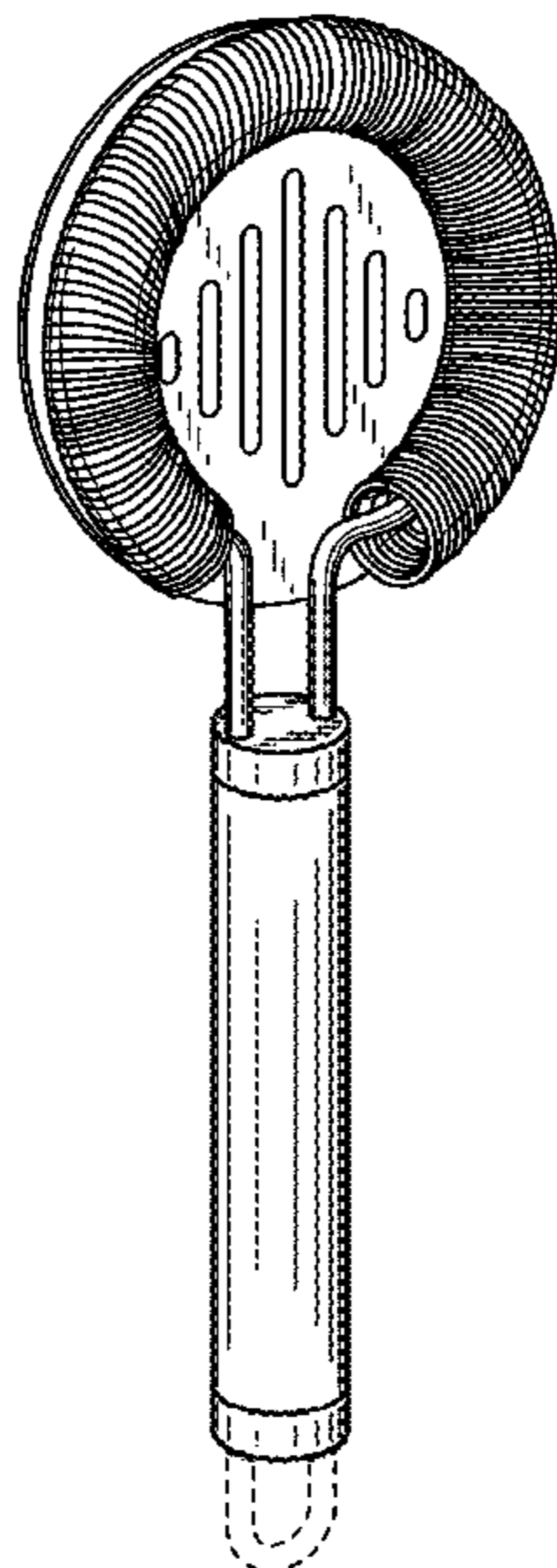
FIG. 4 is a front view of the barware of FIG. 1;

FIG. 5 is a rear view of the barware of FIG. 1; and,

FIG. 6 is a side view of the barware of FIG. 1.

The broken lines are for illustrative purposes only and form no part of the claimed design.

1 Claim, 2 Drawing Sheets



(56)

References Cited

U.S. PATENT DOCUMENTS

D492,165	S	6/2004	Cheung	
D496,217	S	9/2004	Sun	
D503,071	S	3/2005	Lu	
D504,797	S	5/2005	Lu	
D527,959	S *	9/2006	Fung	D7/690
D561,526	S	2/2008	Bunting et al.	
D593,794	S	6/2009	Rae	
D624,264	S	9/2010	Li	
7,827,696	B2 *	11/2010	Settele	A47J 17/02 30/121.5
D630,888	S	1/2011	Bodum	
D632,142	S	2/2011	Lu	
D650,219	S	12/2011	Lu	
D663,159	S	1/2012	Zemel	
8,631,722	B1 *	1/2014	Davis	B25F 1/04 7/155
D699,070	S	2/2014	Rae	
D795,638	S	8/2017	Barberi	
D803,014	S *	11/2017	Boehm	D7/667

* cited by examiner

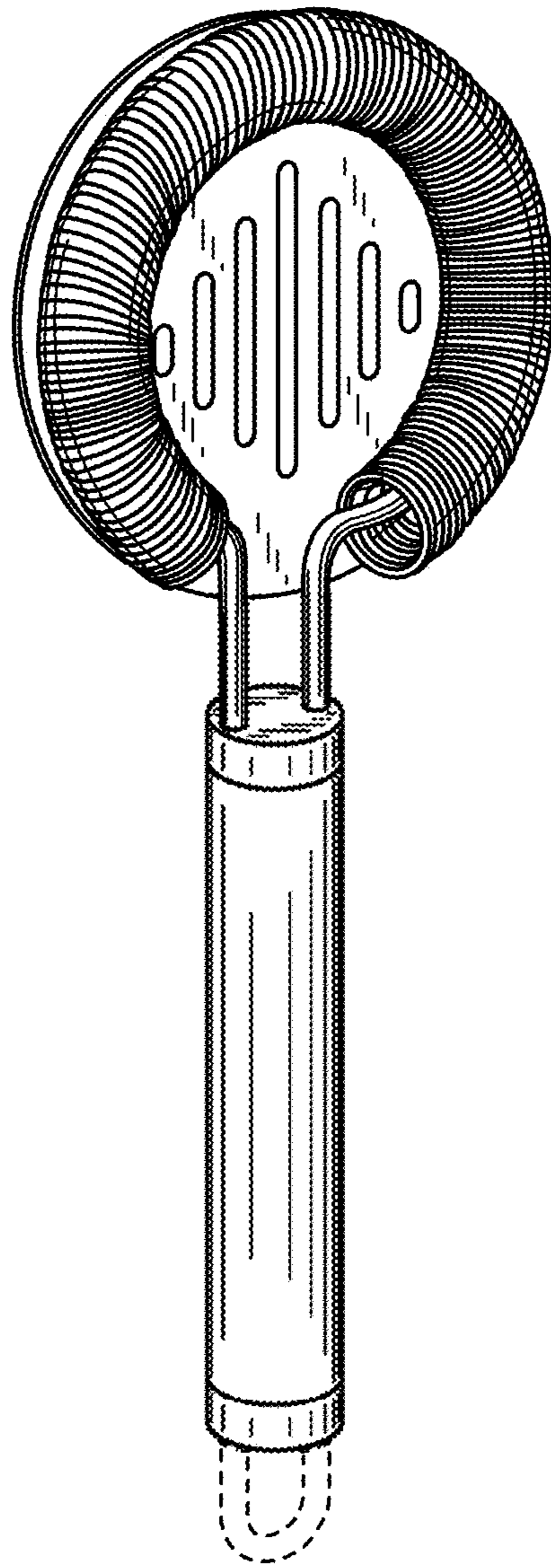


Fig. 1

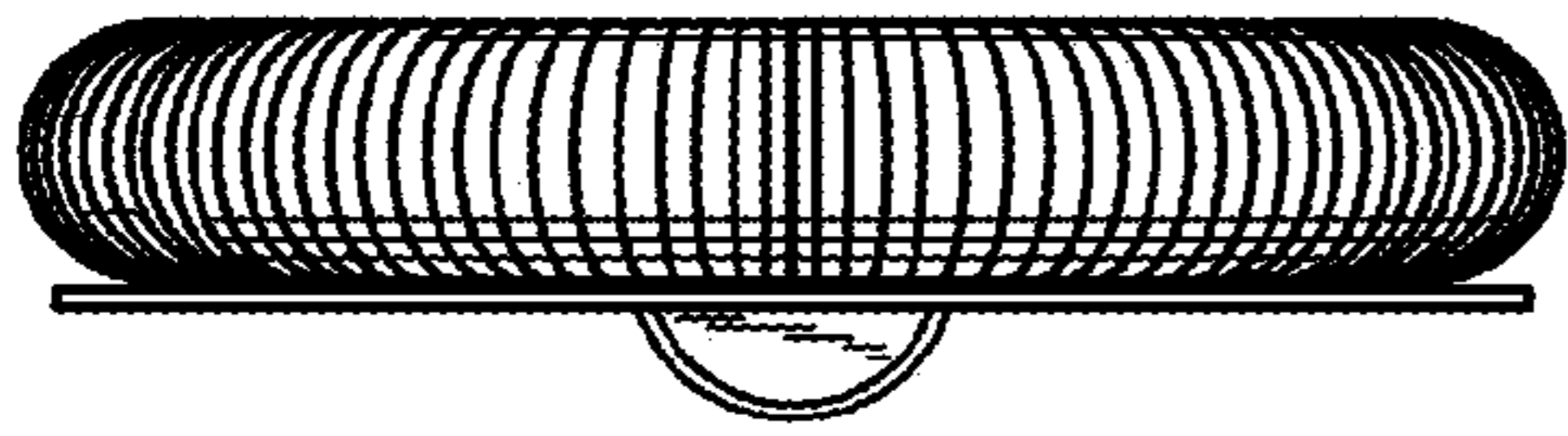


Fig. 2




Fig. 3

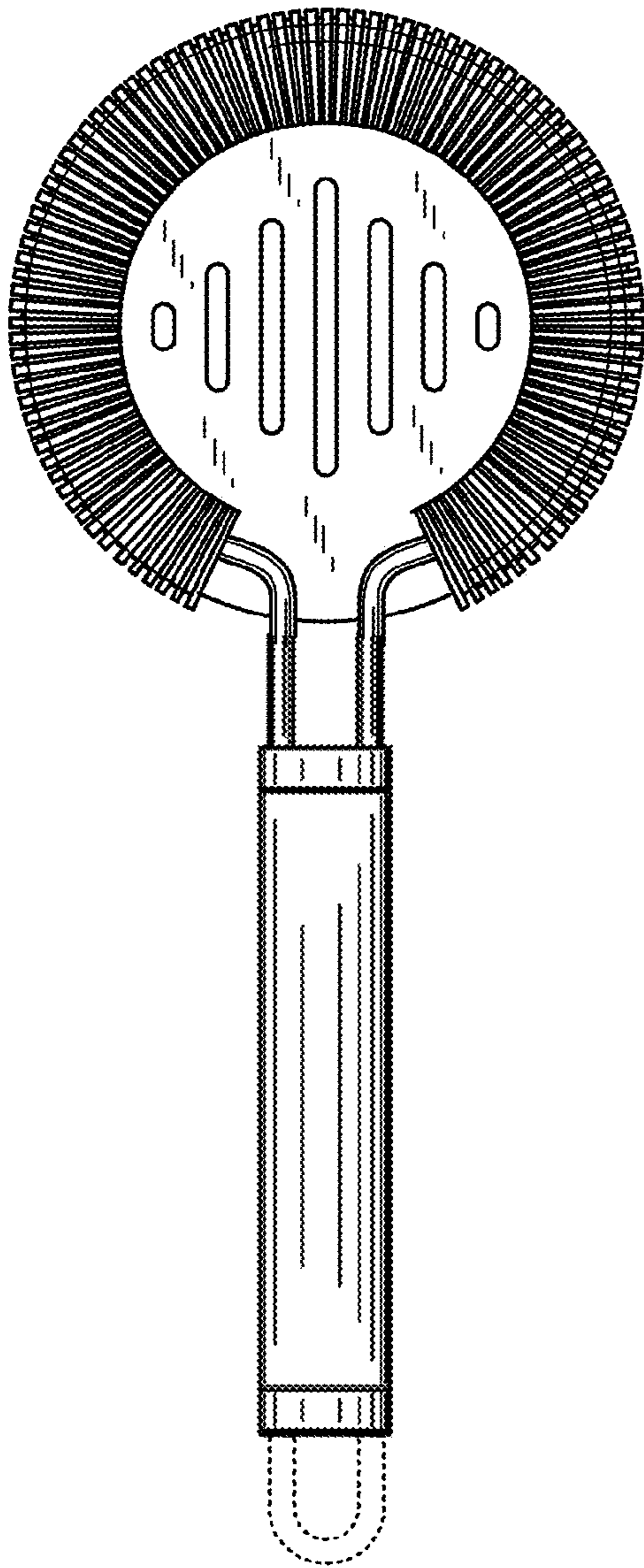


Fig. 4

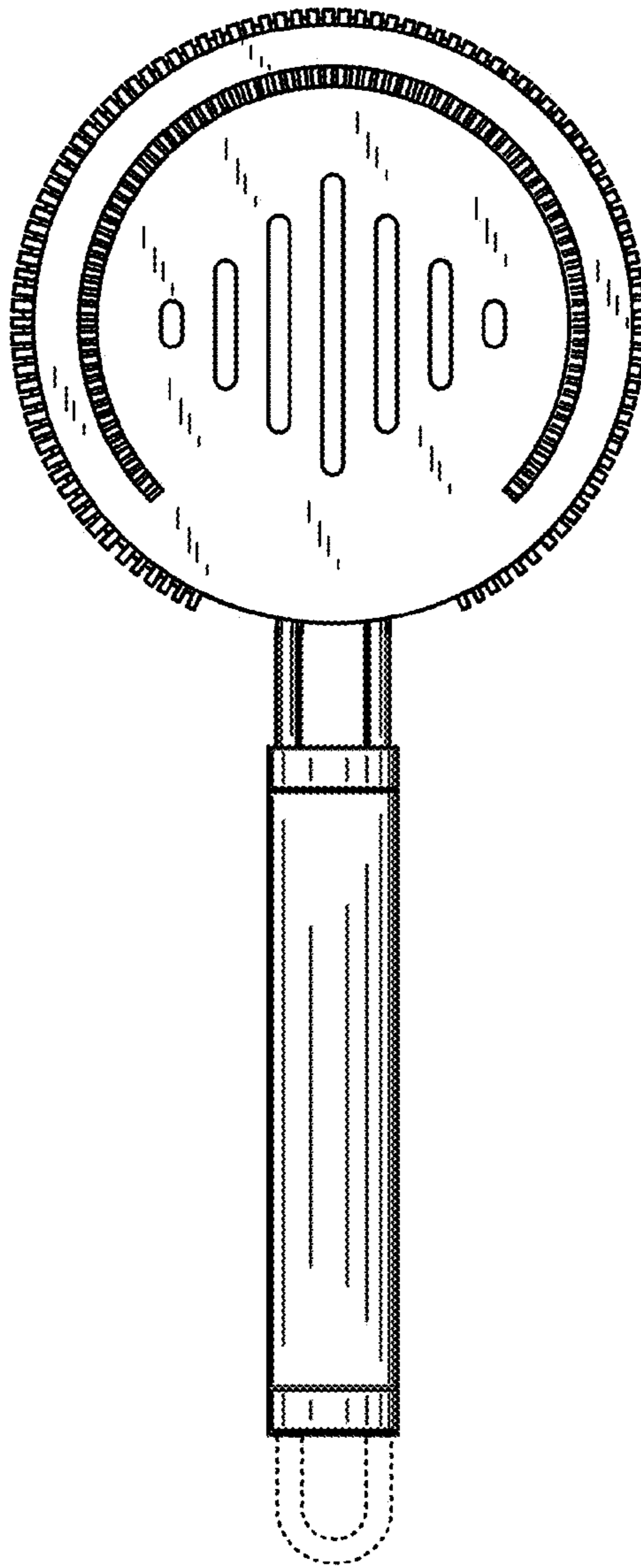


Fig. 5

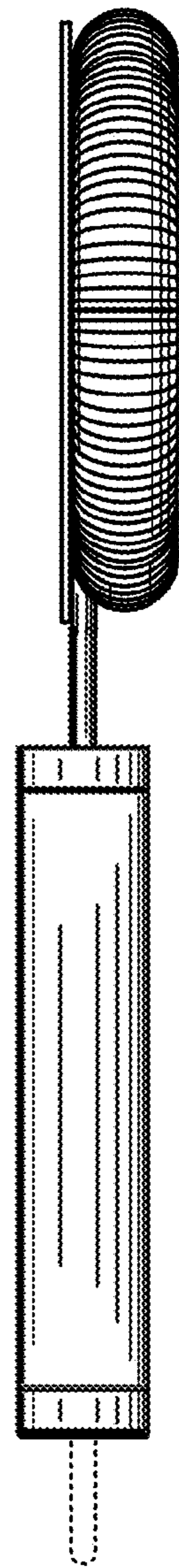


Fig. 6