



US00D880955S

(12) **United States Design Patent**
Littleton

(10) **Patent No.:** **US D880,955 S**
(45) **Date of Patent:** **** Apr. 14, 2020**

(54) **LEATHER TUMBLER SLEEVE**
(71) Applicant: **Colonel Littleton Ltd., Inc.**, Lynnville,
TN (US)
(72) Inventor: **Garry A. Littleton**, Lynnville, TN (US)
(73) Assignee: **Colonel Littleton Ltd., Inc.**, Lynnville,
TN (US)
(**) Term: **15 Years**

6,290,091 B1 9/2001 Bell
D474,887 S 5/2003 Forster
7,484,249 B1 * 2/2009 Reese A41D 13/04
2/48
7,510,157 B2 3/2009 Oliver
D625,513 S * 10/2010 Carnes D3/229
7,896,205 B1 * 3/2011 Gonzalez A45F 5/00
224/148.6
D739,240 S 9/2015 Satterfield et al.
9,480,353 B1 11/2016 Chuang
D776,920 S * 1/2017 Hernandez D3/229
(Continued)

(21) Appl. No.: **29/698,645**

OTHER PUBLICATIONS

(22) Filed: **Jul. 18, 2019**

U.S. Appl. No. 16/387,399, filed Apr. 17, 2019, for Traveler Leather
Tumbler Sleeve.

Related U.S. Application Data

(Continued)

(63) Continuation of application No. 16/387,399, filed on
Apr. 17, 2019, now Pat. No. 10,537,168.

Primary Examiner — Terry A Wallace

(51) **LOC (12) Cl.** **07-06**

(74) *Attorney, Agent, or Firm* — Waller Lansden Dortch
& Davis, LLP; Matthew C. Cox

(52) **U.S. Cl.**

USPC **D7/624.2**

(57) **CLAIM**

(58) **Field of Classification Search**

USPC D7/603–608, 619.1–625; D3/229;
294/27.1, 31.2, 149; 224/148.4–148.6;
220/739; 215/396, 397

What is claimed is the ornamental design for a leather
tumbler sleeve, as shown and described.

CPC A45F 3/16; A45F 5/10; A45F 2005/1006;
A45F 2005/1013; A45F 2200/0583; B65D
81/3876; B65D 81/3881; B65D 81/3823;
B65D 81/3886; B65D 23/108; A47G
23/0216; F25D 3/08; F25D 3/14; F25D
2331/804; A45C 11/20

DESCRIPTION

See application file for complete search history.

FIG. 1 is an environmental perspective view of the leather
tumbler sleeve showing Applicant's new design.

FIG. 2 is a front elevational view thereof.

FIG. 3 is a rear elevational view thereof.

FIG. 4 is a left elevational view thereof.

FIG. 5 is a right elevational view thereof.

FIG. 6 is a top-down view thereof; and,

FIG. 7 is a bottom-up view thereof.

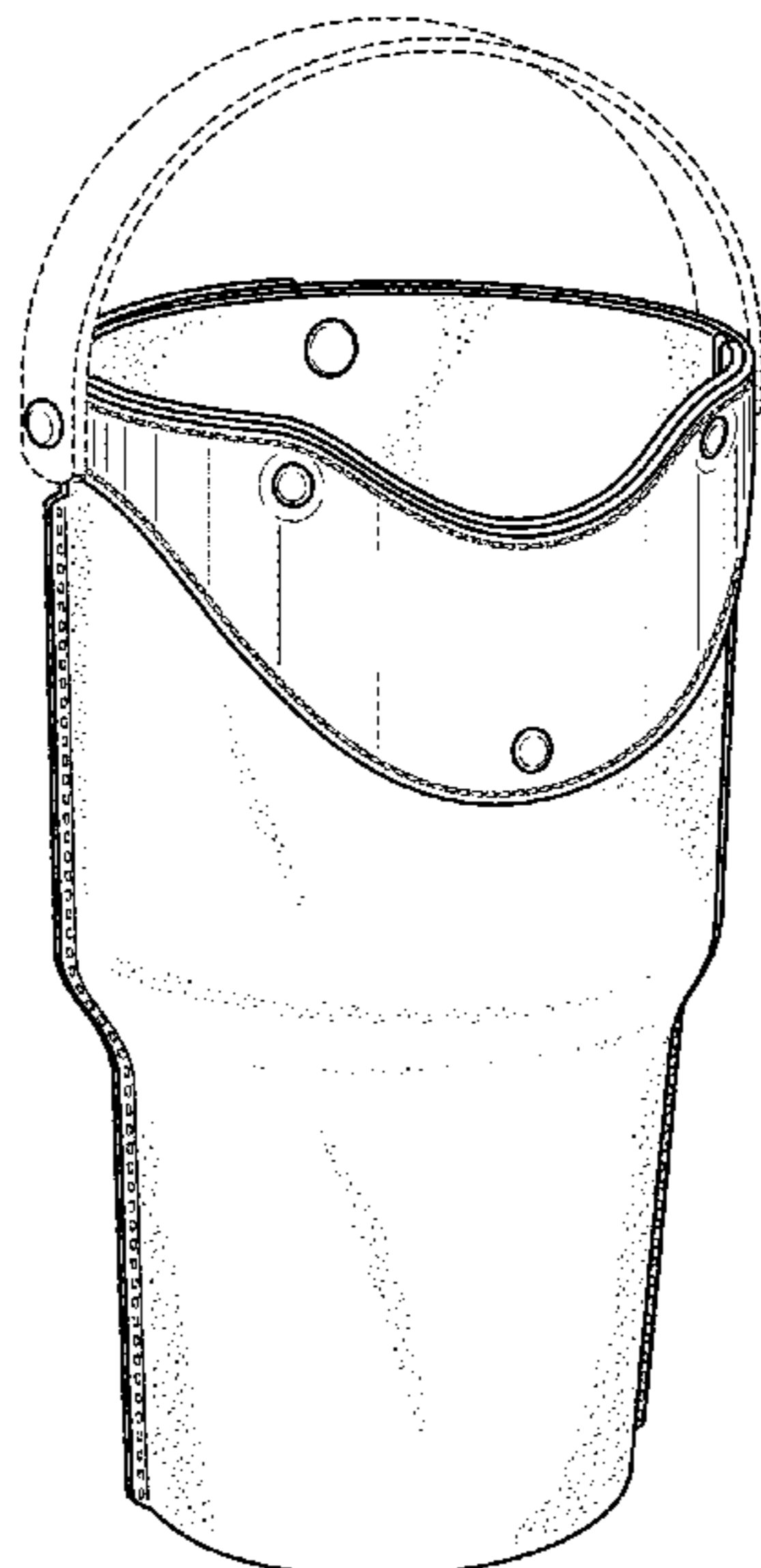
The structural features depicted by broken lines in the
Figures have been provided for the purpose of illustrating
portions of the leather tumbler sleeve that form no part of the
claimed design.

(56) **References Cited**

U.S. PATENT DOCUMENTS

4,540,611 A * 9/1985 Henderson B65D 23/08
150/901
5,454,497 A * 10/1995 Kettelson A45F 5/00
211/74

1 Claim, 6 Drawing Sheets



(56)

References Cited

U.S. PATENT DOCUMENTS

D778,597	S	2/2017	Lynch et al.	
2002/0145295	A1	10/2002	Frank et al.	
2006/0037982	A1*	2/2006	Lesser	A45F 5/00 224/148.4
2007/0138217	A1	6/2007	Hranilovich	
2009/0126149	A1	5/2009	Whittaker	
2011/0192859	A1	8/2011	Belford	
2014/0021730	A1	1/2014	Miwa	

OTHER PUBLICATIONS

U.S. Appl. No. 29/698,642, filed Jul. 18, 2019, for Leather Tumbler Sleeve, which claims priority to U.S. Appl. No. 16/387,399.

* cited by examiner

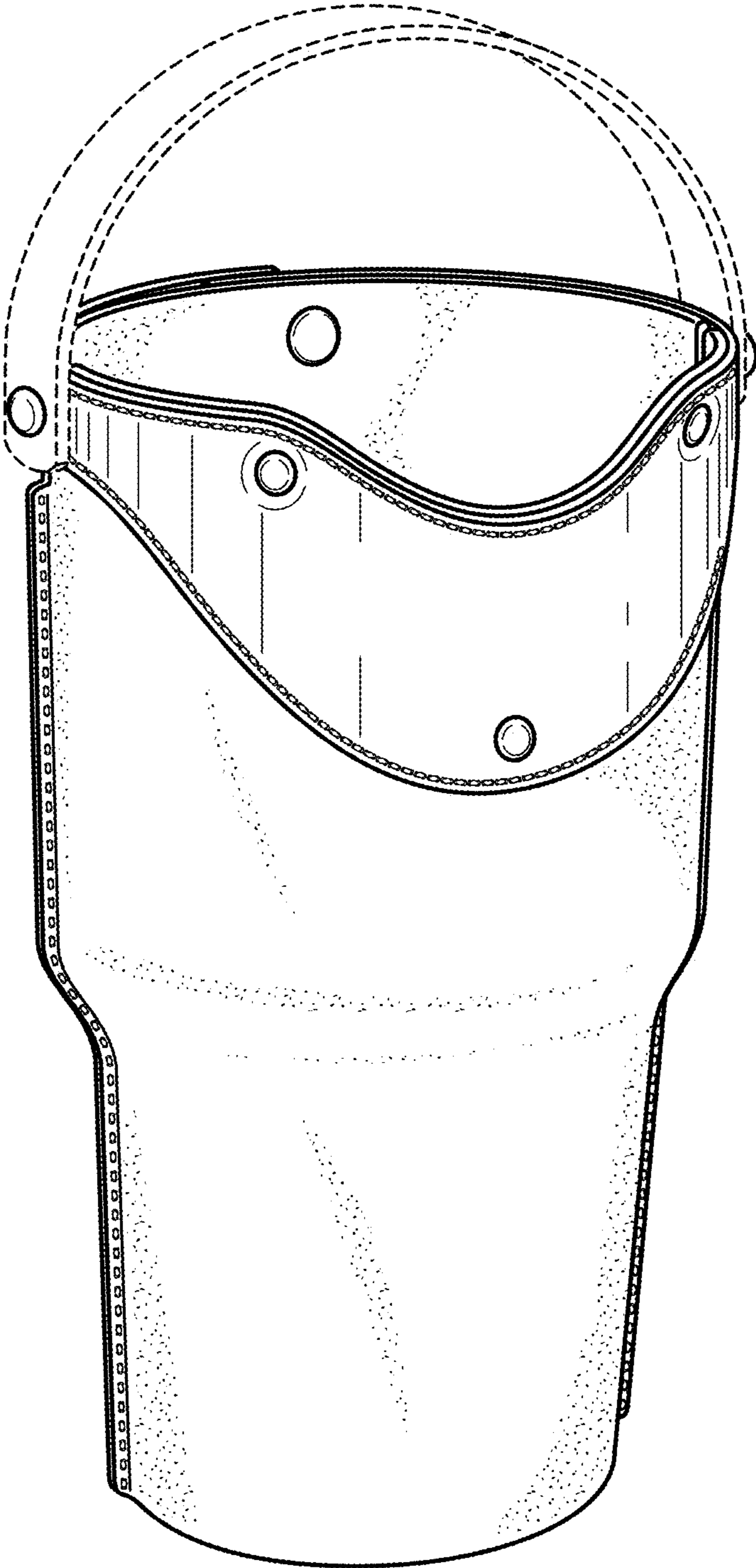


FIG. 1

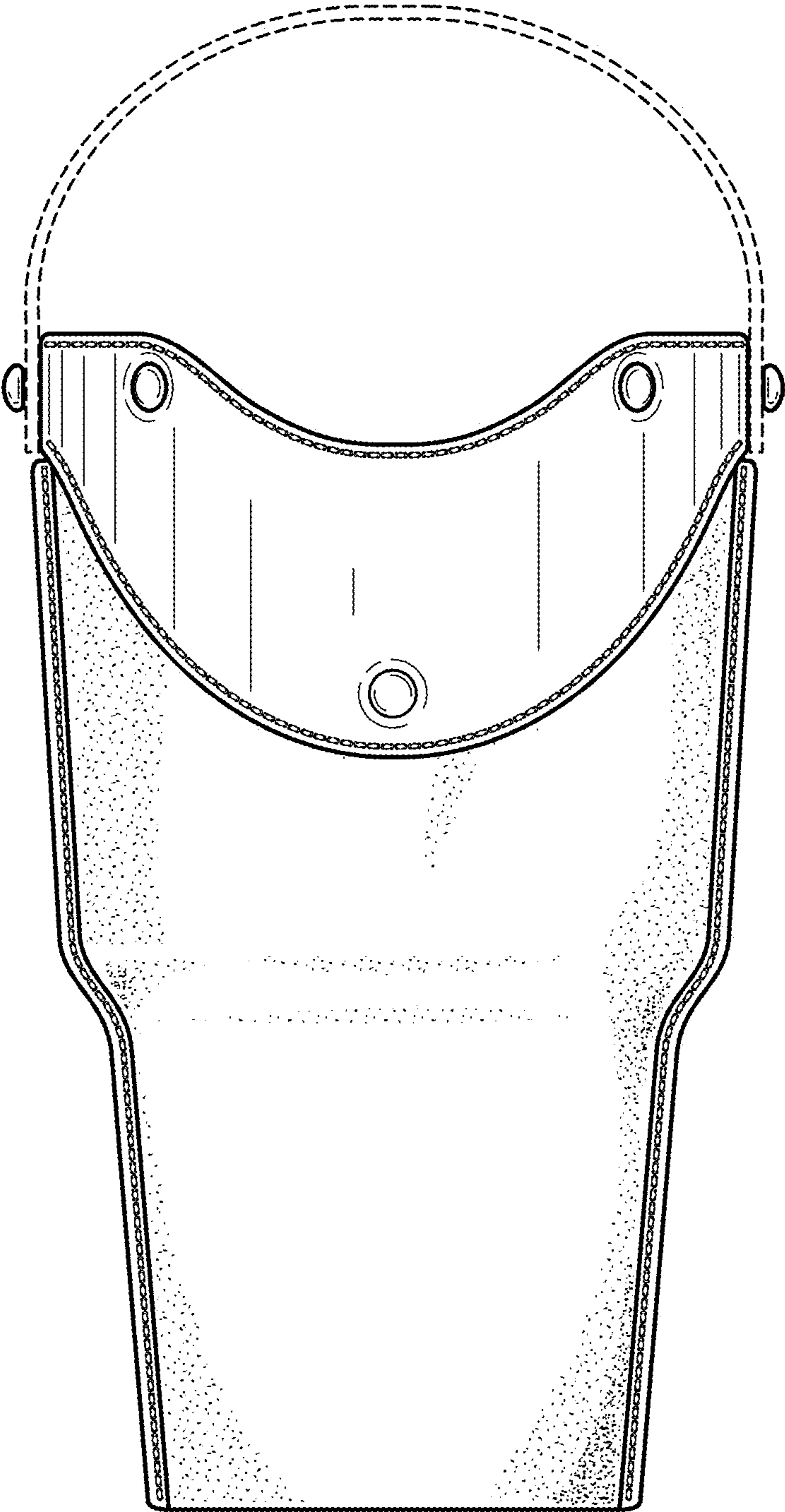


FIG. 2

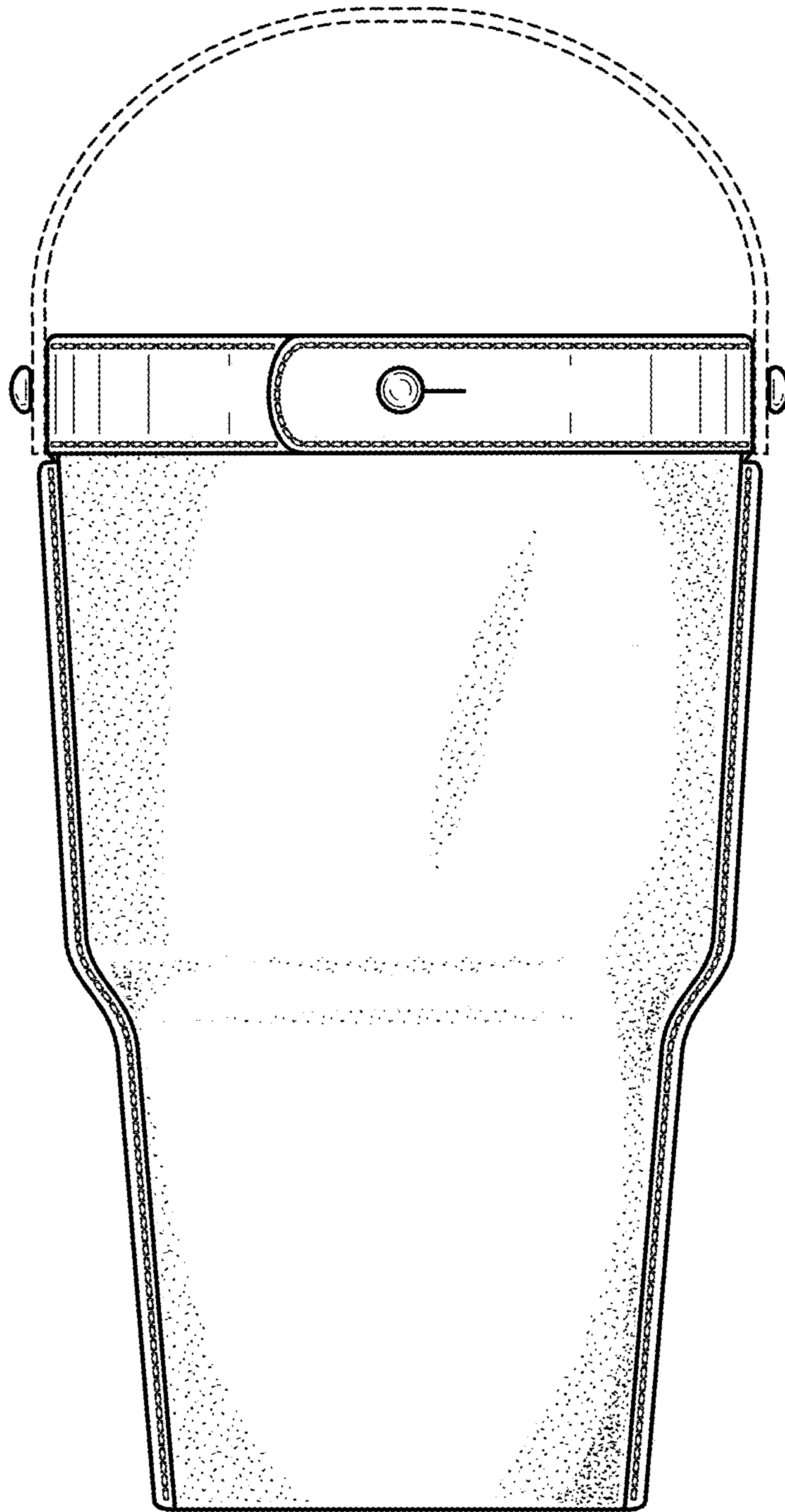


FIG. 3

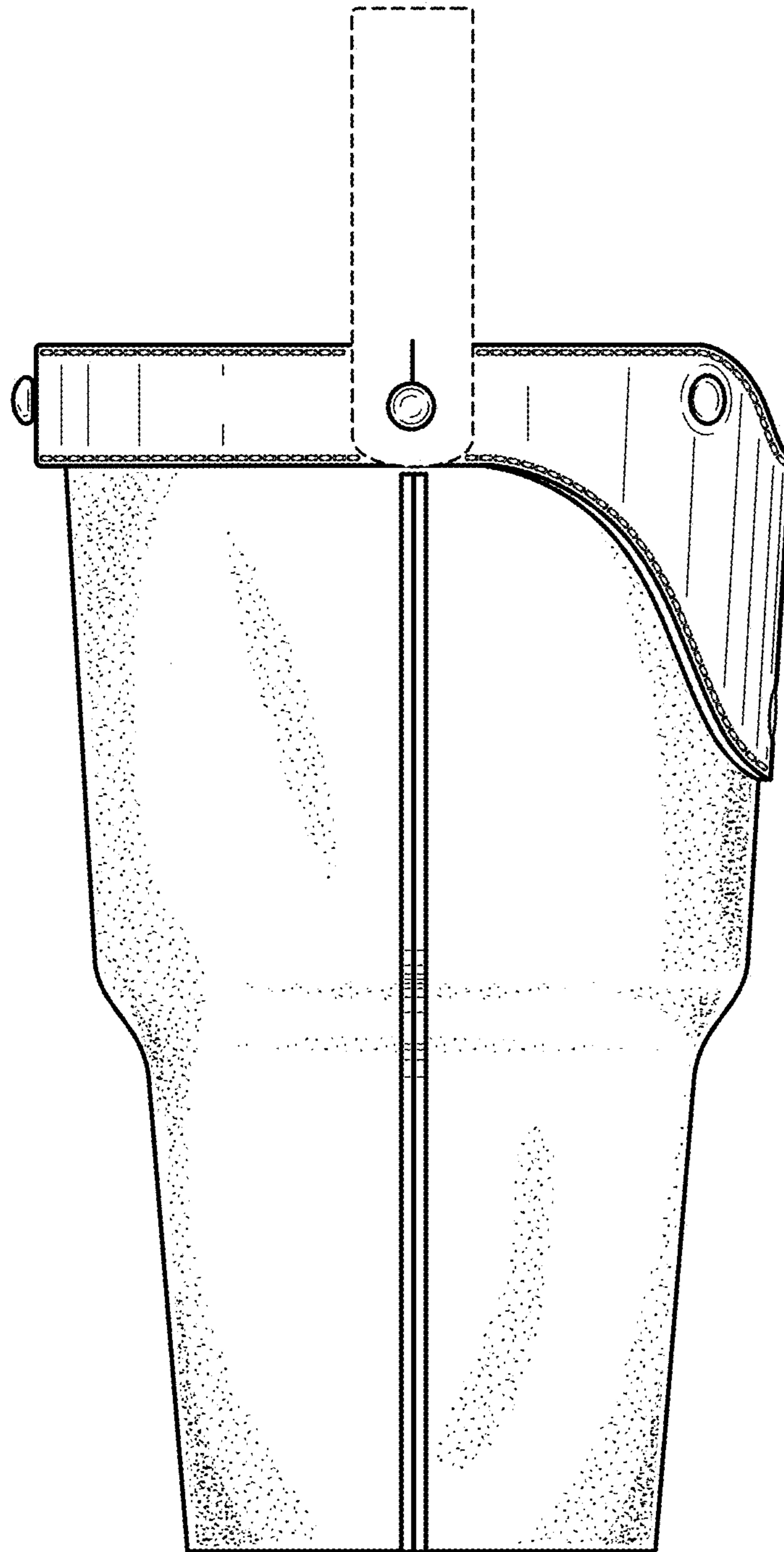


FIG. 4

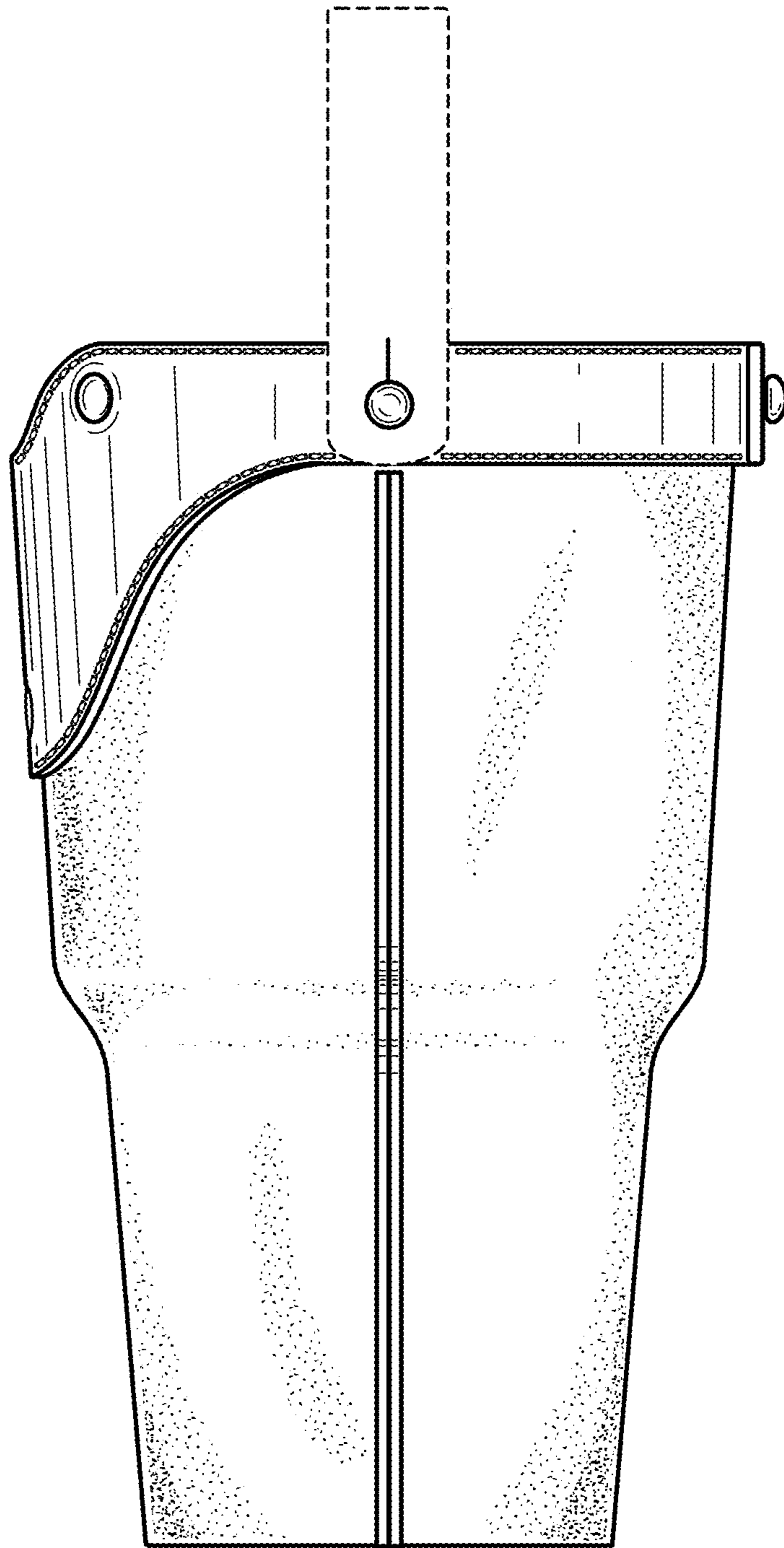


FIG. 5

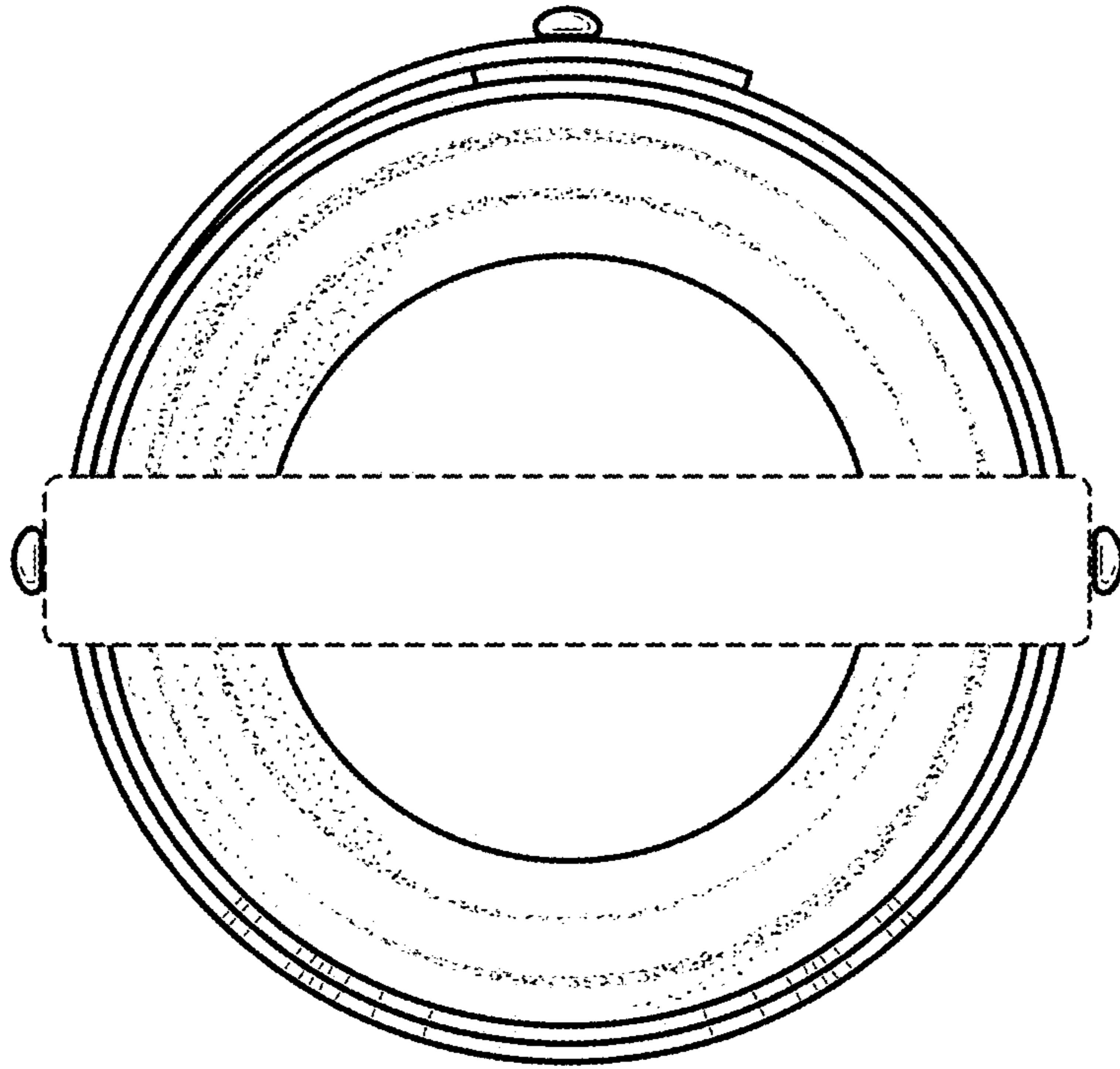


FIG. 6

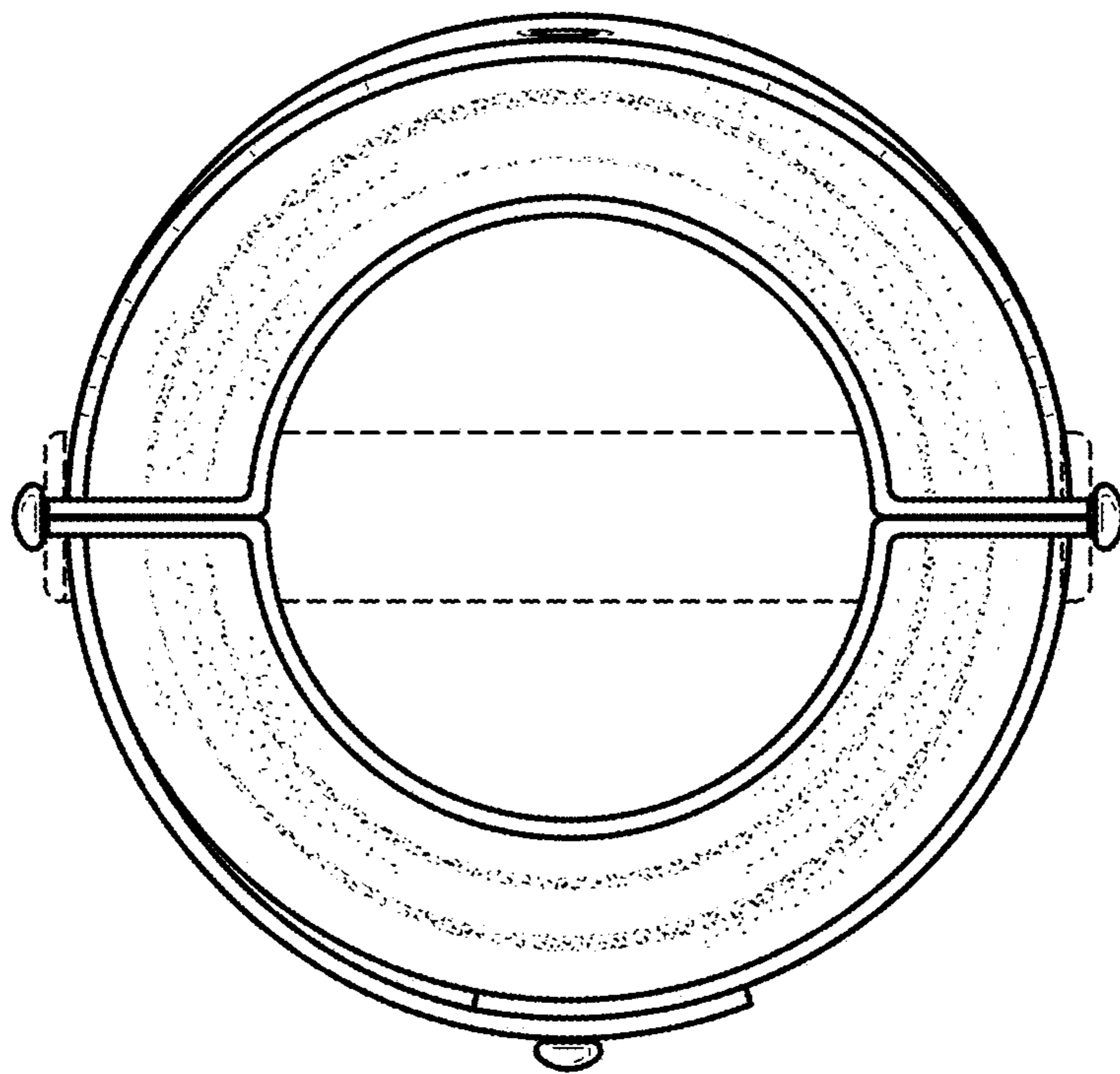


FIG. 7