



US00D880947S

(12) **United States Design Patent**  
**Oh**

(10) **Patent No.:** **US D880,947 S**

(45) **Date of Patent:** **\*\* Apr. 14, 2020**

(54) **BEVERAGE TRAY WITH WIRELESS CHARGER**

(71) Applicant: **Junhyeok Oh**, Seoul (KR)

(72) Inventor: **Junhyeok Oh**, Seoul (KR)

(\*\*) Term: **15 Years**

(21) Appl. No.: **29/654,368**

(22) Filed: **Jun. 22, 2018**

(51) **LOC (12) Cl.** ..... **07-01**

(52) **U.S. Cl.**  
USPC ..... **D7/584**; D13/108

(58) **Field of Classification Search**  
USPC ..... D7/500, 584, 554.2, 505, 543, 544,  
D7/553.4, 553.5, 553.8, 501, 586, 359,  
D7/388, 409, 552.2, 553.6; 220/574, 738;  
206/216, 23.83; D9/744; D13/108  
CPC ..... A47G 19/025; A47G 19/02  
See application file for complete search history.

(56) **References Cited**

**U.S. PATENT DOCUMENTS**

2,878,932	A *	3/1959	Martire, Jr.	.....	A47G 23/06 206/564
D383,338	S *	9/1997	Gibbs	.....	D19/59
D560,099	S *	1/2008	Hatcher	.....	D7/554.3
7,506,763	B2 *	3/2009	Hatcher	.....	A47G 23/06 206/564
D637,951	S *	5/2011	Perez	.....	D13/108
D652,259	S *	1/2012	Hatcher	.....	D7/553.5
D653,083	S *	1/2012	Hatcher	.....	D7/553.5
D659,093	S *	5/2012	Schmid	.....	D13/108
D706,212	S *	6/2014	Zwierstra	.....	D13/107
D712,204	S *	9/2014	Hatcher	.....	D7/553.5
D718,236	S *	11/2014	Murray	.....	D13/108
D722,962	S *	2/2015	Kim	.....	D13/108
8,967,421	B2 *	3/2015	Starkey-Johnson	.....	B44D 3/00 206/564
D767,941	S *	10/2016	Laurain	.....	D6/616

D782,976	S *	4/2017	Zhang	.....	D13/108
D786,791	S *	5/2017	Jeong	.....	D13/108
D796,435	S *	9/2017	Cho	.....	D13/108
9,878,529	B2 *	1/2018	Arce	.....	B65D 21/0227
D812,556	S *	3/2018	Xu	.....	D13/103
D844,006	S *	3/2019	Molnar	.....	D14/434
D845,897	S *	4/2019	Kim	.....	D13/108
D850,371	S *	6/2019	Yun	.....	D13/108
D850,372	S *	6/2019	Kong	.....	D13/108
D860,132	S *	9/2019	Fu	.....	D13/108

(Continued)

*Primary Examiner* — Cynthia R Underwood

(74) *Attorney, Agent, or Firm* — Heedong Chae; Lucem, PC

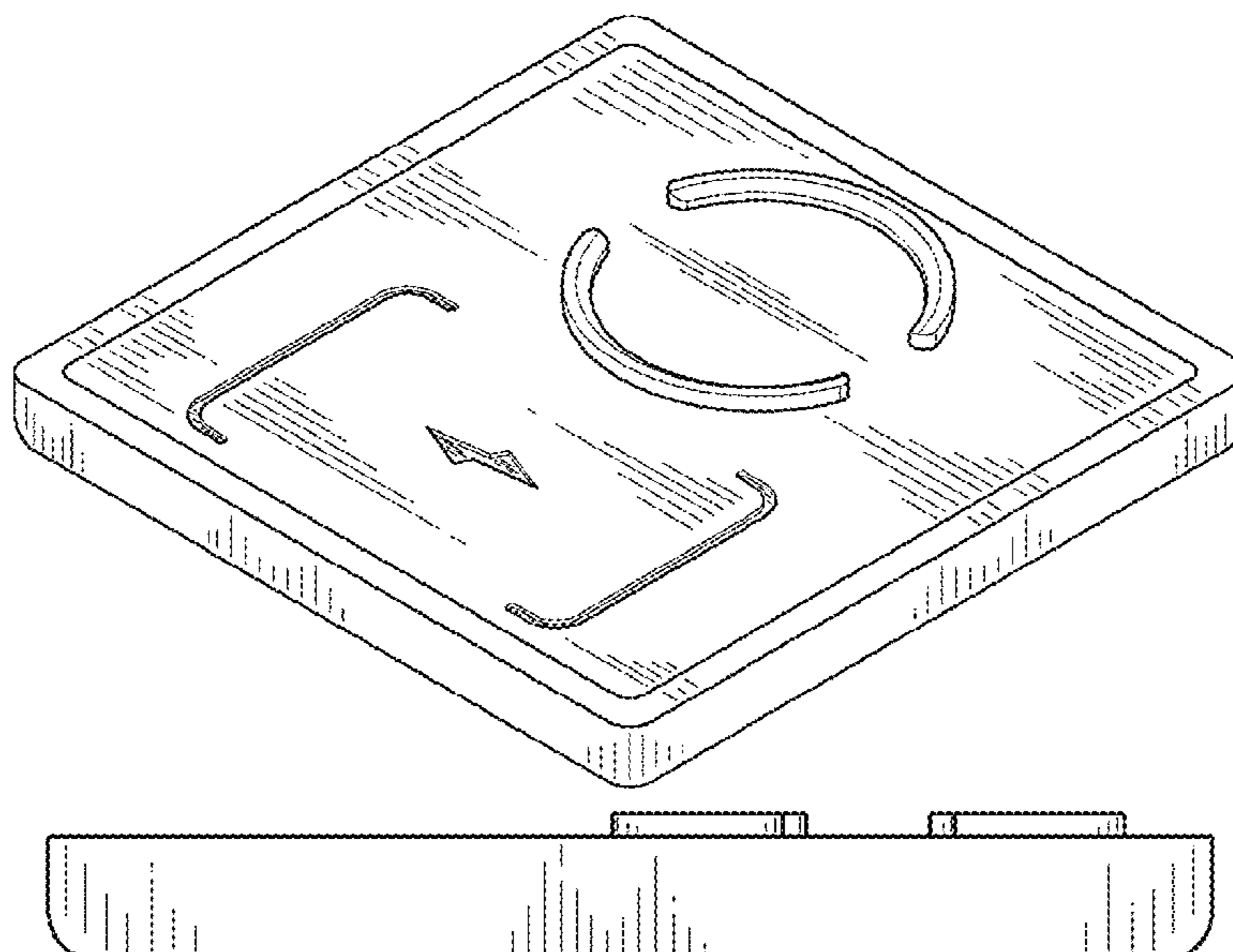
(57) **CLAIM**

The ornamental design for a beverage tray with wireless charger, as shown and described.

**DESCRIPTION**

FIG. 1 is a front perspective view of the beverage tray with wireless charger showing my new design; FIG. 2 is a front elevational view thereof; FIG. 3 is a rear elevational view thereof; FIG. 4 is a left side view thereof; FIG. 5 is a right side view thereof; FIG. 6 is a top plan view thereof; and FIG. 7 is a bottom plan view thereof. FIG. 8 is a front perspective view thereof showing the beverage tray with wireless charger in an environment of use; and, FIG. 9 is a front perspective view thereof showing the beverage tray with wireless charger stacked on a charging station and being charged. The dot-dash broken lines depict the boundary of the claim and form no part of the claimed design. The dashed broken lines throughout the drawing figures depict environmental subject matter that forms no part of the claimed design.

**1 Claim, 6 Drawing Sheets**



(56)

**References Cited**

U.S. PATENT DOCUMENTS

D863,218 S \* 10/2019 Chen ..... D13/108  
D863,219 S \* 10/2019 Chen ..... D13/108  
D865,664 S \* 11/2019 Liao ..... D13/108  
D865,668 S \* 11/2019 Roberts ..... D13/108  
D866,458 S \* 11/2019 Chen ..... D13/108  
2017/0265688 A1\* 9/2017 Singh ..... A47J 47/005  
2018/0084951 A1\* 3/2018 Eckholm ..... A47J 47/005  
2018/0110377 A1\* 4/2018 Assassa ..... A47J 47/005  
2018/0168374 A1\* 6/2018 Porco ..... A47G 19/06

\* cited by examiner

FIG. 1

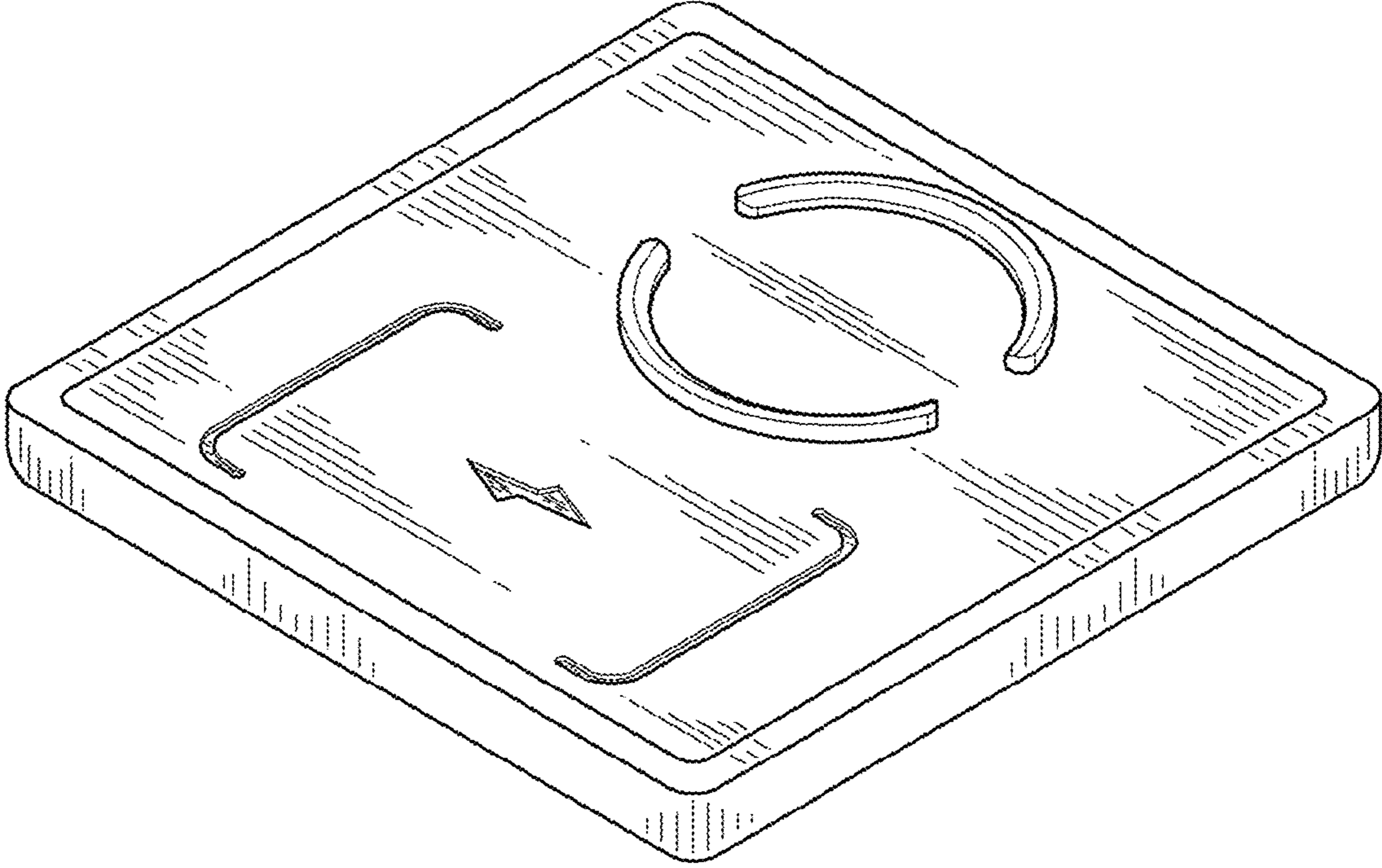


FIG. 2

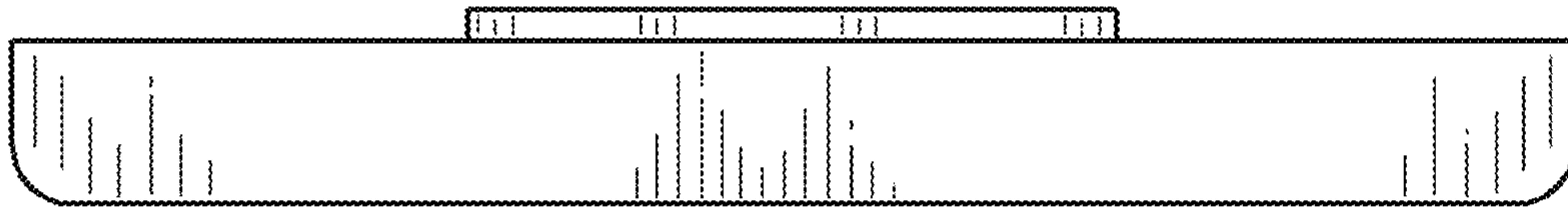


FIG. 3

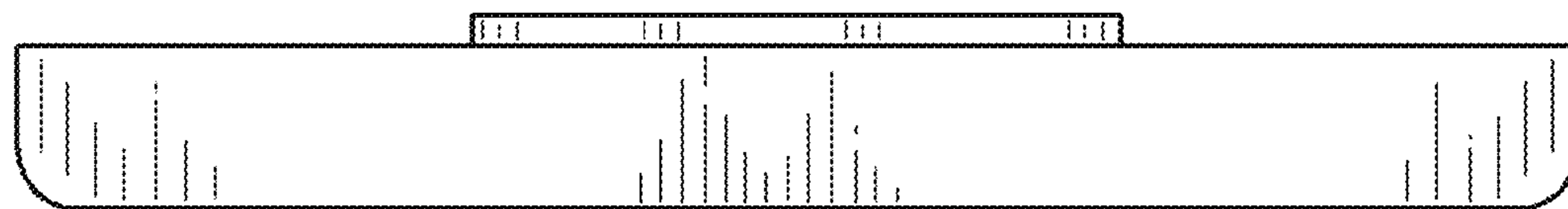


FIG. 4

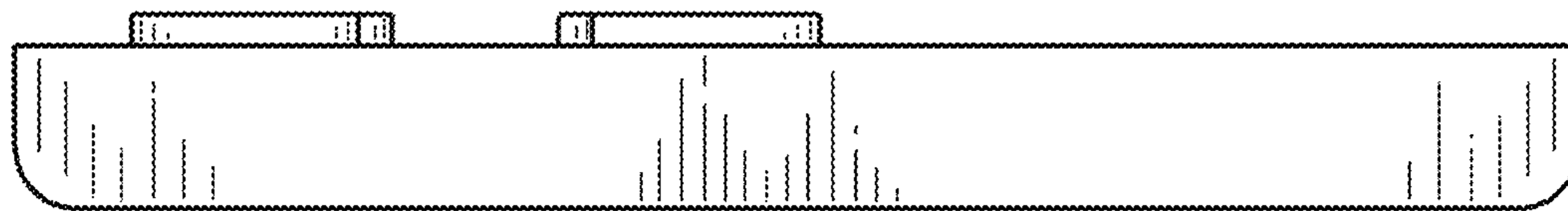


FIG. 5




FIG. 6

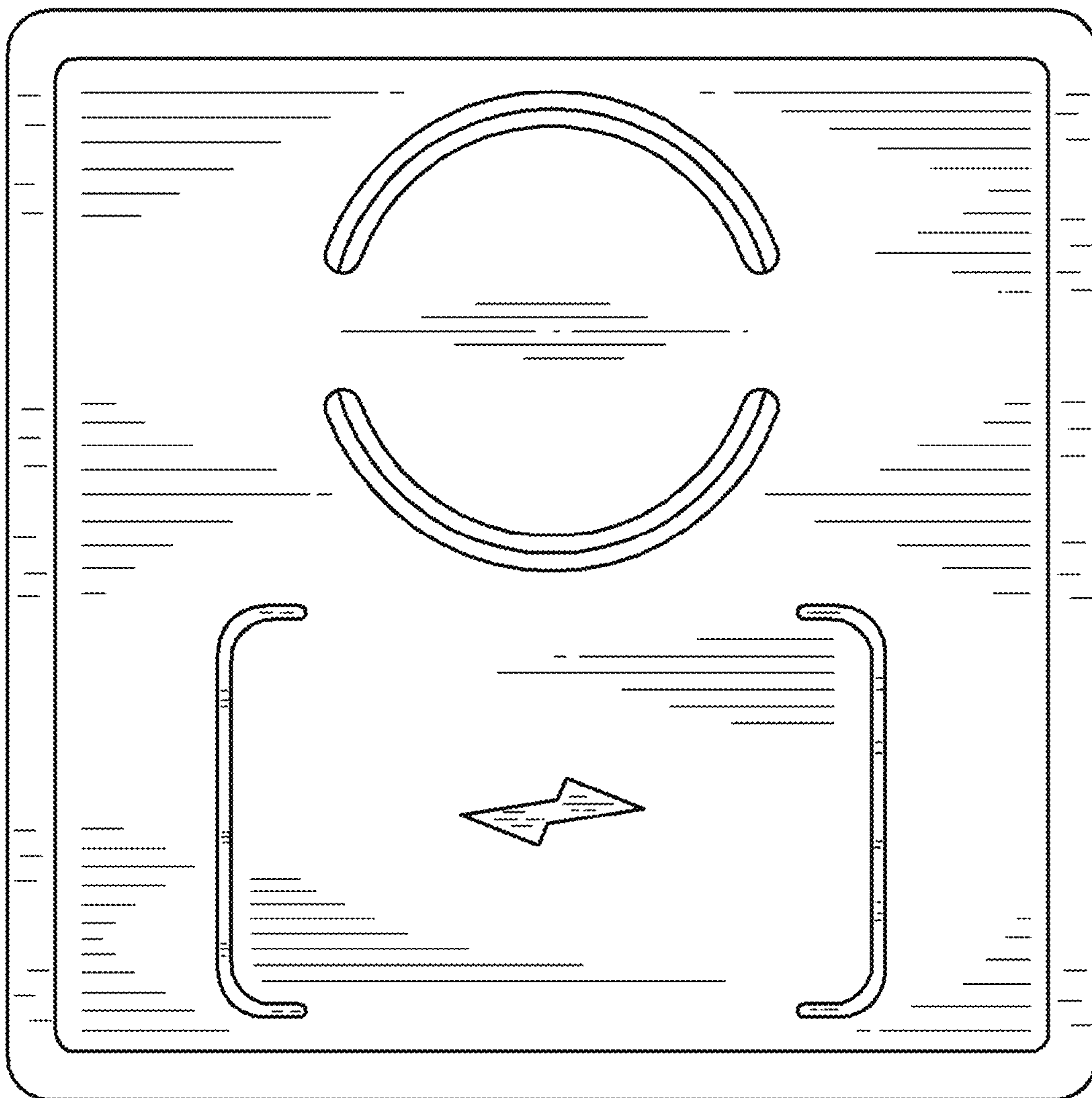


FIG. 7




FIG. 8

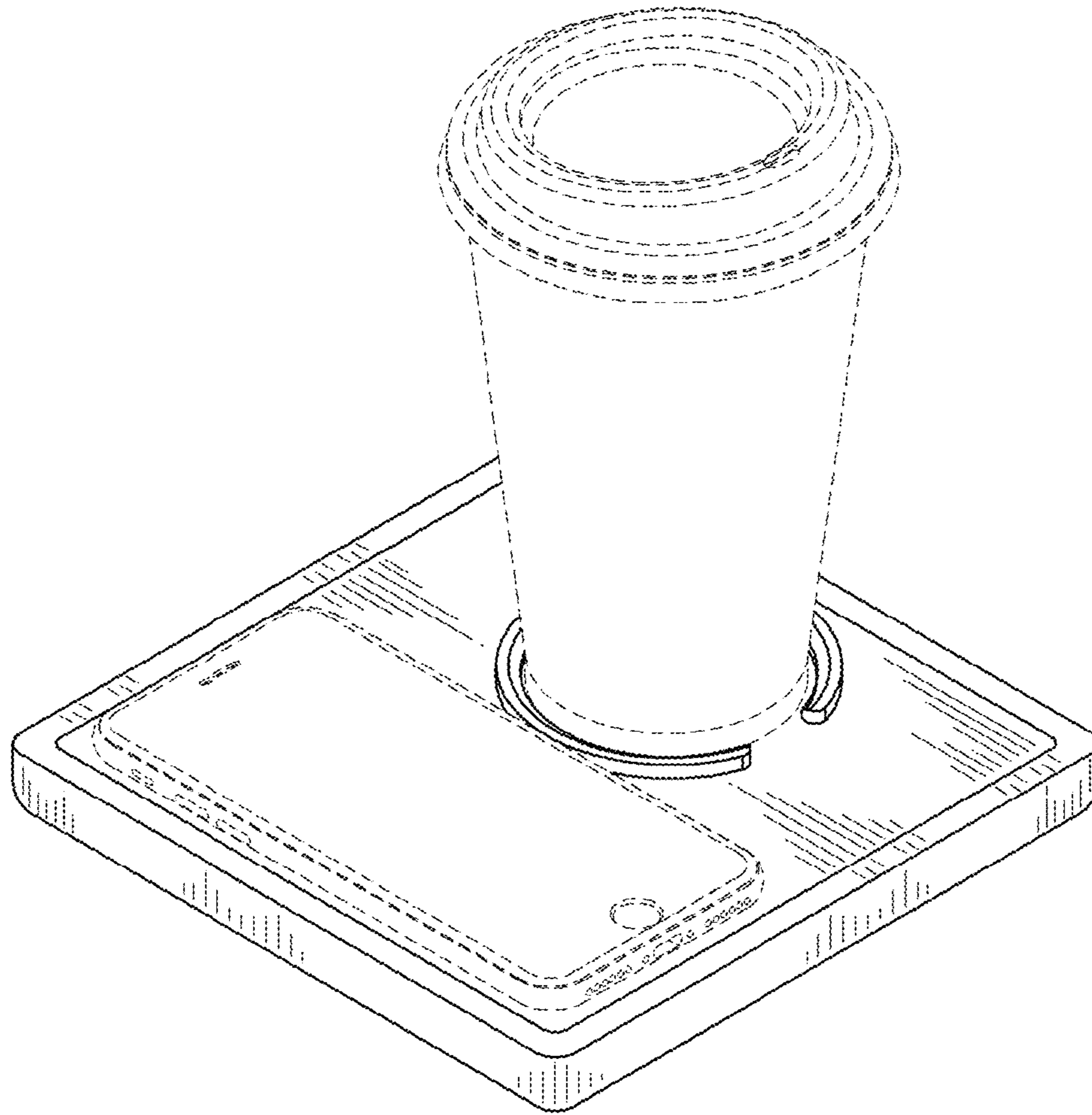


FIG. 9

