



US00D880940S

(12) **United States Design Patent**
Wang

(10) **Patent No.:** **US D880,940 S**

(45) **Date of Patent:** **** Apr. 14, 2020**

(54) **FOOD SEPARATOR**

(71) Applicant: **Dongguan Lead Silicone Products Co., Ltd.**, Dongguan (CN)

(72) Inventor: **Shuling Wang**, Dongguan (CN)

(**) Term: **15 Years**

(21) Appl. No.: **29/690,071**

(22) Filed: **May 5, 2019**

(51) **LOC (12) Cl.** **31-00**

(52) **U.S. Cl.**

USPC **D7/412**; D7/376; D7/378; D7/384

(58) **Field of Classification Search**

USPC D7/372, 376–386, 412–413, 602, 629, D7/665–666, 669, 679, 693–694; D8/8; D15/17, 29, 138, 139; D23/377; D26/118

CPC A01D 34/63; A01D 34/73; A01J 15/06; A21C 1/02; A21C 1/04; A23N 1/00; A23N 1/02; A47J 43/04; A47J 43/25; A47J 43/27; A47J 43/042; A47J 43/044; A47J 43/046; A47J 43/075; A47J 43/0722; A47J 43/0727; B01F 3/00; B01F 3/0807; B01F 3/0853; B01F 13/0059; B01F 13/0064; B02C 1/08; B02C 2/04; B02C 4/42; B02C 4/142; B02C 4/143; B02C 4/423; B02C 13/1835; B28C 5/10; B28C 5/12; B28C 5/14; B28C 5/16

See application file for complete search history.

(56) **References Cited**

U.S. PATENT DOCUMENTS

2,250,142 A * 7/1941 Umstead A01J 15/06
248/660
3,343,350 A * 9/1967 Freedlander A01D 34/73
56/295

D255,451 S * 6/1980 Herbst D15/138
4,250,621 A * 2/1981 Houle A01D 34/73
30/347
4,302,878 A * 12/1981 Bonforte A01D 34/73
30/347
D268,640 S * 4/1983 Bonforte D8/8
D318,931 S * 8/1991 Michael D26/118
D424,073 S * 5/2000 Sodergard D15/138
D493,476 S * 7/2004 Apfel D15/139
D524,827 S * 7/2006 Byrne D15/29
D614,951 S 5/2010 Daniels
D649,842 S 12/2011 Nigrelli et al.
D656,519 S * 3/2012 Funnell D15/17
D670,318 S 11/2012 Pelini
D675,073 S * 1/2013 Milburn D15/29
D690,409 S * 9/2013 Noble D23/377

* cited by examiner

Primary Examiner — Ricky Pham

(74) *Attorney, Agent, or Firm* — HYIP

(57) **CLAIM**

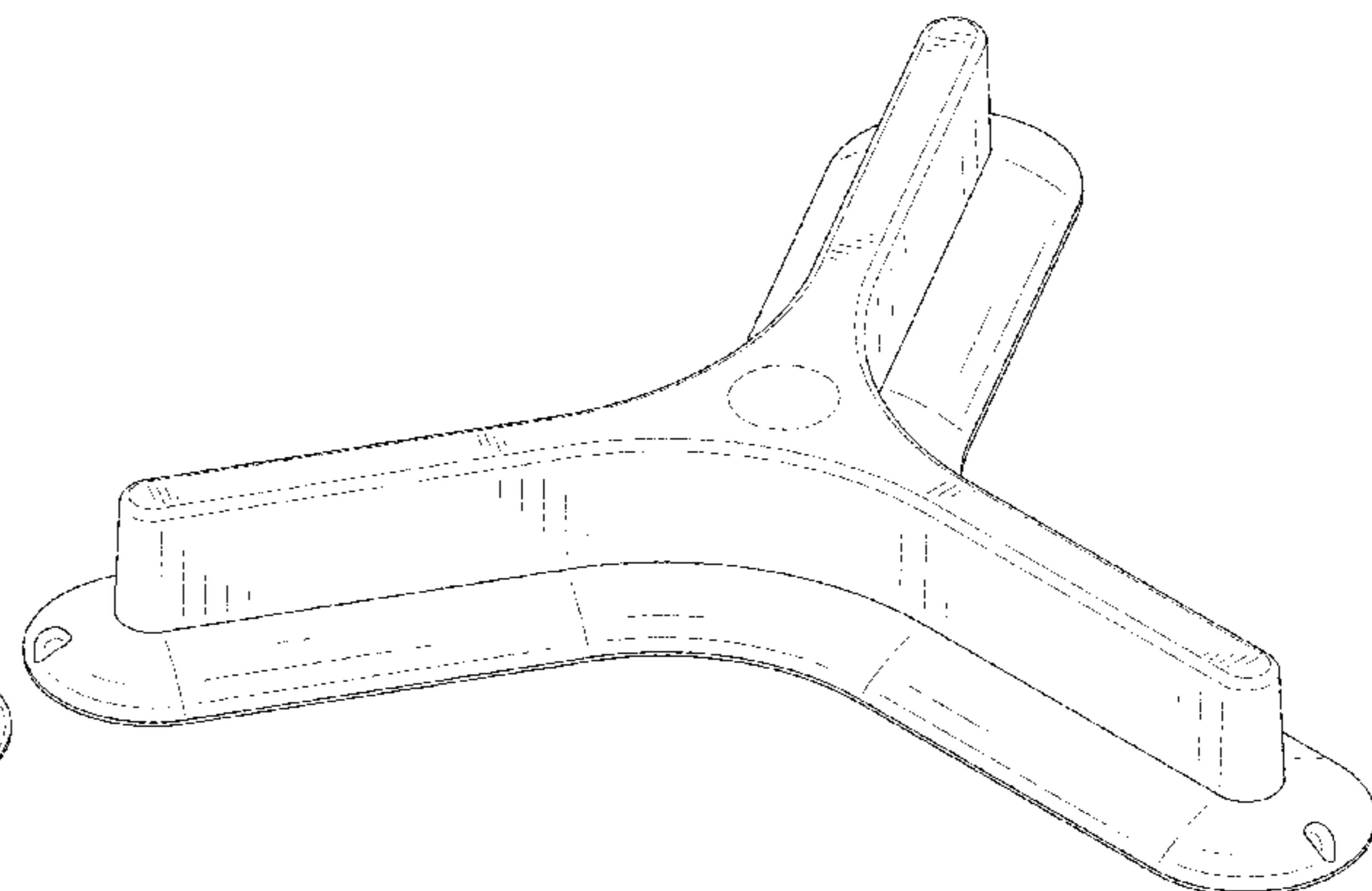
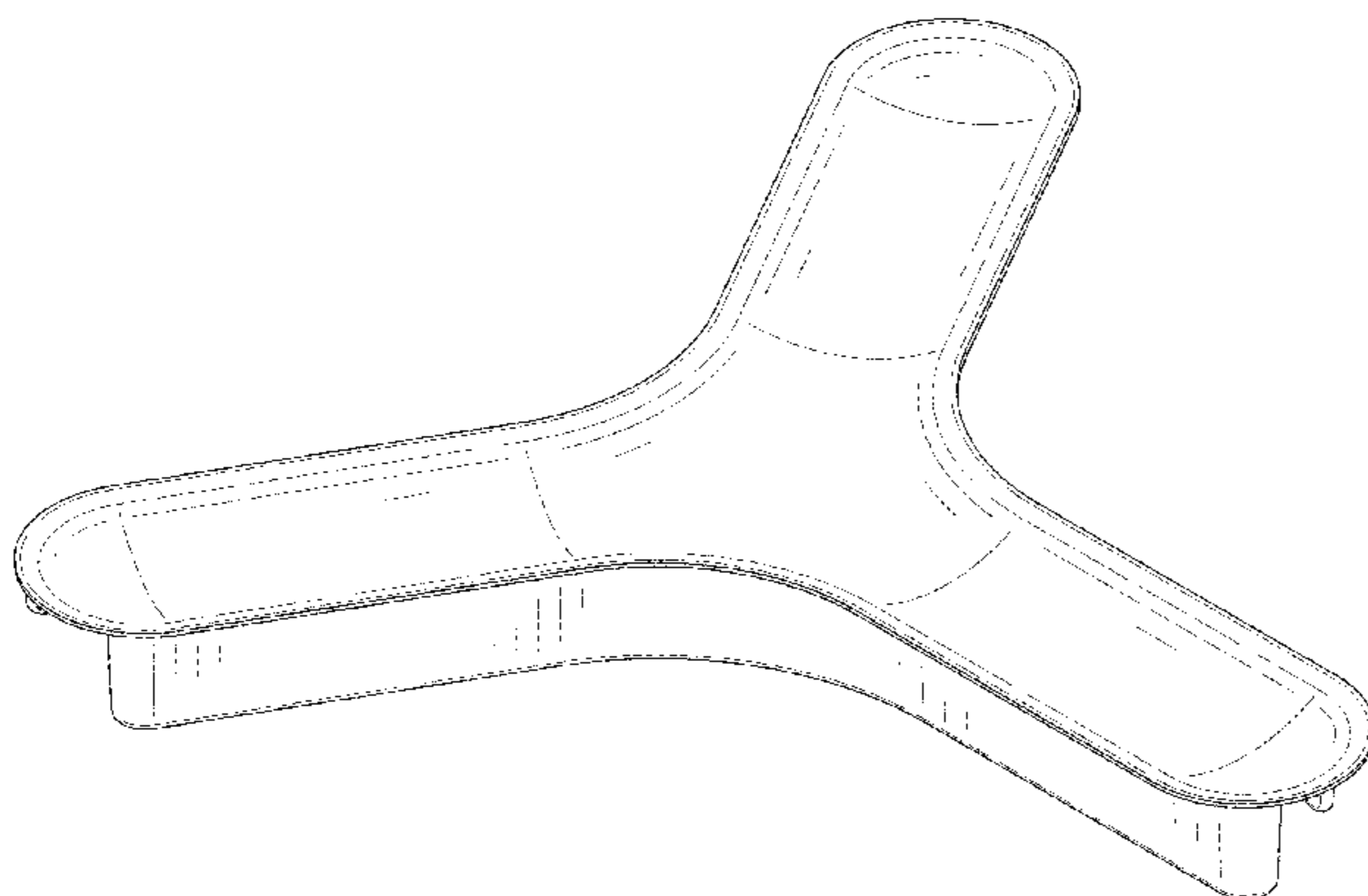
The ornamental design for a food separator, as shown and described.

DESCRIPTION

FIG. 1 is a first perspective view of a food separator showing my design;
FIG. 2 is a second perspective view thereof;
FIG. 3 is a front view thereof;
FIG. 4 is a back view thereof;
FIG. 5 is a left side view thereof;
FIG. 6 is a right side view thereof;
FIG. 7 is a top view thereof; and,
FIG. 8 is a bottom view thereof.

The broken lines shown in the drawings depict portions of the food separator in which the design is embodied that form no part of the claimed design.

1 Claim, 8 Drawing Sheets



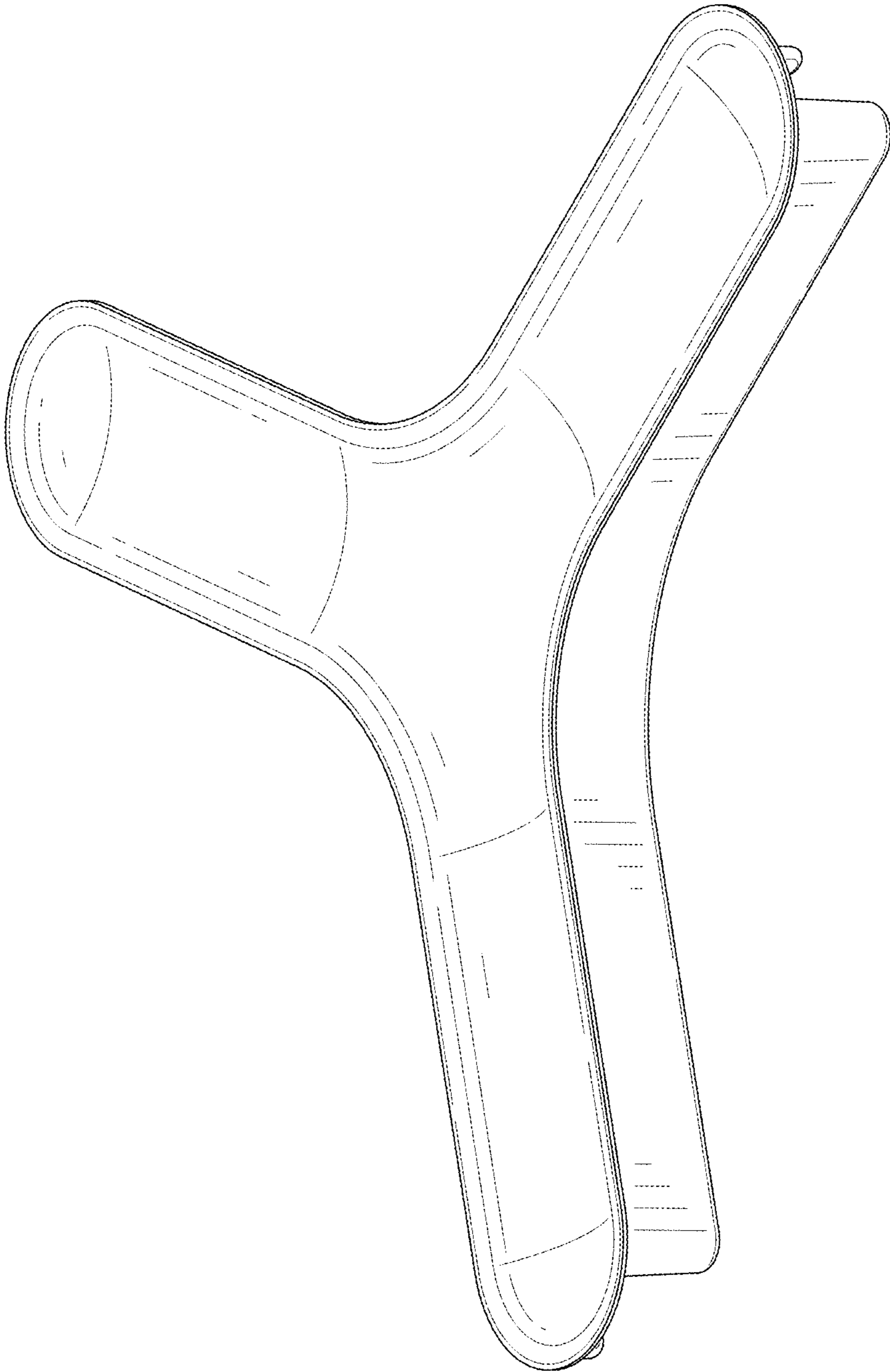


FIG. 1

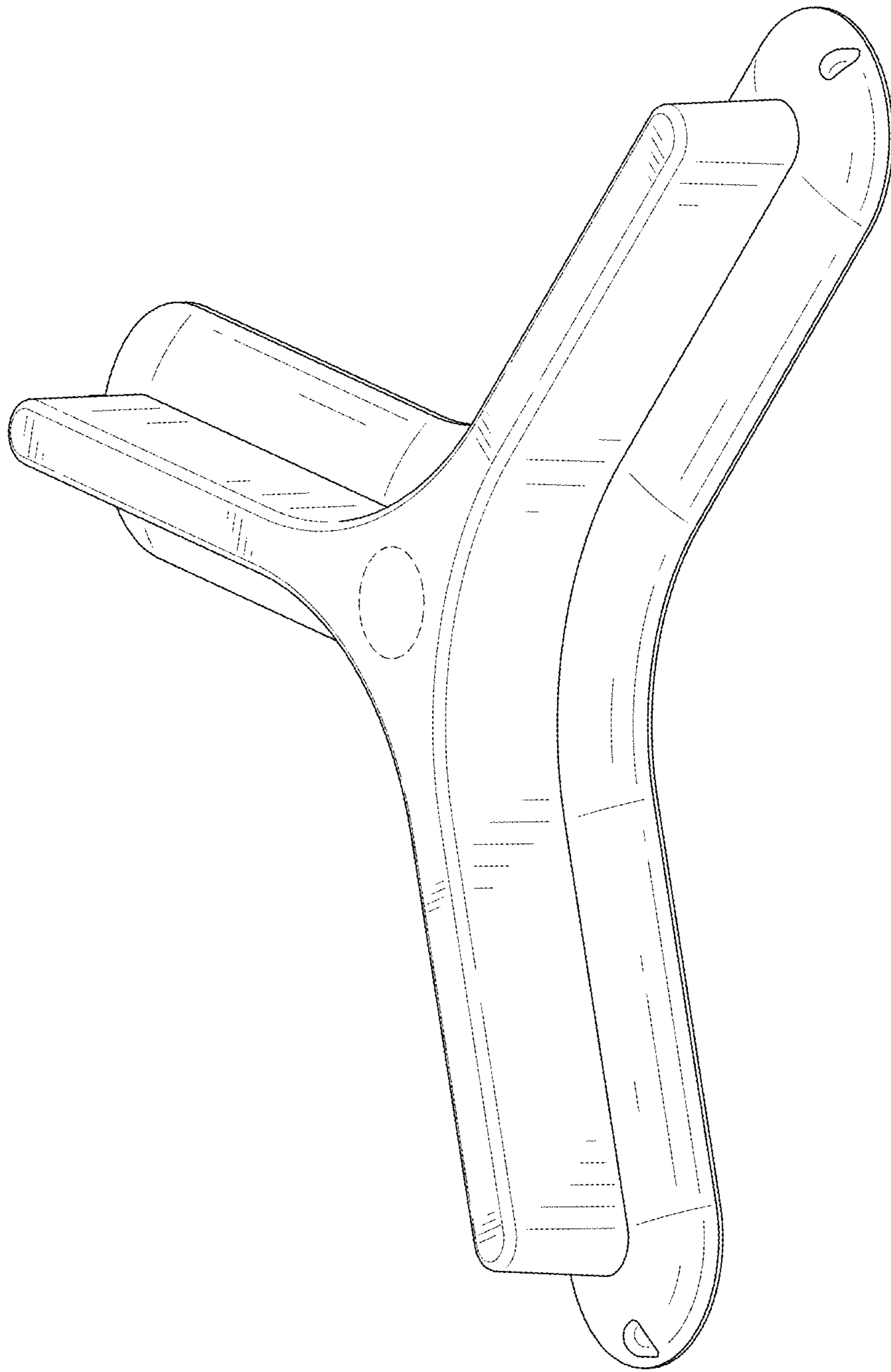


FIG. 2

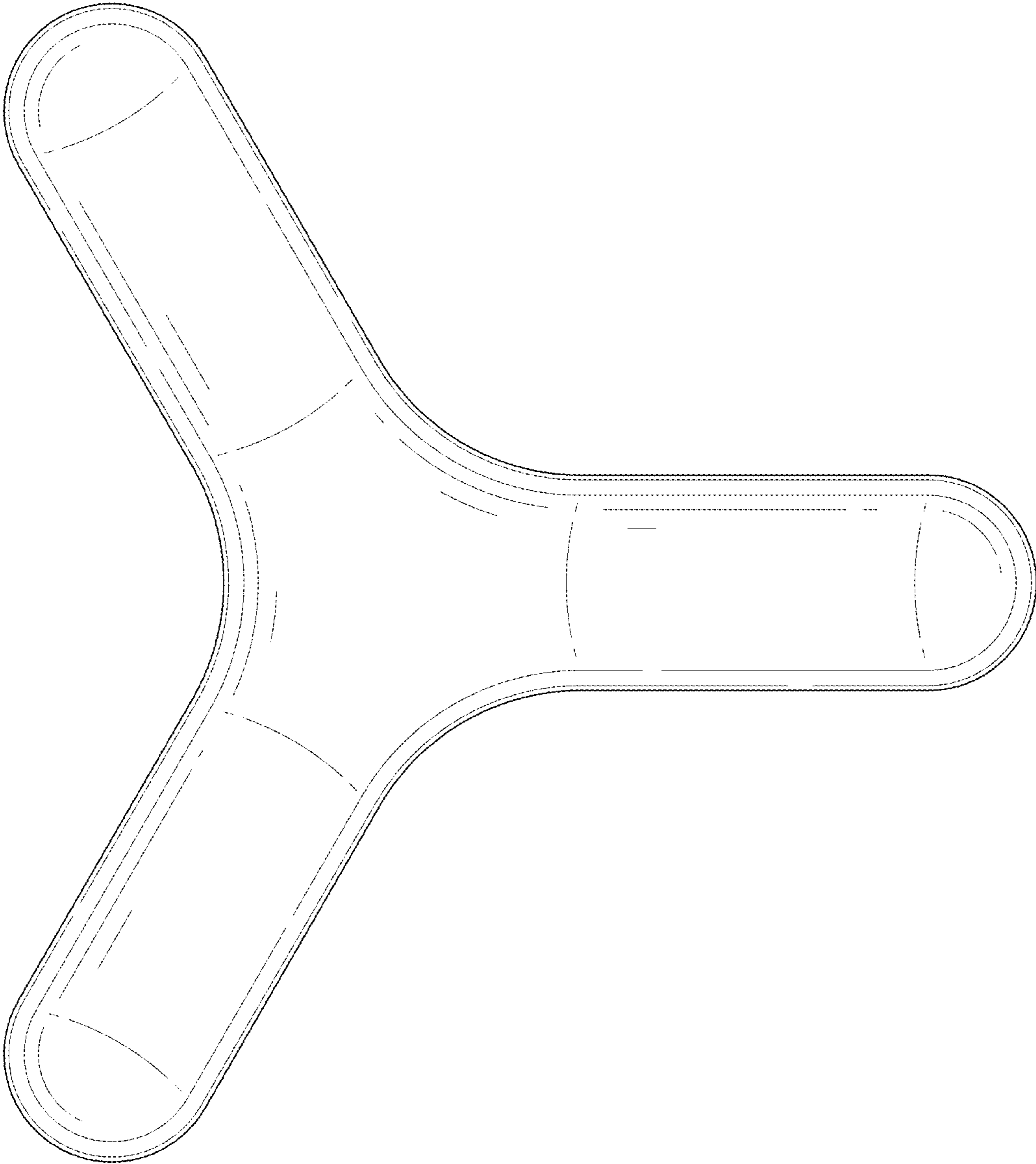


FIG. 3

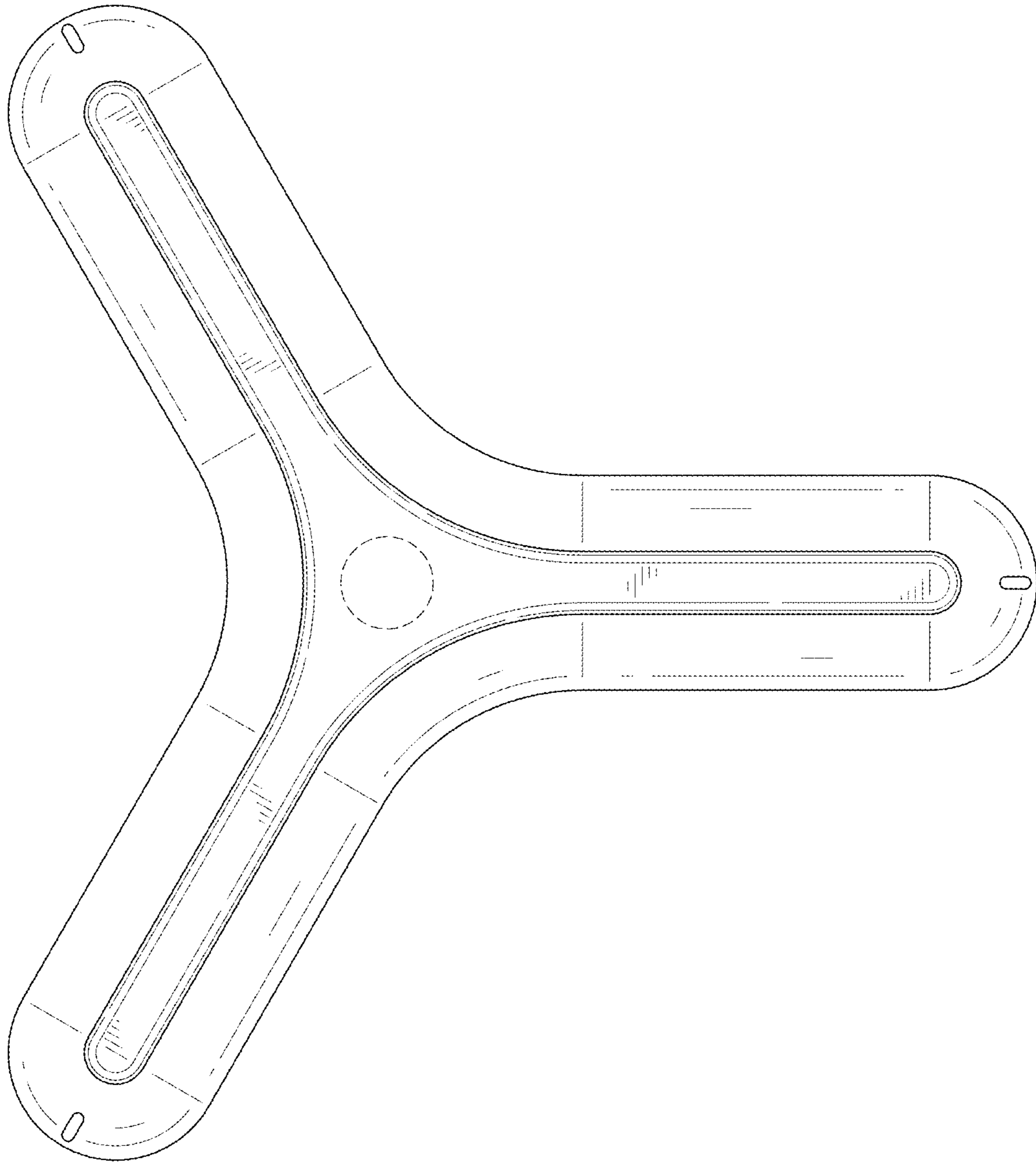


FIG. 4

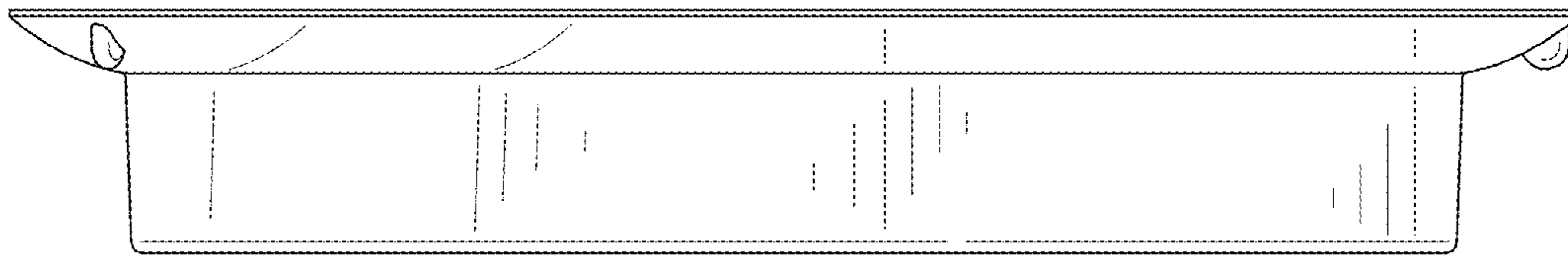


FIG. 5

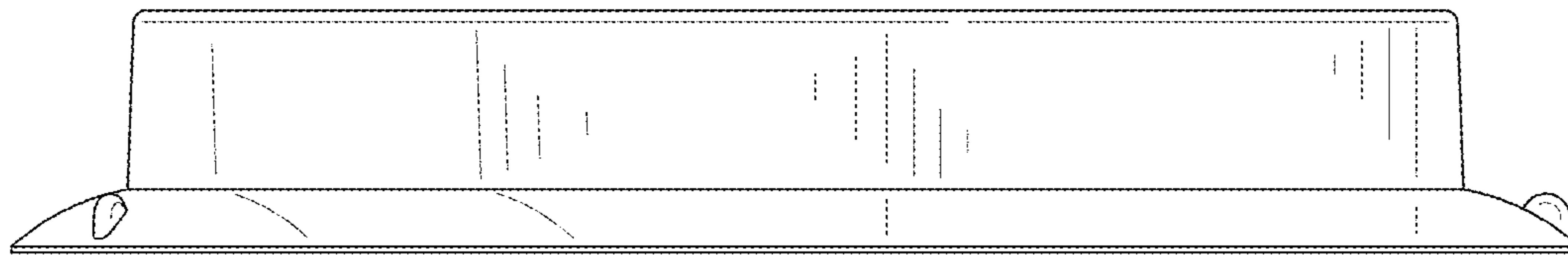


FIG. 6




FIG. 7

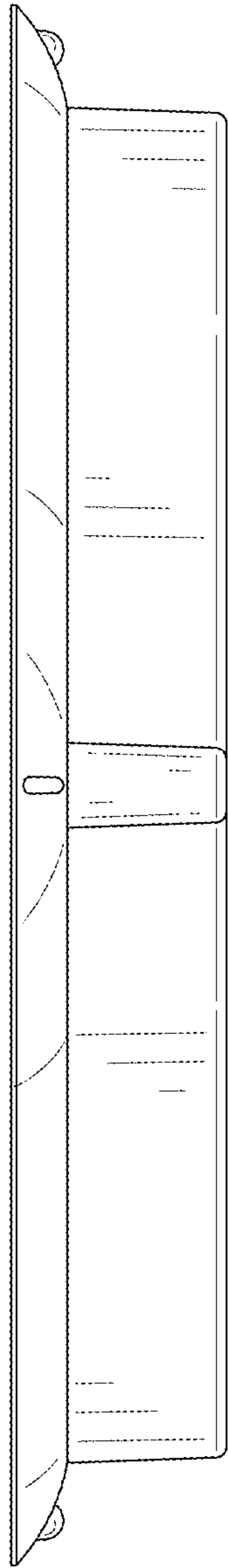


FIG. 8