



US00D880934S

(12) **United States Design Patent**
Kellermann et al.

(10) **Patent No.:** **US D880,934 S**
(45) **Date of Patent:** **** Apr. 14, 2020**

- (54) **CIRCULAR TRIVET**
- (71) Applicants: **Robert Kellermann**, South Pittsburg, TN (US); **Kathleen Derr**, South Pittsburg, TN (US)
- (72) Inventors: **Robert Kellermann**, South Pittsburg, TN (US); **Kathleen Derr**, South Pittsburg, TN (US)
- (73) Assignee: **Lodge Manufacturing Company**, South Pittsburg, TN (US)
- (**) Term: **15 Years**
- (21) Appl. No.: **29/660,617**
- (22) Filed: **Aug. 22, 2018**
- (51) **LOC (12) Cl.** **07-99**
- (52) **U.S. Cl.**
USPC **D7/388**; D7/624.1; D7/392.1
- (58) **Field of Classification Search**
USPC D7/391, 392.1, 392, 399, 397, 388, D7/624.1, 409; D9/454, 452
CPC ... A47J 3/0615; A47J 31/0689; A47C 15/505; A63H 33/18; B44B 5/008
See application file for complete search history.

- D499,025 S * 11/2004 Houk D9/520
- D510,524 S * 10/2005 Houk D9/503
- D513,940 S * 1/2006 Kolflat D7/624.1
- D579,276 S * 10/2008 Burd D7/624.1
- D658,471 S * 5/2012 van der Lande D8/348
- D658,604 S * 5/2012 Egawa D13/180
- D681,867 S * 5/2013 Wegger D26/124
- D689,701 S * 9/2013 Mischel, Jr. D6/309
- D689,735 S * 9/2013 Redfern D7/392.1
- D689,973 S * 9/2013 Smith D21/794
- D711,191 S * 8/2014 Lee D7/388
- D731,239 S * 6/2015 Rothfield D7/392.1
- D735,950 S * 8/2015 Dion D29/122
- D811,811 S * 3/2018 Wachter D7/392.1
- D820,034 S * 6/2018 Hsu D7/388
- D839,091 S * 1/2019 Torrison D9/416
- D848,207 S * 5/2019 Holding D7/391
- D849,469 S * 5/2019 Hazelton D7/391
- D850,848 S * 6/2019 Wachter D7/392.1
- D853,788 S * 7/2019 Zeng D7/501
- D867,056 S * 11/2019 Cheng D7/391
- D867,058 S * 11/2019 Spivey D7/392.1

(Continued)

Primary Examiner — Marianne N Pandozzi

(74) *Attorney, Agent, or Firm* — Stephen J. Stark; Miller & Martin PLLC

(57) **CLAIM**

The ornamental design for a circular trivet, as is shown and described.

DESCRIPTION

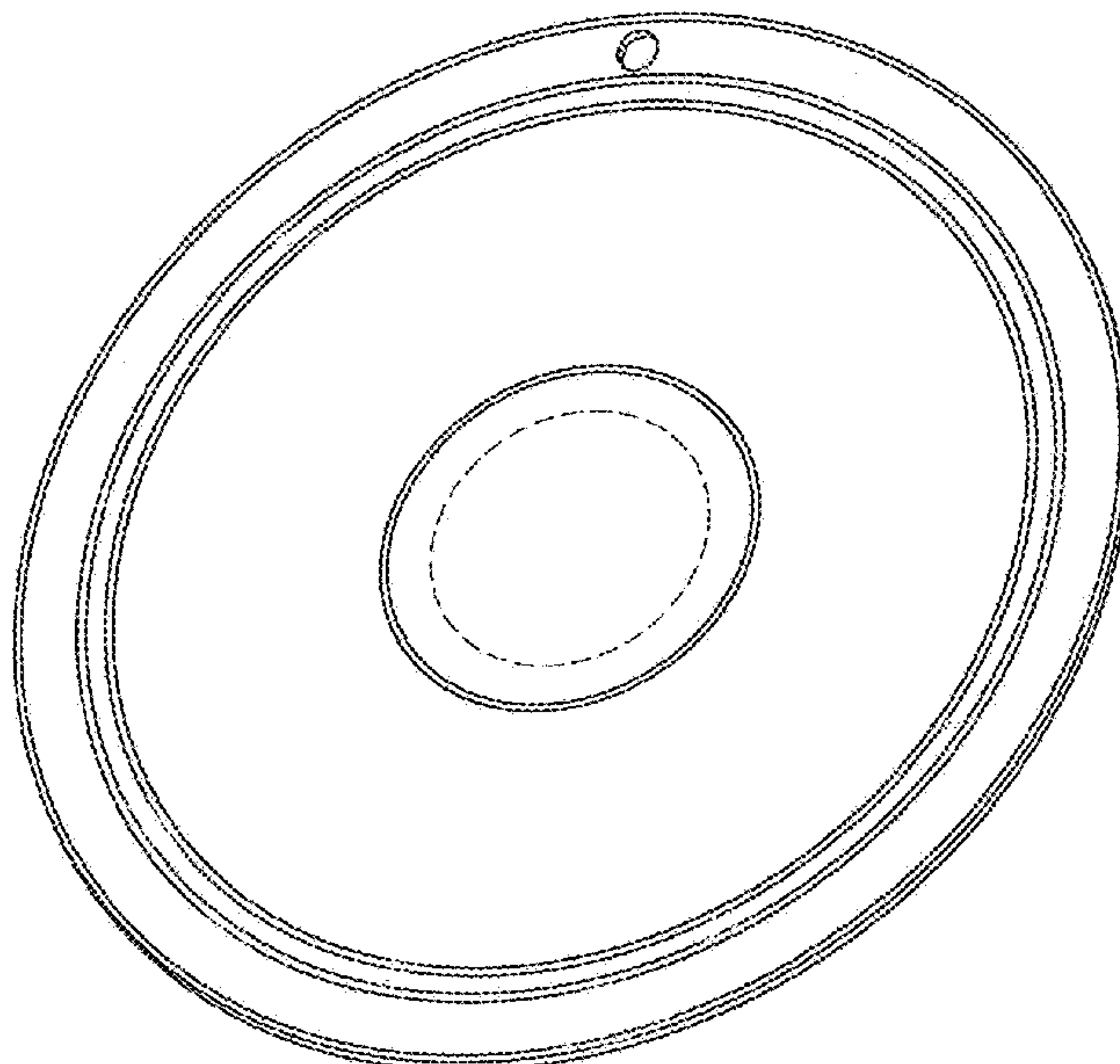
FIG. 1 is a perspective view of a circular trivet showing our new design;
FIG. 2 is a top plan view thereof; the bottom plan view being the same image; and,
FIG. 3 is a side elevational view thereof; all side views together with front and back views being the same.
The broken lines in the drawing depict portions of the circular trivet that form no part of the claimed design.

1 Claim, 3 Drawing Sheets

(56) **References Cited**

U.S. PATENT DOCUMENTS

- 632,938 A * 9/1899 Greenburg B44B 5/008 40/27.5
- 3,357,590 A * 12/1967 Safford A47G 23/03 220/23.83
- D215,384 S * 9/1969 Meshwitzer D7/407
- D371,276 S * 7/1996 Laib D7/388
- D402,501 S * 12/1998 Powers D7/503
- 6,113,453 A * 9/2000 Stufflebeam A63H 33/18 446/236
- D453,521 S * 2/2002 Haruna D14/478



(56)

References Cited

U.S. PATENT DOCUMENTS

2005/0130775 A1* 6/2005 Hylak A63B 67/04
473/588
2009/0229470 A1* 9/2009 Dorfmueller A47J 31/0689
99/295

* cited by examiner

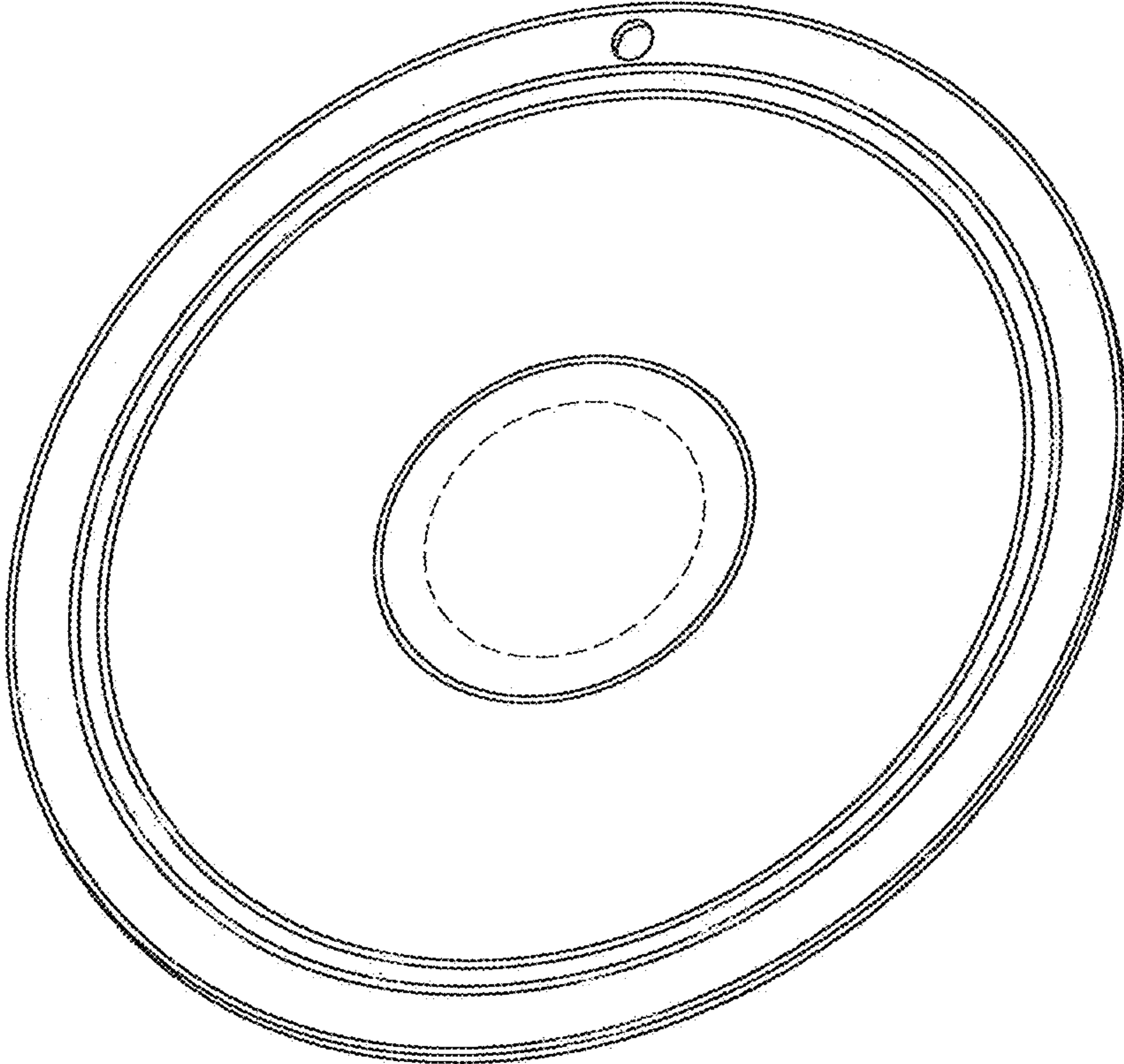


FIG. 1

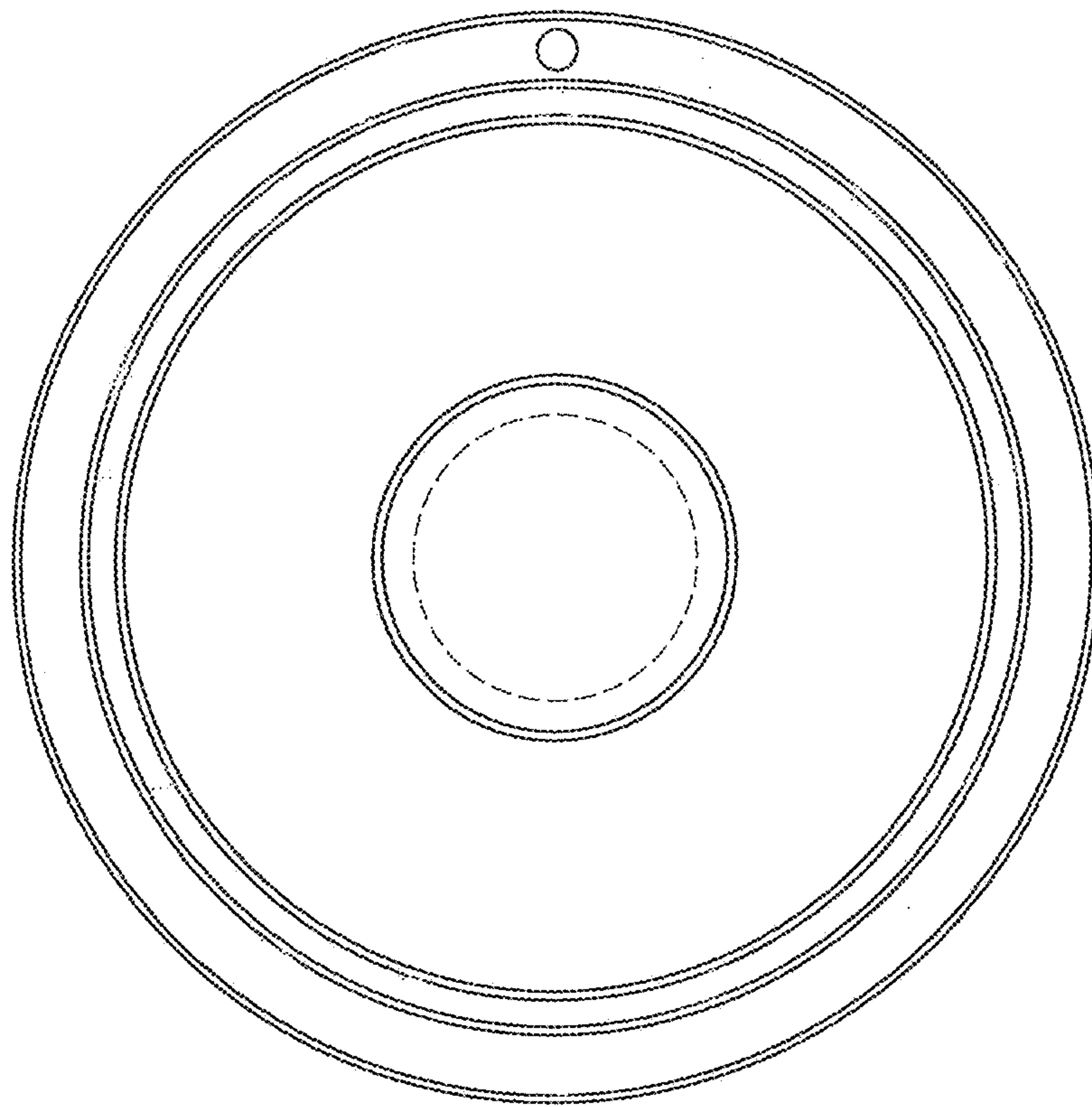


FIG. 2



FIG. 3