



US00D880914S

(12) **United States Design Patent**  
**Malo**

(10) **Patent No.:** **US D880,914 S**  
(45) **Date of Patent:** **\*\* Apr. 14, 2020**

(54) **TABLE WITH TOUCHSCREEN SURFACE**

D532,221 S \* 11/2006 Relling ..... A47B 21/02  
D6/691

(71) Applicant: **FEDERATION DES CAISSES  
DESJARDINS DU QUEBEC**, Levis  
(CA)

D578,327 S \* 10/2008 Birsel ..... D6/707.19  
D685,583 S \* 7/2013 Wolff-Plottegg ..... D6/335  
D742,670 S \* 11/2015 Lee ..... D6/707  
2019/0082824 A1 \* 3/2019 Matlin ..... A47B 21/02

(72) Inventor: **Jean-Pierre Malo**, Saint-Raymond  
(CA)

\* cited by examiner

(73) Assignee: **FEDERATION DES CAISSES  
DESJARDINS DU QUEBEC**, Levis  
(CA)

*Primary Examiner* — Mary Ann Calabrese  
(74) *Attorney, Agent, or Firm* — Norton Rose Fulbright  
Canada LLP

(\*\*) Term: **15 Years**

(57) **CLAIM**

(21) Appl. No.: **29/657,127**

The ornamental design for a table with touchscreen surface,  
as shown and described.

(22) Filed: **Jul. 19, 2018**

(51) **LOC (12) Cl.** ..... **06-06**

(52) **U.S. Cl.**  
USPC ..... **D6/707; D6/707.19; D6/691**

(58) **Field of Classification Search**  
USPC ... D6/641, 642, 656, 691, 691.1–691.9, 702,  
D6/707, 707.19

CPC .... A47B 7/00; A47B 9/00; A47B 9/02; A47B  
9/04; A47B 9/01; A47B 9/12; A47B 9/20;  
A47B 13/00; A47B 13/003; A47B 13/02;  
A47B 13/04; A47B 13/06; A47B 13/08;  
A47B 21/00; A47B 2200/0001; A47B  
2200/0011; A47B 2200/0012

See application file for complete search history.

**DESCRIPTION**

FIG. 1 is a perspective view of a table with touchscreen  
surface in accordance with the present design;

FIG. 2 is a top plan view of the table with touchscreen  
surface of FIG. 1;

FIG. 3 is a side elevation view of the table with touchscreen  
surface of FIG. 1, right-side and left-side elevation views  
being mirror images of one another;

FIG. 4 is an end elevation plan view of the table with  
touchscreen surface of FIG. 1, both end elevation views  
being mirror images of one another; and,

FIG. 5 is a bottom plan view of the table with touchscreen  
surface of FIG. 1.

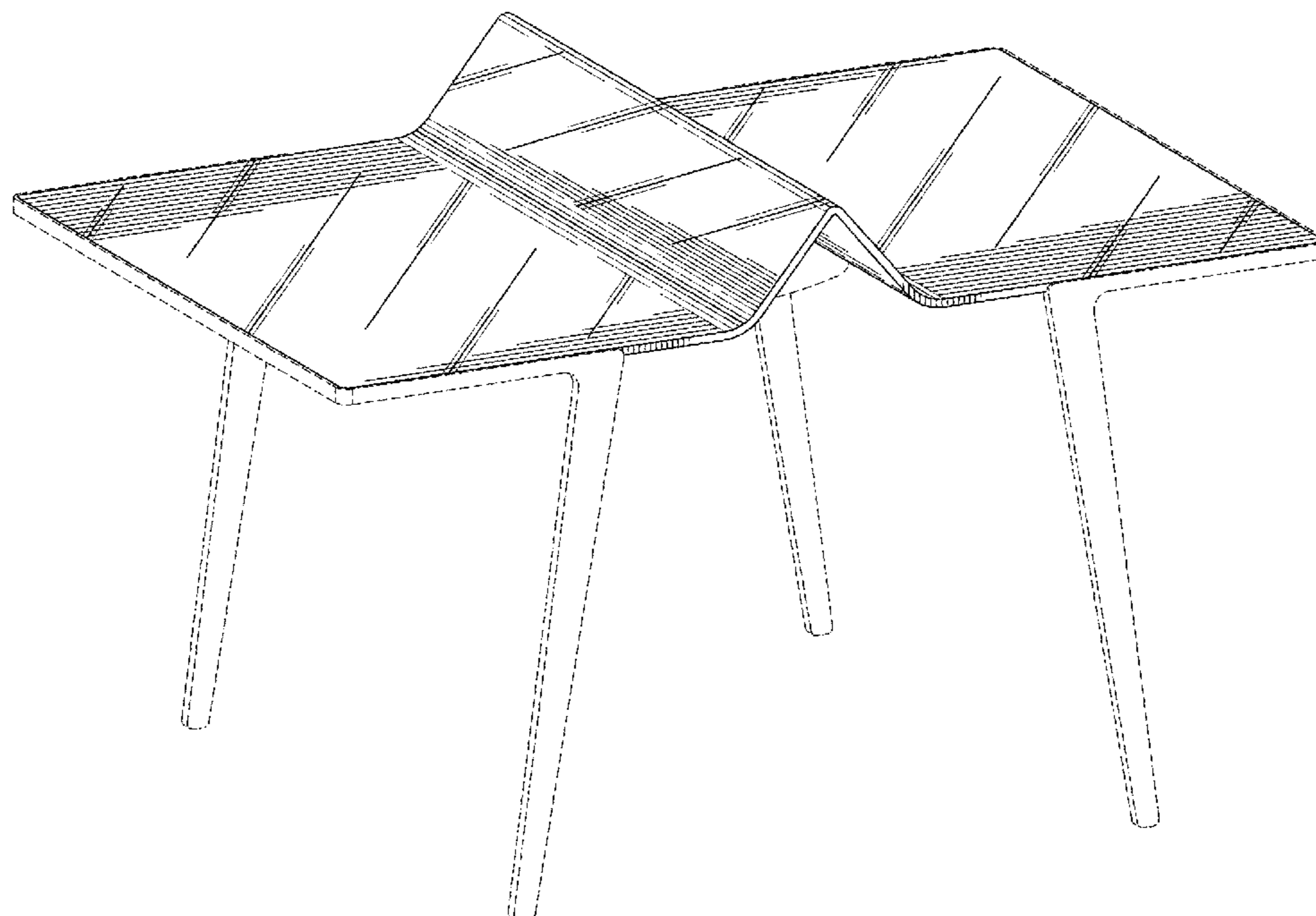
The broken line portions are included to show environmen-  
tal unclaimed subject matter only and form no part of the  
claimed design.

(56) **References Cited**

**U.S. PATENT DOCUMENTS**

5,800,894 A \* 9/1998 Navis ..... B65H 35/004  
428/41.7  
D426,988 S \* 6/2000 Desombre ..... B65H 35/004  
D6/691.4

**1 Claim, 5 Drawing Sheets**



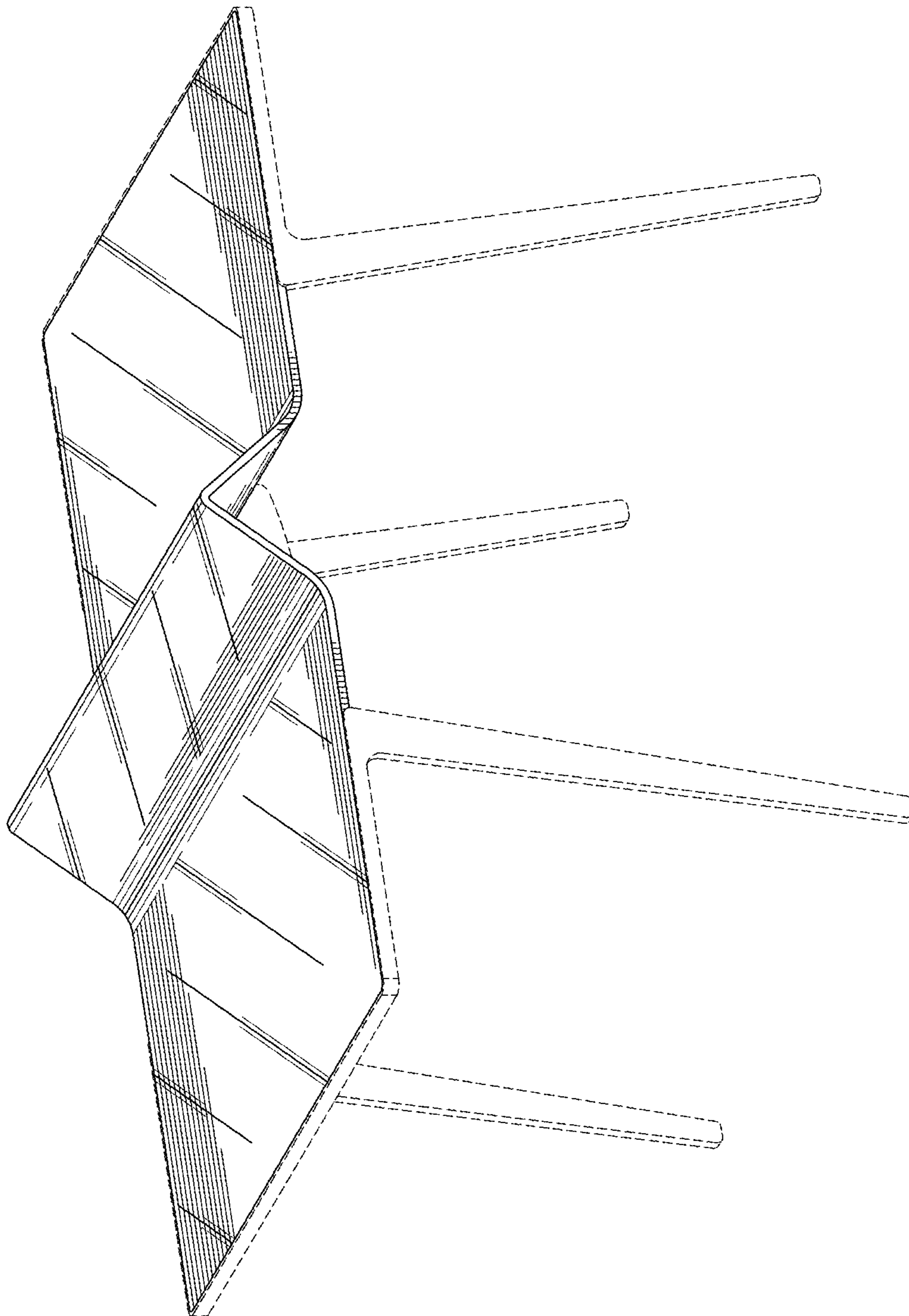


FIG. 1




FIG. 2

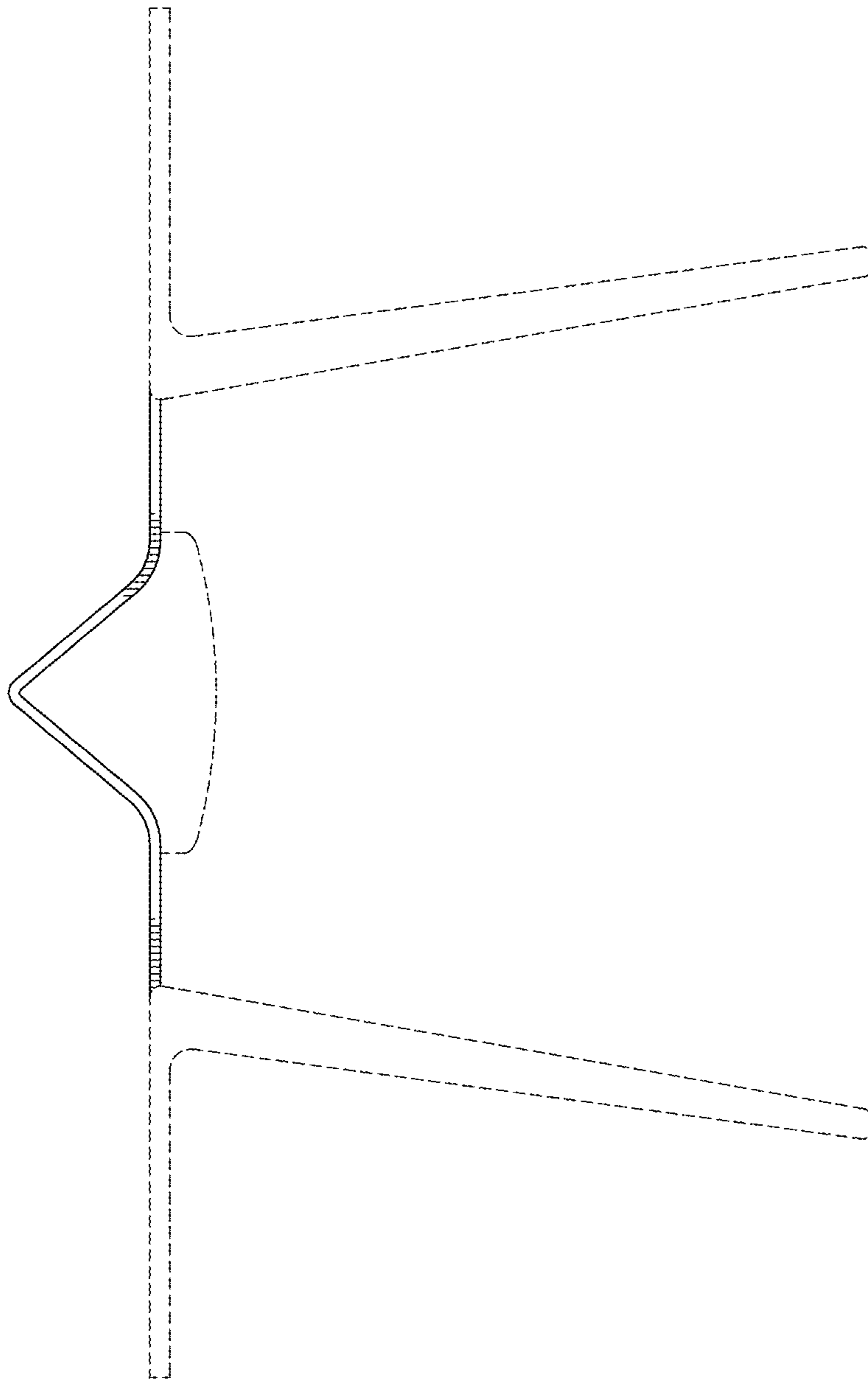


FIG. 3

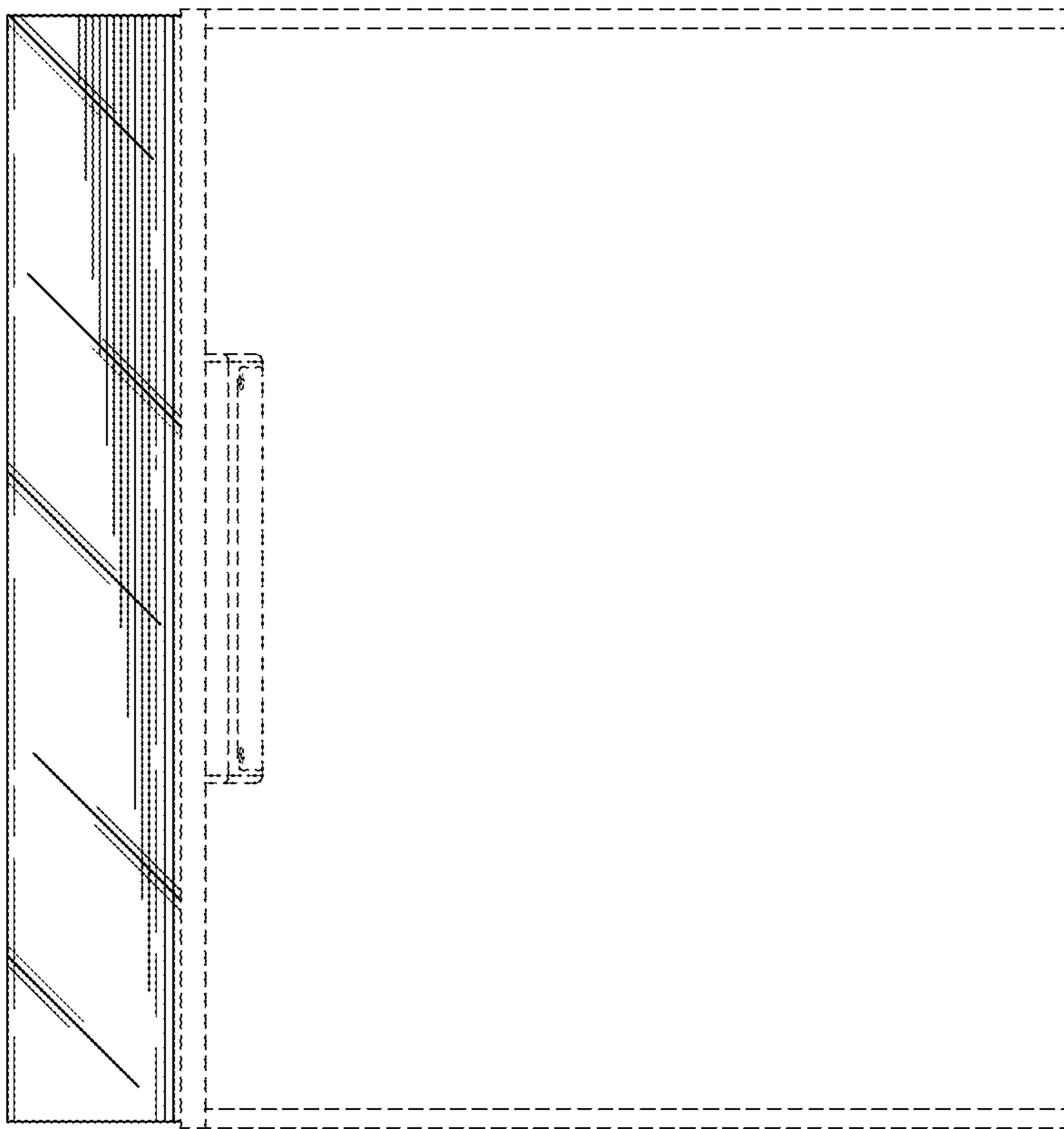


FIG. 4

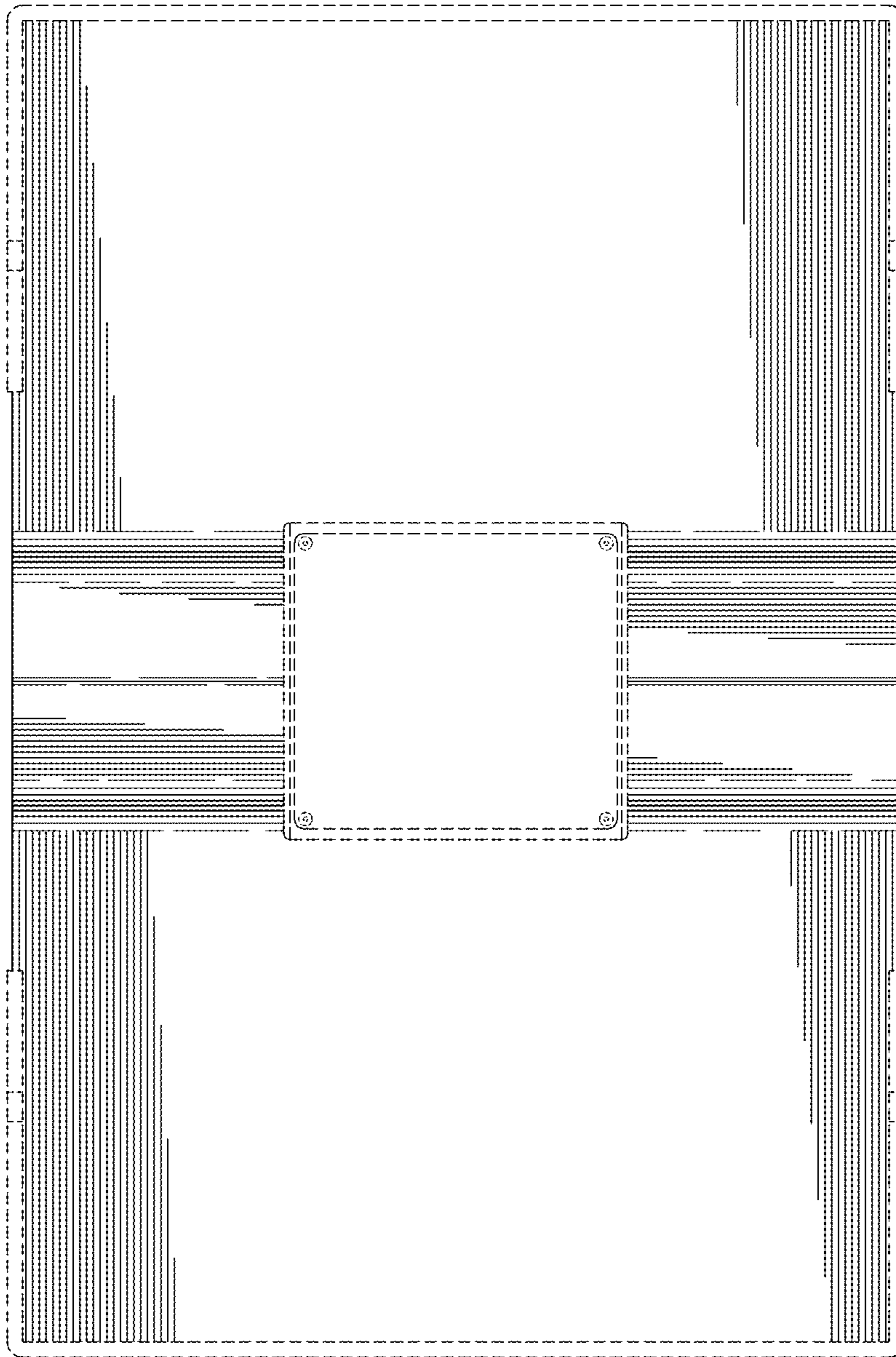


FIG. 5