



US00D880908S

(12) **United States Design Patent**  
**Allen et al.**

(10) **Patent No.:** **US D880,908 S**  
(45) **Date of Patent:** **\*\* Apr. 14, 2020**

- (54) **SHELVING AND STORAGE UNIT WITH SCREEN**
- (71) Applicant: **Steelcase Inc.**, Grand Rapids, MI (US)
- (72) Inventors: **John Mark Allen**, Grand Rapids, MI (US); **Colin Cote**, Grand Rapids, MI (US); **Bryan Mark Wahlfield**, Grand Rapids, MI (US); **Alvin Berdette Larson**, Jenison, MI (US); **Bradley Youngs**, Byron Center, MI (US)
- (73) Assignee: **Steelcase Inc.**, Grand Rapids, MI (US)
- (\*\*) Term: **15 Years**
- (21) Appl. No.: **29/677,931**
- (22) Filed: **Jan. 24, 2019**

D283,572 S *	4/1986	Harig .....	D6/661
4,865,402 A	9/1989	Walter	
4,946,050 A	8/1990	Akopiantz	
D422,171 S	4/2000	Mahlmann	
D450,510 S	11/2001	Gottwald	
D477,169 S	7/2003	Hoernig	
D569,152 S	5/2008	Hefner et al.	
D577,939 S	10/2008	Rubin et al.	
D596,874 S *	7/2009	Martin .....	D6/702
D693,156 S	11/2013	Hamm et al.	
D695,555 S	12/2013	Wind	
D769,021 S	10/2016	Green et al.	
D770,203 S	11/2016	Thaler et al.	

(Continued)

*Primary Examiner* — Kelley A Donnelly

(74) *Attorney, Agent, or Firm* — Brinks Gilson & Lione

(57) **CLAIM**

We claim the ornamental design for a shelving and storage unit with screen, as shown and described.

**DESCRIPTION**

FIG. 1 is a top front perspective view of a shelving and storage unit with screen;  
 FIG. 2 is a top plan view thereof;  
 FIG. 3 is a bottom plan view thereof;  
 FIG. 4 is a rear elevation view thereof;  
 FIG. 5 is a front elevation view thereof;  
 FIG. 6 is a left side elevation view thereof;  
 FIG. 7 is a right side elevation view thereof;  
 FIG. 8 is a bottom rear perspective view thereof; and,  
 FIG. 9 is a top rear perspective view thereof.

Uniform broken lines show environmental structure that forms no part of the presently claimed design, while the dash-dot-dash phantom lines of symbolic break illustrate that the marked items can vary dimensionally along the interrupted axis within the scope of the presently claimed design and the portion of the design between those phantom break lines forms no part of the claimed design.

**Related U.S. Application Data**

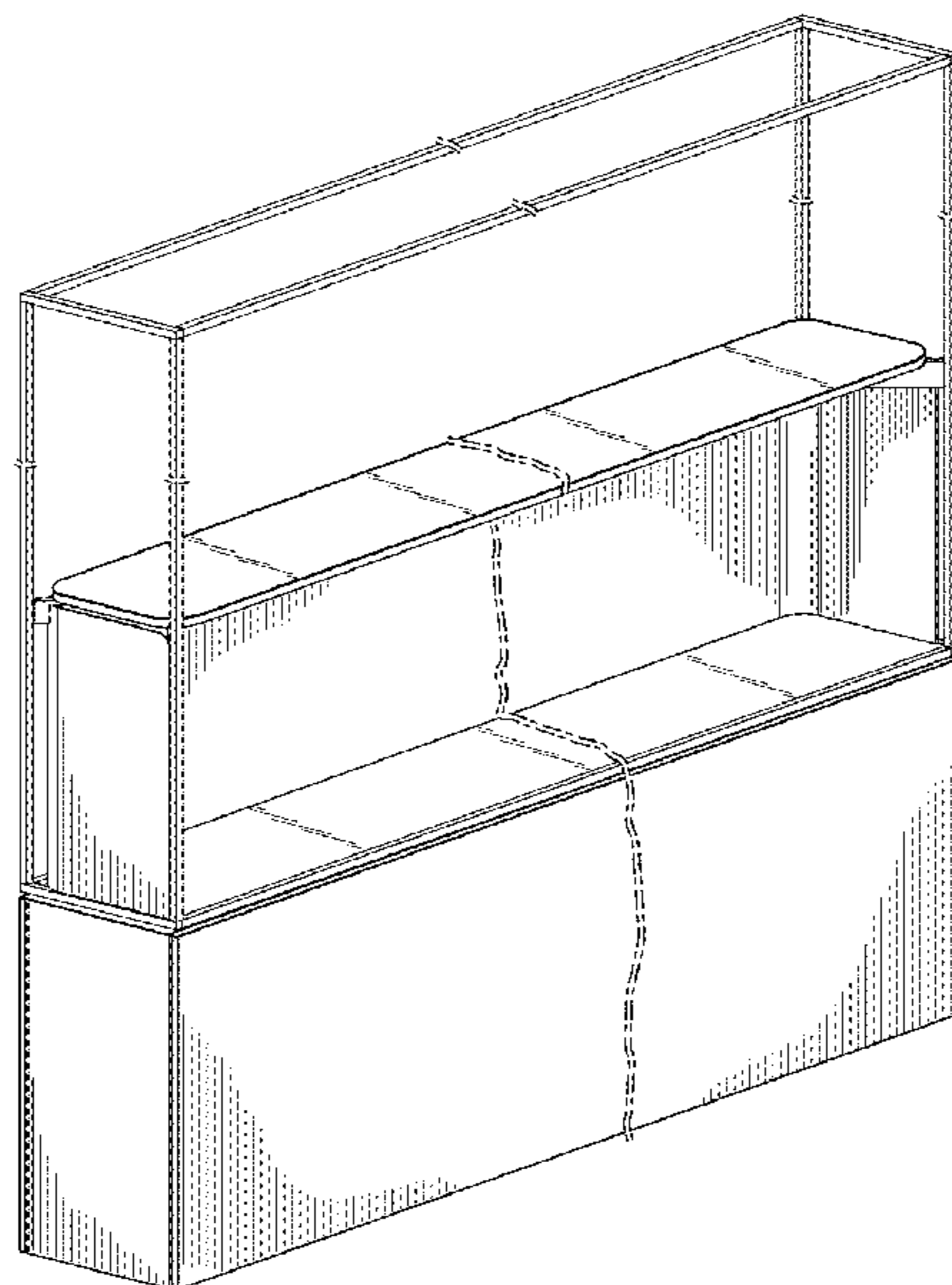
- (63) Continuation of application No. 29/642,620, filed on Mar. 30, 2018, now Pat. No. Des. 845,042.
- (51) **LOC (12) Cl.** ..... **06-06**
- (52) **U.S. Cl.**  
USPC ..... **D6/675.1**
- (58) **Field of Classification Search**  
USPC ..... D3/304, 305, 306, 307–309, 315–316;  
D32/36–37; D34/12, 14  
CPC ..... A47F 1/00; A47B 45/00; A47B 47/04;  
A47B 57/00; A47B 57/50; A47B 63/00;  
A47B 47/021; A47B 47/0083; A47B  
47/0008  
See application file for complete search history.

(56) **References Cited**

**U.S. PATENT DOCUMENTS**

897,076 A	8/1908	Eustis
D238,531 S	1/1976	Vrignaud

**1 Claim, 7 Drawing Sheets**



(56)

**References Cited**

U.S. PATENT DOCUMENTS

D778,087	S	2/2017	Mandon et al.	
D785,975	S	5/2017	Thaler et al.	
D785,980	S *	5/2017	Brown .....	D6/675.3
D785,994	S	5/2017	Brown et al.	
D796,234	S	9/2017	Thaler et al.	
D806,447	S	1/2018	Burton et al.	
D806,448	S	1/2018	Burton et al.	
D815,864	S	4/2018	Burton et al.	
D817,039	S *	5/2018	Adolph .....	D6/657
D821,117	S	6/2018	Gorman et al.	
D821,788	S	7/2018	Velez et al.	
D836,365	S *	12/2018	Chong .....	D6/657
D843,756	S *	3/2019	Johnson .....	D6/675
D845,042	S *	4/2019	Allen .....	D6/675
D861,385	S *	10/2019	Gorman .....	D6/661
D863,840	S *	10/2019	Young .....	D6/671
D867,036	S *	11/2019	Brugger .....	D6/675
D867,037	S *	11/2019	Brugger .....	D6/675.1
2005/0279033	A1	12/2005	Williams et al.	
2010/0205868	A1	8/2010	Williams et al.	

\* cited by examiner

FIG. 1

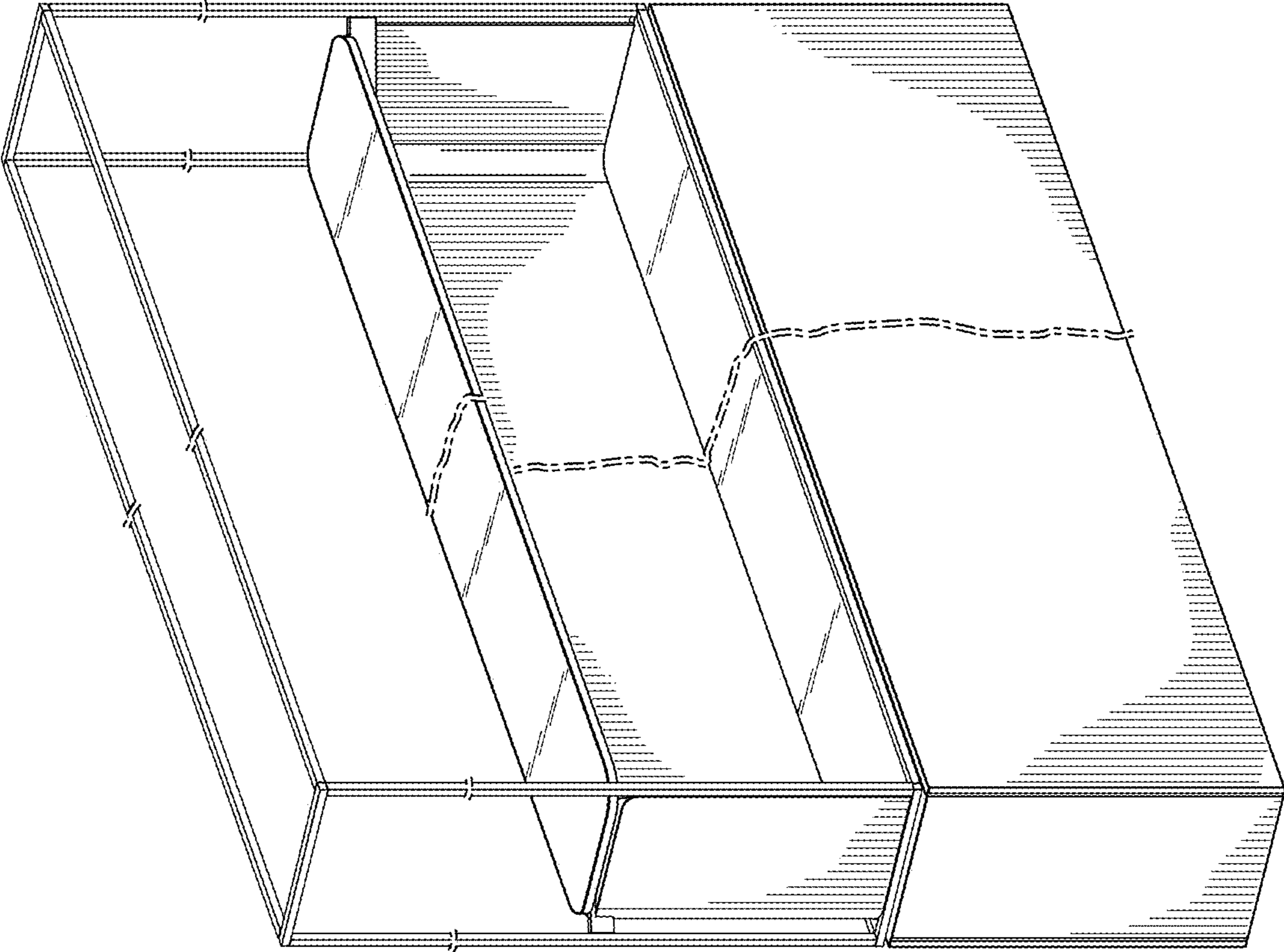


FIG. 2

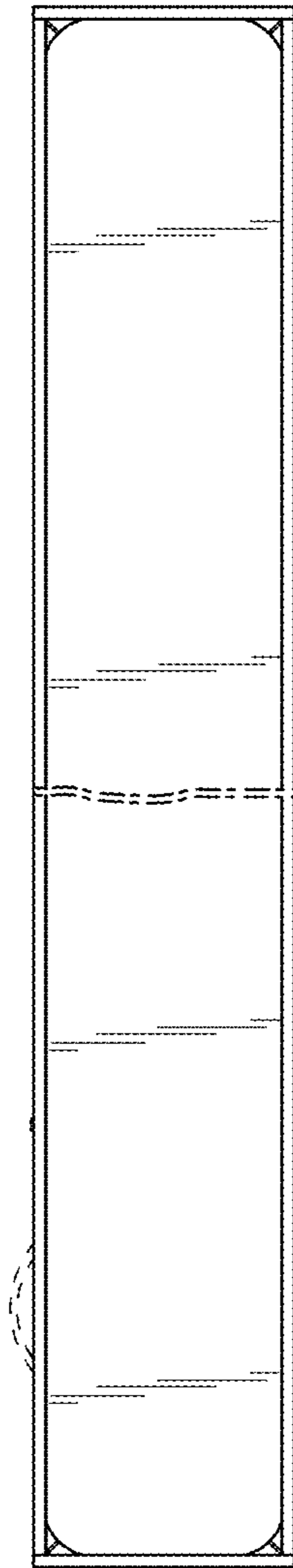


FIG. 3

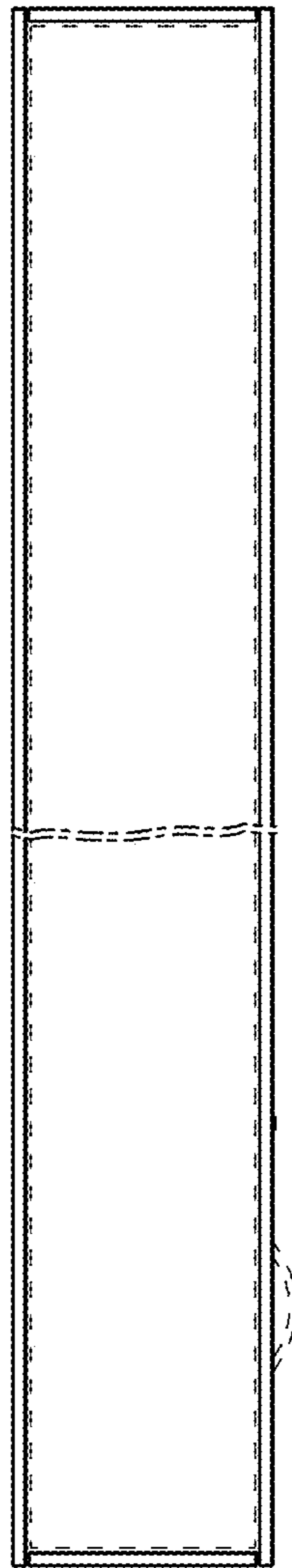


FIG. 4






FIG. 5

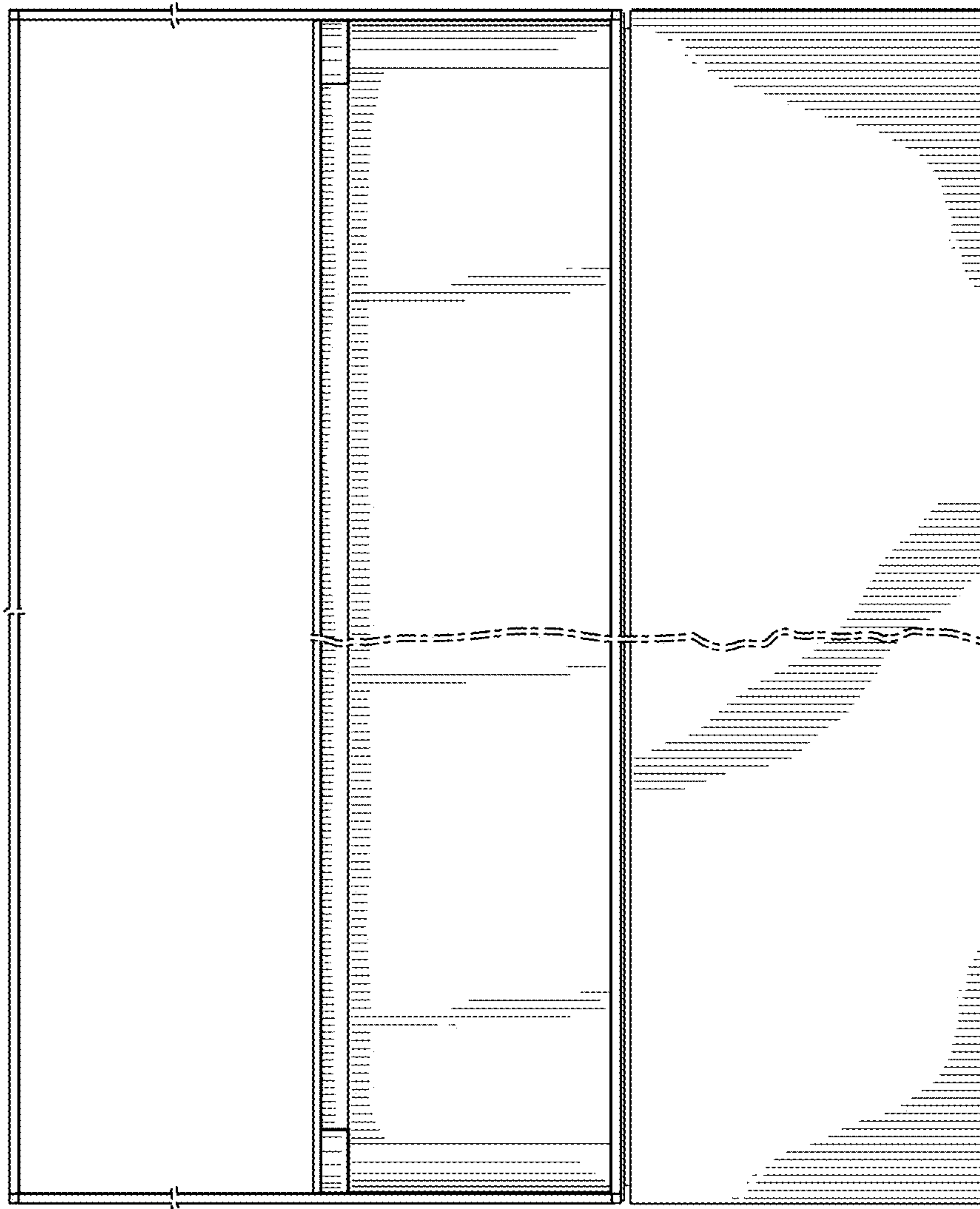


FIG. 7

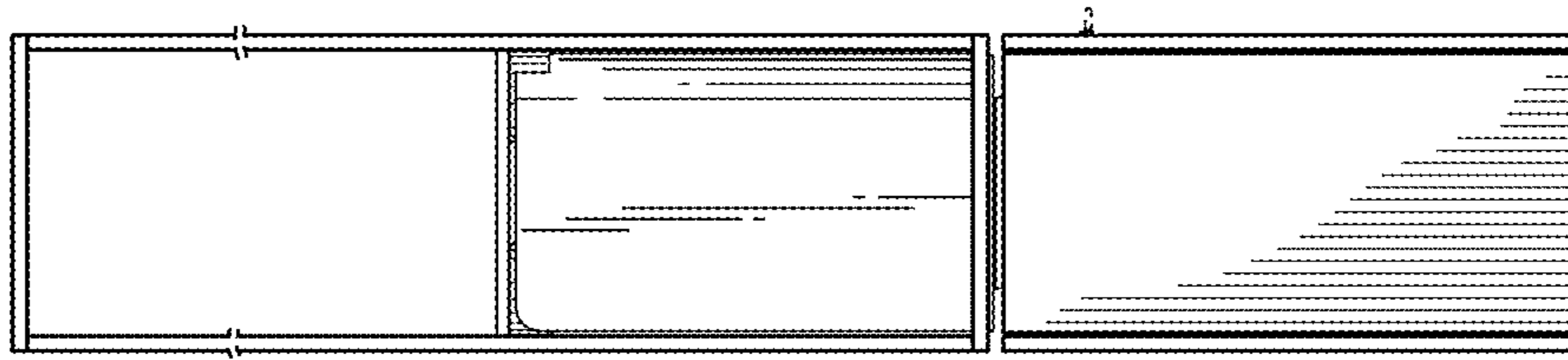


FIG. 6

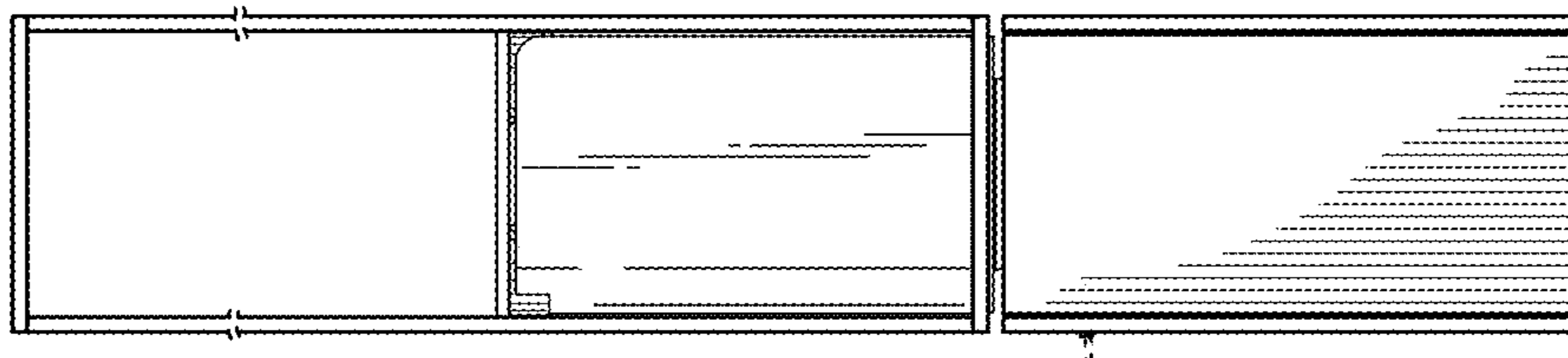


FIG. 8

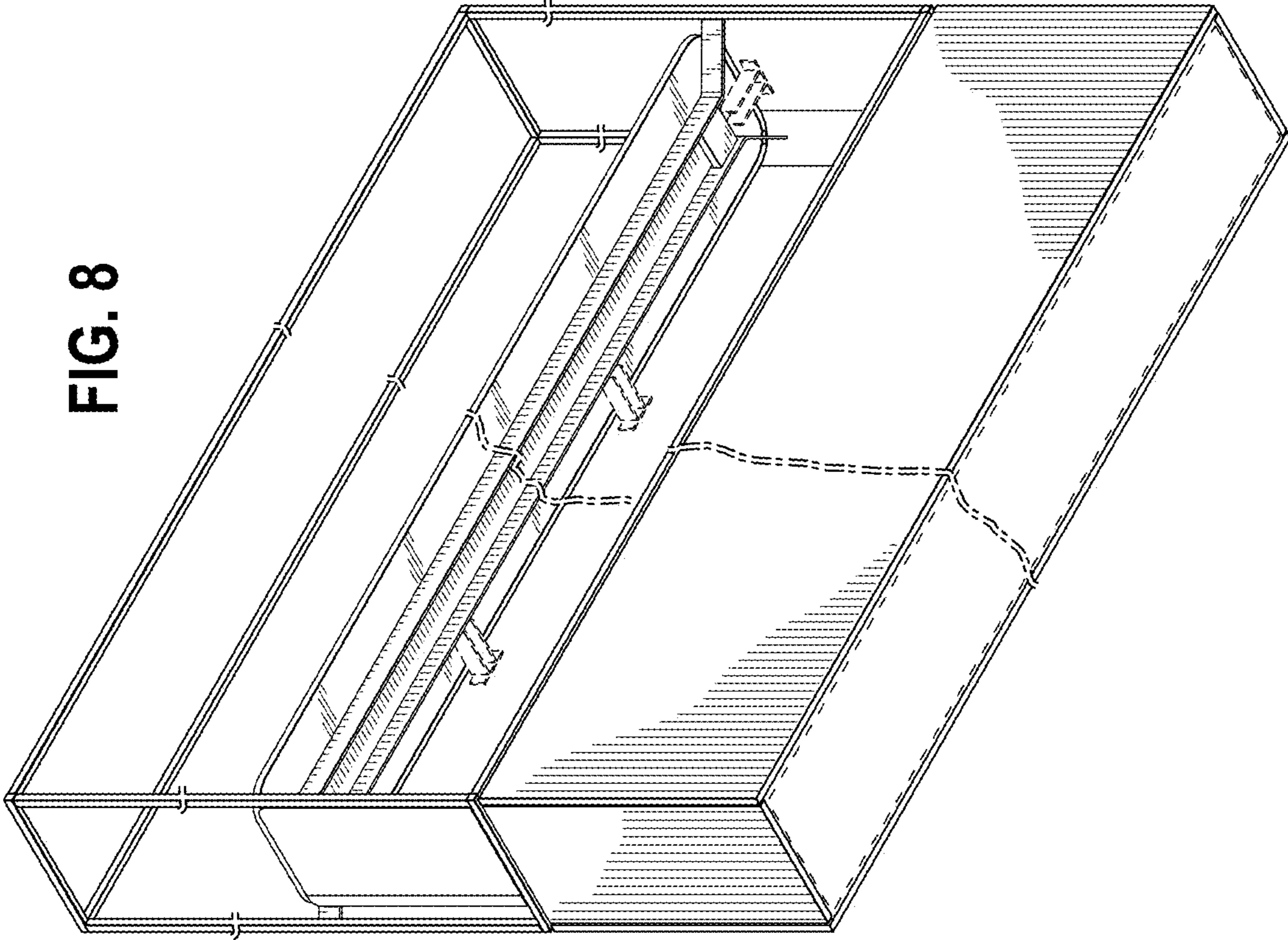




FIG. 9

