



US00D880882S

(12) **United States Design Patent**
Ho et al.

(10) **Patent No.:** **US D880,882 S**

(45) **Date of Patent:** **** Apr. 14, 2020**

(54) **CHAISE**
(71) Applicant: **RH US, LLC**, Corte Madera, CA (US)
(72) Inventors: **Louis Ho**, Hong Kong (CN); **Rebecca Hill**, Tiburon, CA (US)

(73) Assignee: **RH US, LLC**, Corte Madera, CA (US)

(**) Term: **15 Years**

(21) Appl. No.: **29/630,417**

(22) Filed: **Dec. 20, 2017**

(51) **LOC (12) Cl.** **06-01**

(52) **U.S. Cl.**
USPC **D6/361**

(58) **Field of Classification Search**
USPC D6/334, 360, 361, 362, 364, 368, 369,
D6/370, 371, 377
CPC A47C 1/026; A47C 1/032; A47C 1/143;
A47C 1/146; A47C 4/02; A47C 4/12;
A47C 4/46; A47C 5/06; A47C 5/10;
A47C 5/125; A47C 7/40; A47C 15/006;
A47C 17/162; A47C 17/1753; A47C
20/04; A47C 20/08; A47C 23/24; A47C
31/11; Y10S 297/90

See application file for complete search history.

(56) **References Cited**

U.S. PATENT DOCUMENTS

3,289,224	A *	12/1966	Witchel	A47C 27/16 5/703
3,698,764	A *	10/1972	Geddings	A47C 1/026 297/356
D244,645	S *	6/1977	Talmon	D6/356
D398,181	S *	9/1998	Lange	D6/596
D650,602	S *	12/2011	Massaud	D6/361
D651,012	S *	12/2011	Lenney	D6/369
D653,870	S *	2/2012	Messenger	D6/361
D707,049	S *	6/2014	Asner	D6/361
8,789,884	B1 *	7/2014	Edelman	A47C 7/62 297/188.08

D733,452	S *	7/2015	Rawls-Meehan	D6/361
D806,419	S *	1/2018	Contreras	D6/361
D806,421	S *	1/2018	Contreras	D6/361
D807,071	S *	1/2018	Contreras	D6/361
D825,944	S *	8/2018	Vermeulen	D6/361

OTHER PUBLICATIONS

“TecTake 2x Aluminium Rattan day bed+table set lounge+2sets for exchanging upholstery+protection slipcover Brown Antique (No. 401818)” Mar. 22, 2016, amazon.co.uk, site visited Aug. 27, 2019 <<https://amzn.to/2MH9ZLw>> (Year: 2016).*

* cited by examiner

Primary Examiner — Kevin K Rudzinski

Assistant Examiner — Paul D Bohannon

(74) *Attorney, Agent, or Firm* — Lewis Roca Rothgerber Christie LLP

(57) **CLAIM**

The ornamental design for a chaise, as shown and described.

DESCRIPTION

FIG. 1 is a front and right side perspective view of an exemplary chaise showing my new design in a first (elevated back) configuration;

FIG. 2 is a front elevation view thereof;

FIG. 3 is a right side elevation view thereof, the left side being a mirror image;

FIG. 4 is a rear elevation view thereof;

FIG. 5 is a top plan view thereof;

FIG. 6 is a front and right side perspective view of the exemplary chaise showing my new design in a second (lowered back) configuration; and,

FIG. 7 is a close-up view of a weave pattern on the chaise, as viewed from a right side elevation view thereof.

The broken lines show environmental subject matter and form no part of the claimed design.

1 Claim, 7 Drawing Sheets

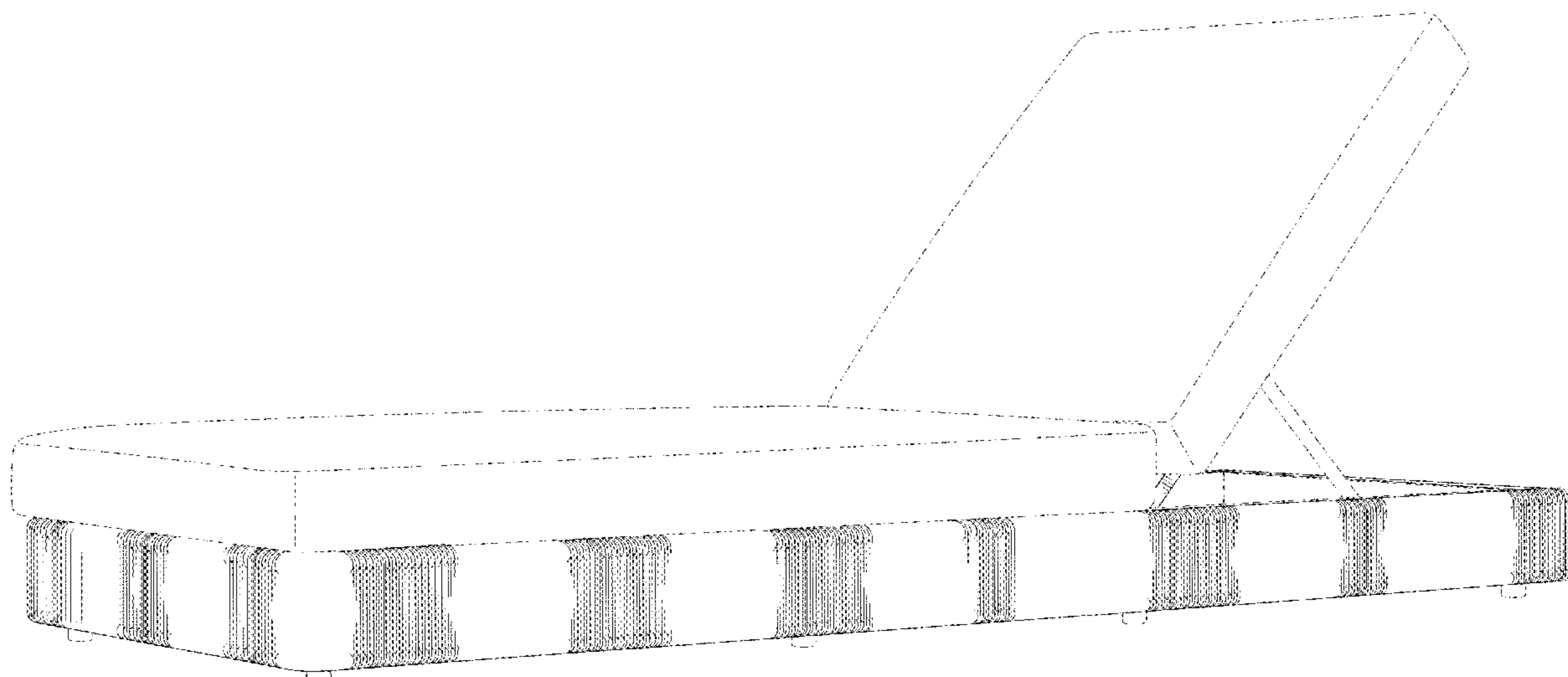


FIG. 1

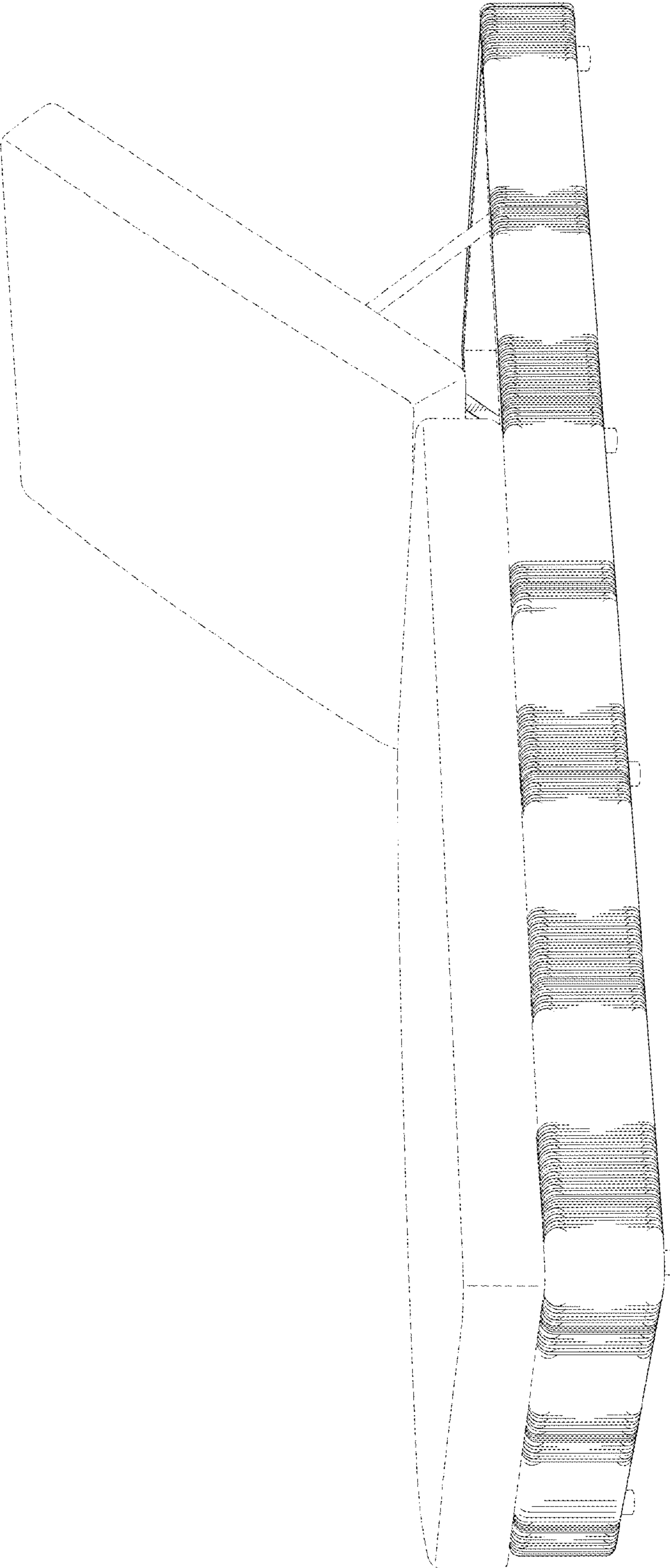


FIG. 2




FIG. 3

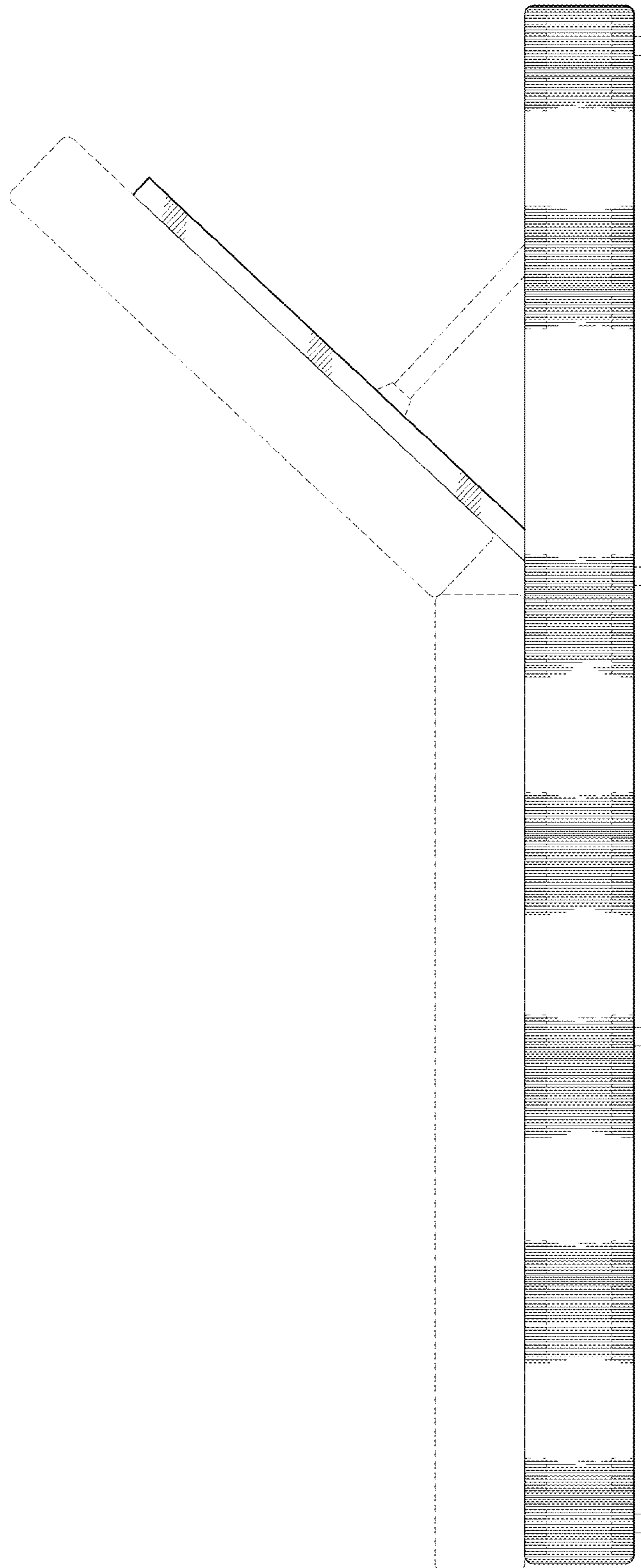


FIG. 4

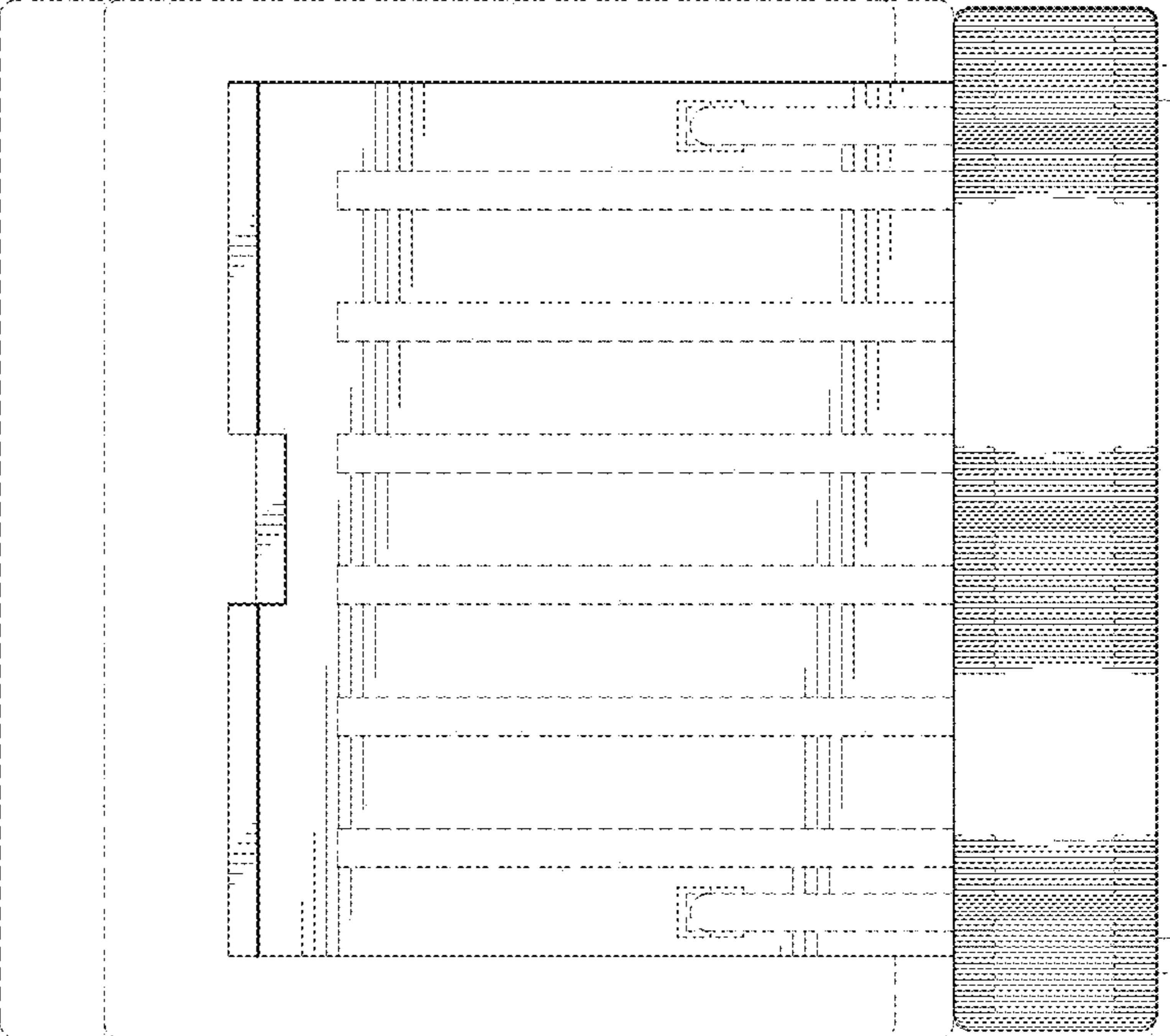
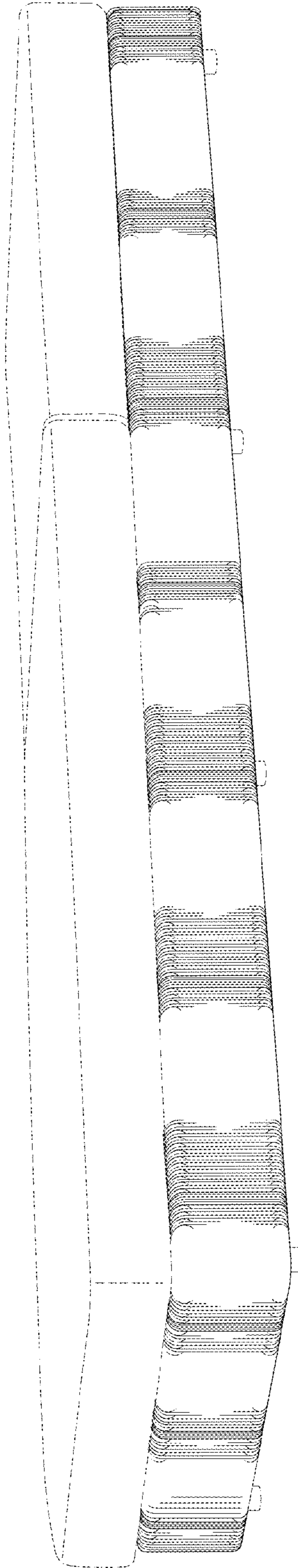




FIG. 5

FIG. 6



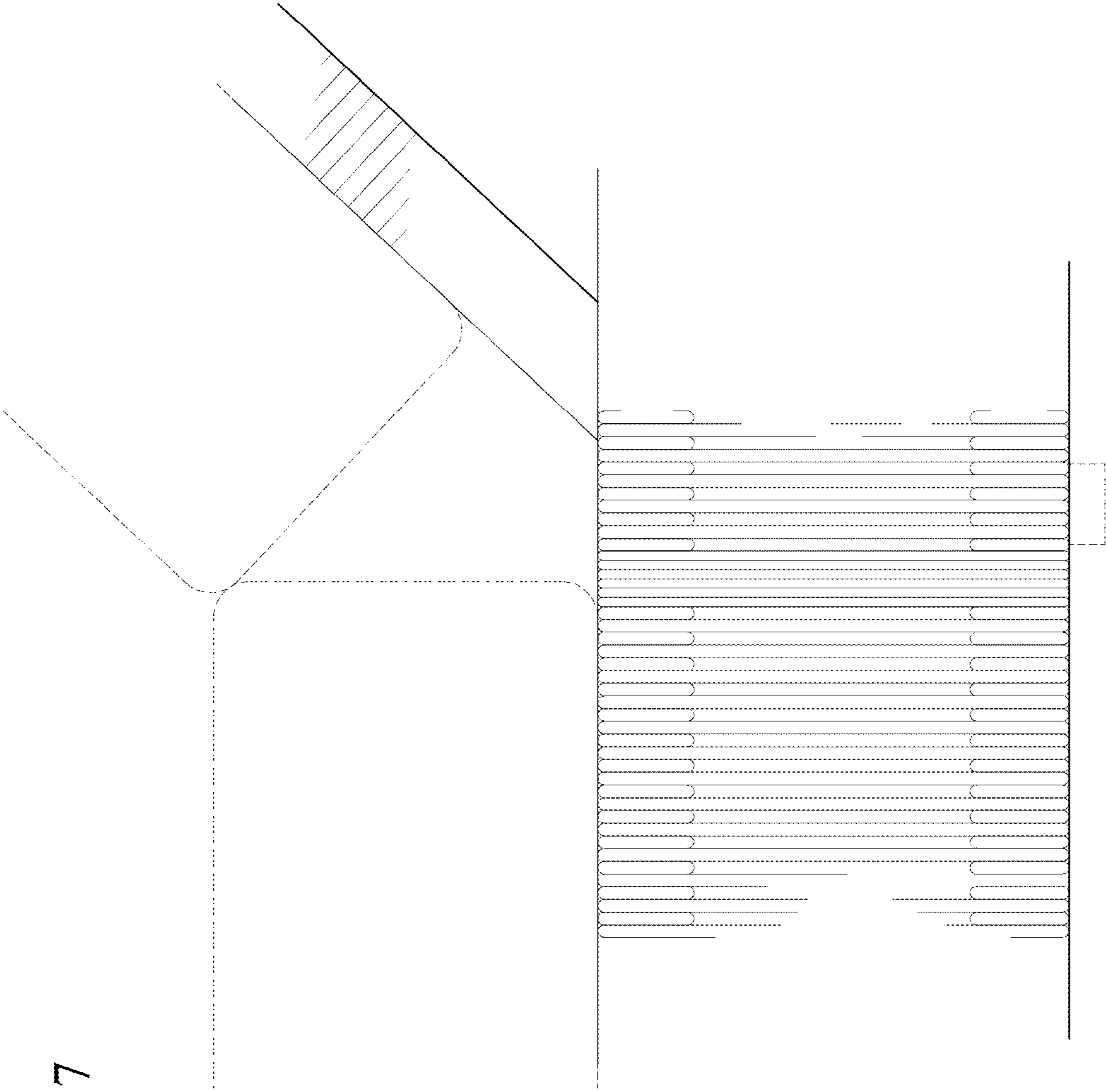


FIG. 7