



US00D880871S

(12) **United States Design Patent** (10) **Patent No.:** **US D880,871 S**
Choi et al. (45) **Date of Patent:** **** *Apr. 14, 2020**

(54) **HANDLE FOR TOOTHBRUSH**
(71) Applicant: **KONINKLIJKE PHILIPS N.V.**,
Eindhoven (NL)
(72) Inventors: **Shaun Seongwon Choi**, Hong Kong
(HK); **Chun Pong Yuan**, Hong Kong
(HK); **Bart Johannes Masseur**, Haarlem
(NL)
(73) Assignee: **KONINKLIJKE PHILIPS N.V.**,
Eindhoven (NL)
(*) Notice: This patent is subject to a terminal dis-
claimer.
(**) Term: **15 Years**
(21) Appl. No.: **29/653,801**
(22) Filed: **Jun. 19, 2018**
(30) **Foreign Application Priority Data**
Dec. 20, 2017 (EM) 004557031-0001
(51) **LOC (12) Cl.** **28-03**
(52) **U.S. Cl.**
USPC **D4/101**
(58) **Field of Classification Search**
USPC D4/101, 104, 105, 106, 107, 108, 109,
D4/110, 111, 112, 113, 114, 115, 116,
D4/117, 118, 119, 120, 121, 122, 123,
D4/124, 125, 126, 127, 128, 129, 130,
D4/131, 132, 133, 134, 135, 136, 137,
D4/138, 199, 100; D24/111, 176
CPC A46B 9/04; A46B 2200/1066; A46B
2200/1073; A46B 2200/1086; A46B 5/02;
A46B 5/005; A46B 9/02; A46B 5/0097;
A61C 17/16; A61C 17/22; A61C 17/34
See application file for complete search history.

(56) **References Cited**
U.S. PATENT DOCUMENTS
D458,028 S * 6/2002 McCurrach D4/101
D479,915 S * 9/2003 De Salvo D4/101
D489,183 S * 5/2004 Akahori D4/101
D547,951 S * 8/2007 Ullmann D4/101
D563,674 S * 3/2008 Beedham D4/101
(Continued)

FOREIGN PATENT DOCUMENTS
CN 301517889 * 4/2011
CN 304134563 * 5/2017
(Continued)

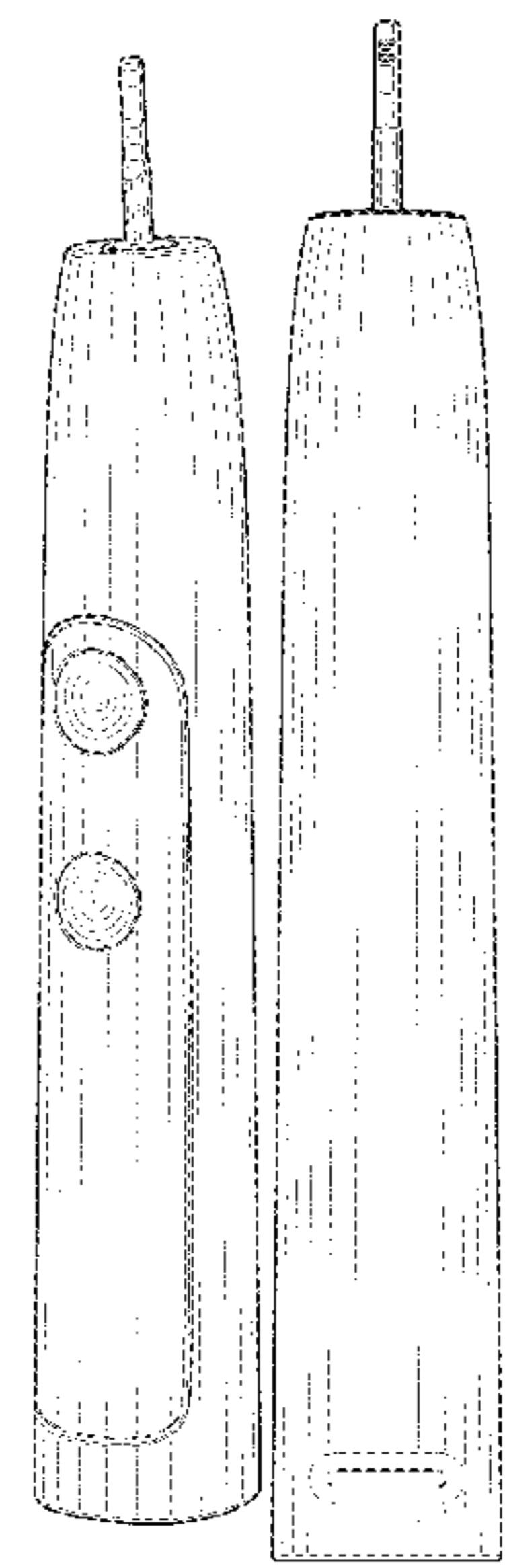
OTHER PUBLICATIONS
Philips Sonicare electric toothbrush. "Electric vs. Manual Tooth-
brush: How to Choose," by Steven M. Dater, DDS. Published Dec.
18, 2016 [on-line]. Retrieved from the Internet Nov. 16, 2018. URL:
[http://www.daterdentistry.com/News/ID/433/Electric-vs-Manual-
Toothbrush-How-to-Choose](http://www.daterdentistry.com/News/ID/433/Electric-vs-Manual-Toothbrush-How-to-Choose) (Year: 2016).*
(Continued)

Primary Examiner — Karen E Eldridge Powers

(57) **CLAIM**
The ornamental design for a handle for toothbrush, as shown
and described.

DESCRIPTION
FIG. 1 is a perspective view showing my design;
FIG. 2 is a front elevational view thereof;
FIG. 3 is a rear elevational view thereof;
FIG. 4 is a right side elevational view thereof;
FIG. 5 is a left side elevational view thereof;
FIG. 6 is a top plan view thereof; and,
FIG. 7 is a bottom plan view thereof.
The broken lines in FIG. 7 illustrate features of the handle
for toothbrush that form no part of the claimed design.

1 Claim, 4 Drawing Sheets



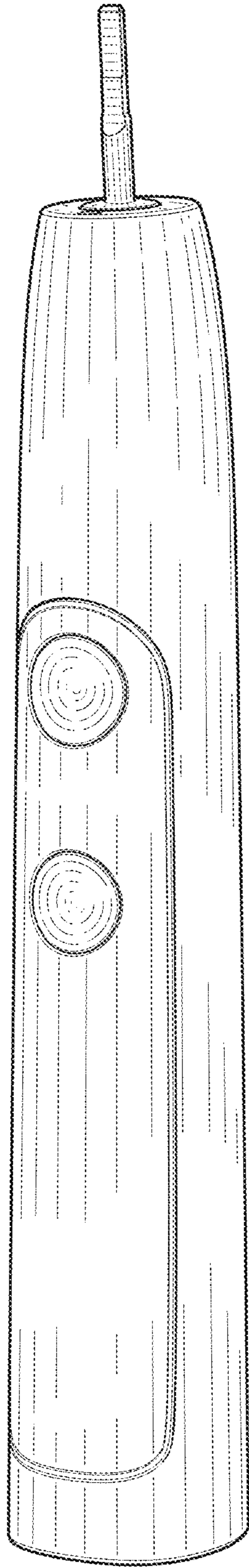


FIG. 1

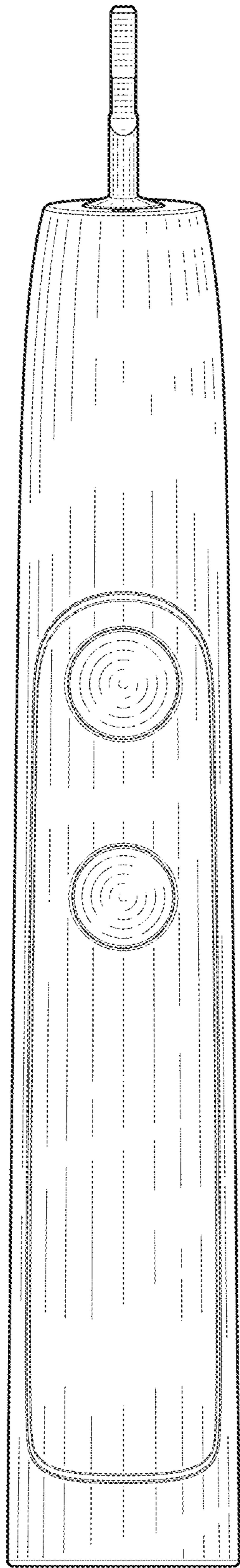


FIG. 2




FIG. 3

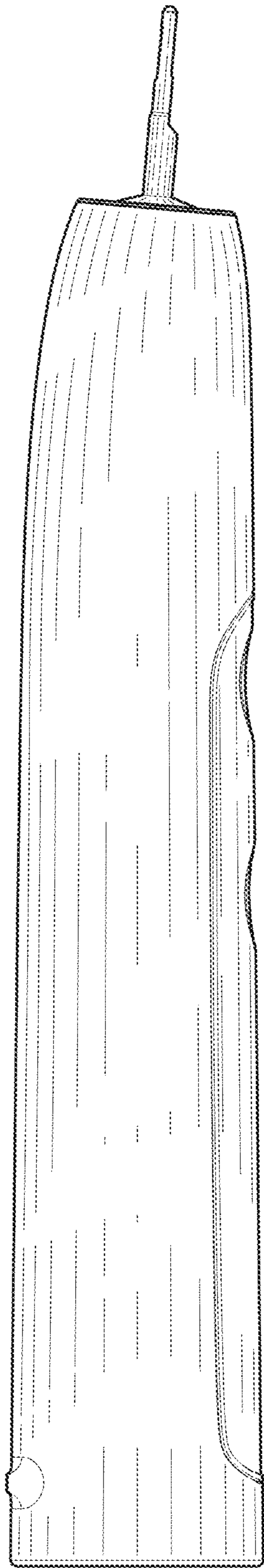


FIG. 4

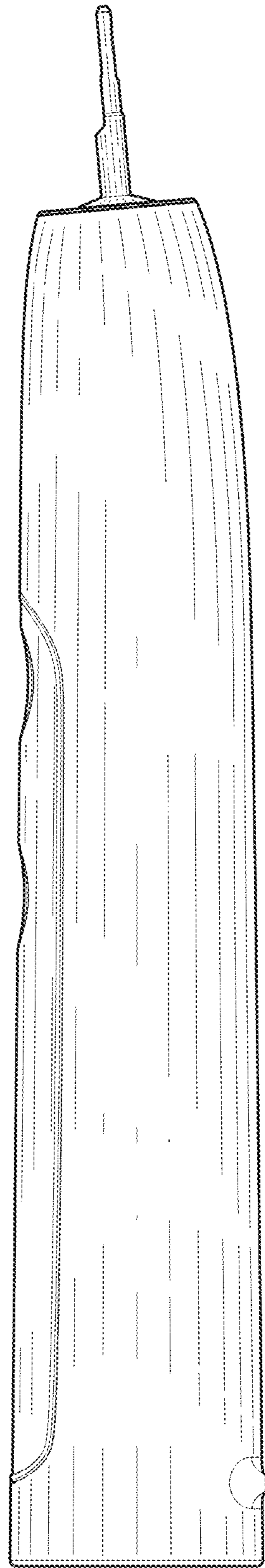


FIG. 5

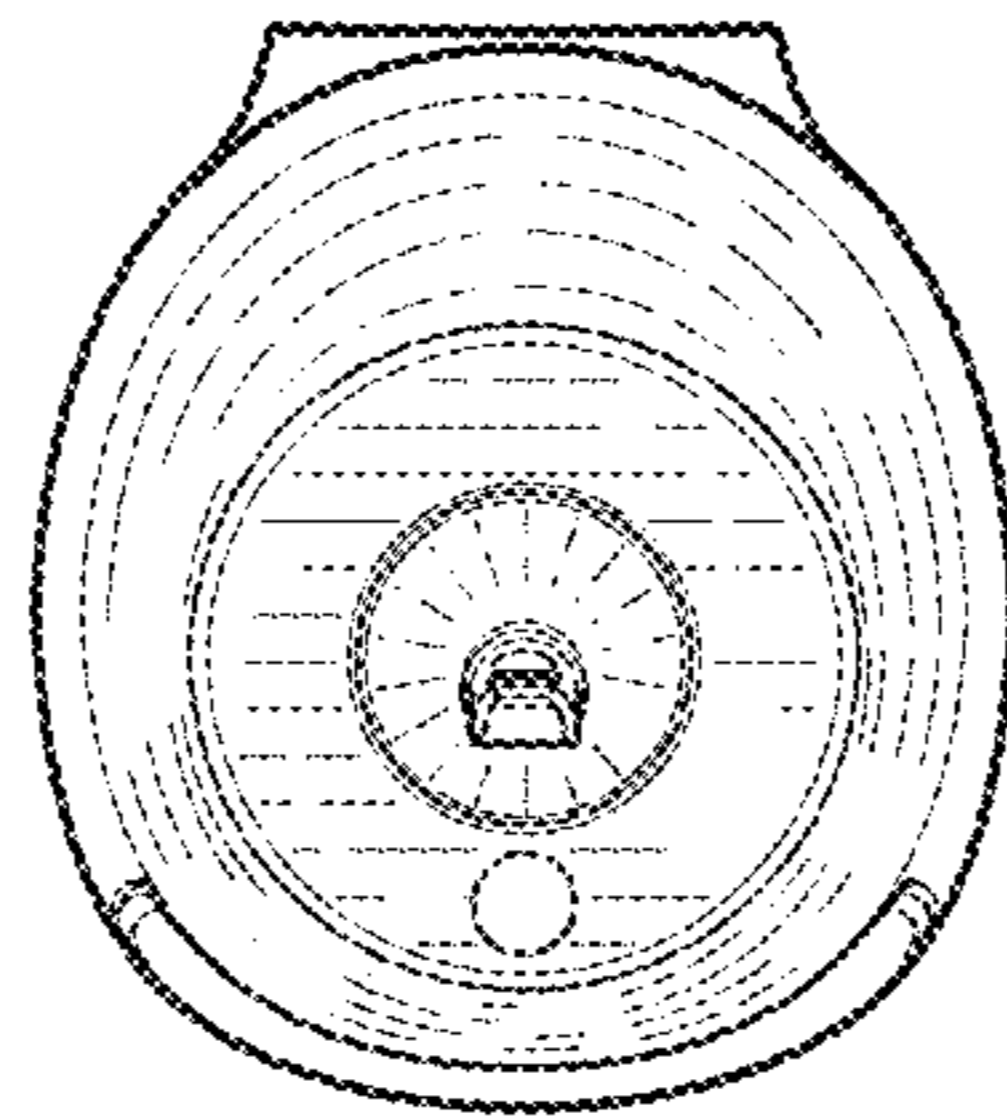


FIG. 6

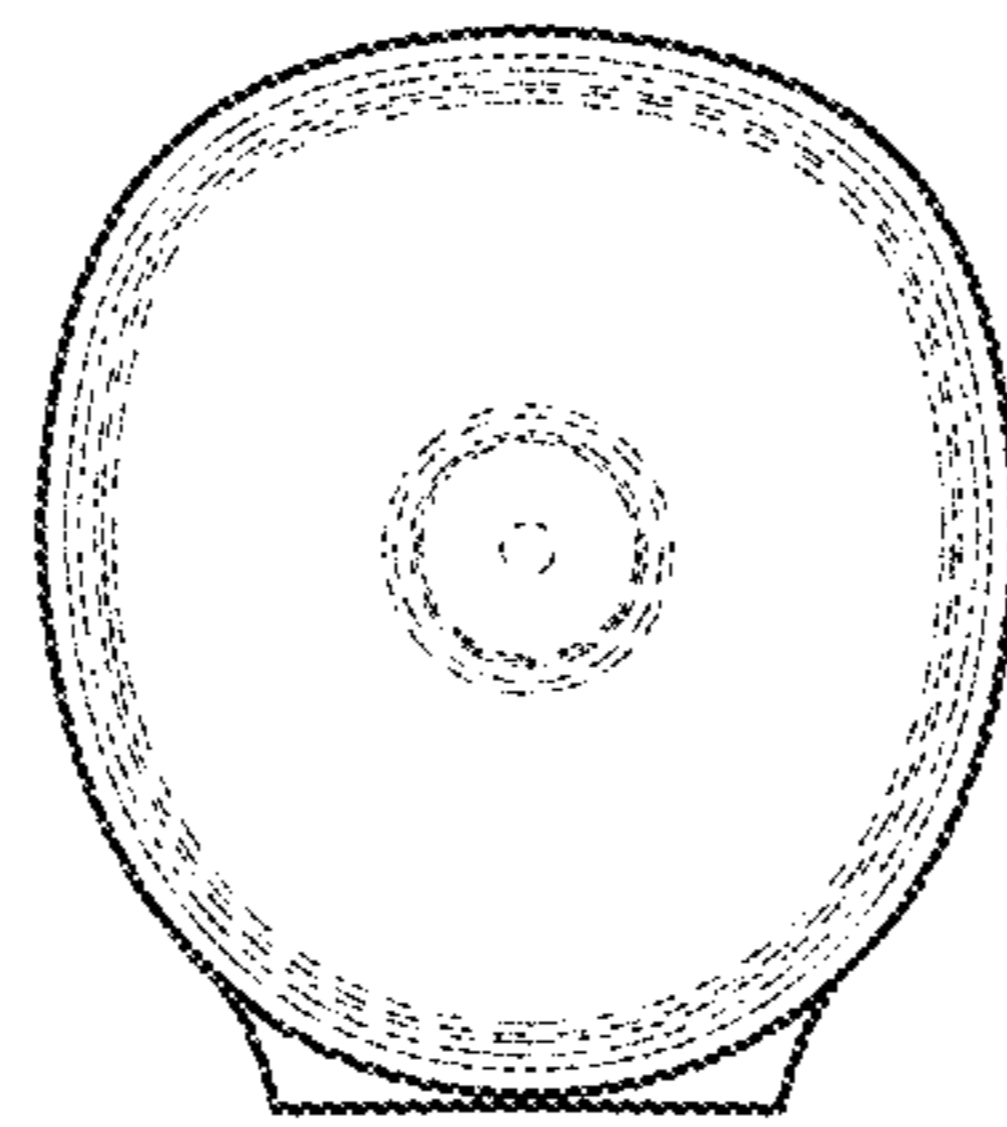


FIG. 7