



US00D880870S

(12) **United States Design Patent** (10) **Patent No.:** **US D880,870 S**
Greve et al. (45) **Date of Patent:** **** Apr. 14, 2020**

(54) **ELECTRIC-TOOTHBRUSH HANDLE**

(56) **References Cited**

(71) Applicant: **Braun GmbH**, Kronberg (DE)

U.S. PATENT DOCUMENTS

(72) Inventors: **Oliver Greve**, Kelkheim (DE); **Ansgar Hübner**, Bad Soden (DE); **Peter Charles Mason, Jr.**, Oberursel (DE); **Jonas Michels**, Frankfurt (DE); **Bianka Becker-Salzsäuler**, Liederbach (DE); **Fritz Schubert**, Bad Camberg (DE); **Andrea Schüring**, Eschborn (DE); **Sören Wasow**, Langenselbold (DE)

D187,362 S	3/1960	Ellefson	
D425,113 S	5/2000	Kleman	
D457,322 S	5/2002	Ferber	
D489,183 S	5/2004	Akahori	
D532,974 S	12/2006	Zhuan	
D533,720 S	* 12/2006	Vu	D4/101
D534,725 S	1/2007	Vu	
D636,604 S	* 4/2011	Zhuan	D4/101
D658,382 S	* 5/2012	Heil	D4/101
D658,883 S	5/2012	Winkler	
D688,464 S	8/2013	Hara	
D691,375 S	10/2013	Heil	
D696,023 S	12/2013	Gebski	
D696,517 S	12/2013	Gebski	
D699,908 S	2/2014	Fang	

(73) Assignee: **BRAUN GMBH**, Kronberg (DE)

(**) Term: **15 Years**

(21) Appl. No.: **29/647,772**

(22) Filed: **May 15, 2018**

Related U.S. Application Data

(62) Division of application No. 29/553,895, filed on Feb. 5, 2016, now Pat. No. Des. 819,973.

Foreign Application Priority Data

Aug. 7, 2015 (WO) 913333501

(51) **LOC (12) Cl.** **04-02**

(52) **U.S. Cl.**
USPC **D4/101**

(58) **Field of Classification Search**
USPC D4/100-102, 104-113, 116, 117, D4/119-121, 127, 128, 130-138, 199; D7/387, 391, 393, 394, 395, 533, 647; D8/80, 83, 94, 107, 300, 303, 307, 313, D8/321, 322; D24/121, 136, 152, 176, D24/180, 224

See application file for complete search history.

(Continued)

Primary Examiner — Michael C Stout

Assistant Examiner — Katrina N Gonzalez

(74) *Attorney, Agent, or Firm* — Vladimir Vitenberg

(57) **CLAIM**

The ornamental design for an electric-toothbrush handle, as shown and described.

DESCRIPTION

FIG. 1 is a perspective view of an electric-toothbrush handle;

FIG. 2 is a front view thereof;

FIG. 3 is a left side view thereof;

FIG. 4 is a rear view thereof;

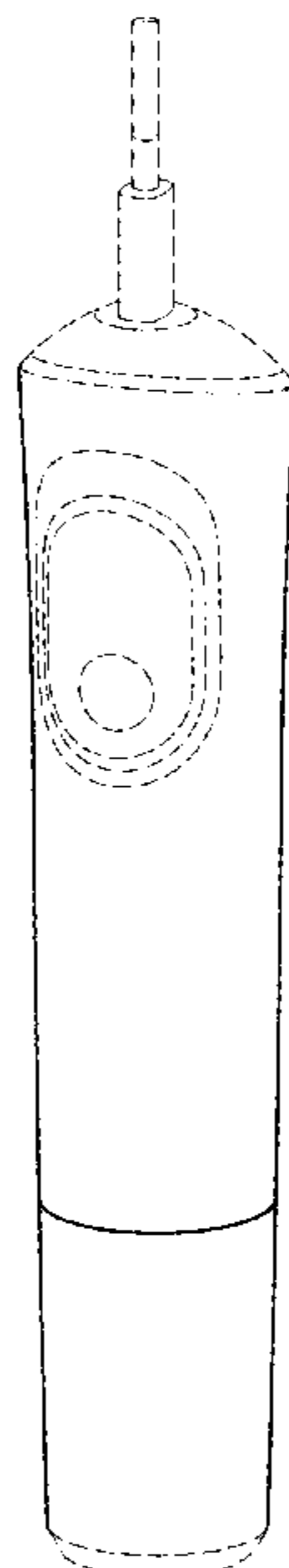
FIG. 5 is a right side view thereof;

FIG. 6 is a top plan view thereof; and,

FIG. 7 is a bottom view thereof.

The broken lines illustrate portions of the electronic-toothbrush handle that form no part of the claimed design.

1 Claim, 2 Drawing Sheets



(56)

References Cited

U.S. PATENT DOCUMENTS

D717,547 S 11/2014 Adriaenssen
D725,454 S * 3/2015 Lin D8/107
D740,035 S 10/2015 Teherani
D749,324 S 2/2016 Cessot
D752,868 S 4/2016 McGarry
D758,080 S 6/2016 Since
D759,382 S 6/2016 Watkins
D761,567 S * 7/2016 Uchida D4/101
D764,184 S 8/2016 Paetzel
D765,414 S 9/2016 Sosa
D766,580 S 9/2016 Kollar
D766,581 S 9/2016 Bloch
D767,895 S * 10/2016 Stebila D4/101
D767,896 S 10/2016 Shigeno
D773,192 S 12/2016 Nabavi
D773,822 S 12/2016 Sikora
D788,469 S * 6/2017 McGarry D4/101
D791,485 S * 7/2017 McGarry D4/101
D799,217 S * 10/2017 Massee D4/101
D801,696 S * 11/2017 McGarry D4/101
D819,337 S * 6/2018 Yuan D4/101
D819,973 S * 6/2018 Greve D4/101
D824,677 S * 8/2018 Tseng D4/101
D834,321 S * 11/2018 Demarest D4/100
D834,323 S * 11/2018 Sohn D4/101
D838,991 S * 1/2019 Choi D4/101
D844,995 S * 4/2019 Wong D4/101
D844,997 S * 4/2019 Au D4/104
D845,636 S * 4/2019 Porter D4/104
D846,883 S * 4/2019 Bloch D4/101
D852,021 S * 6/2019 Magana D8/107
D855,263 S * 7/2019 Raku D30/158
2013/0134062 A1 5/2013 Sauer

* cited by examiner

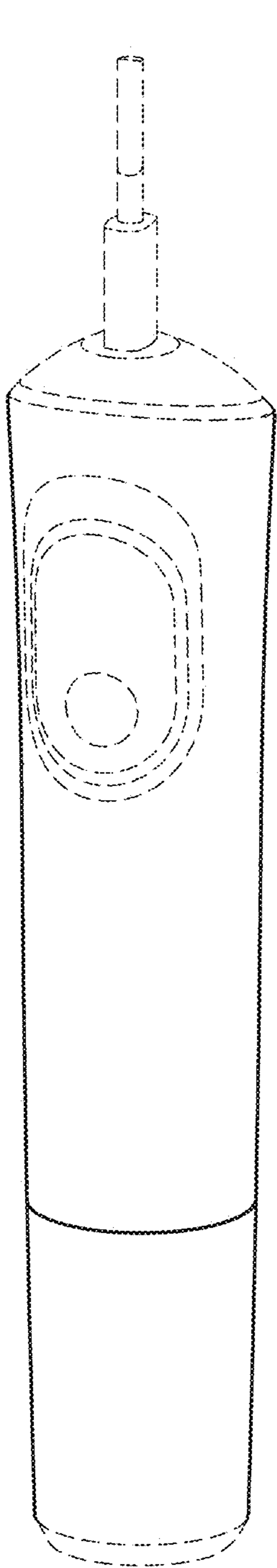


FIG. 1

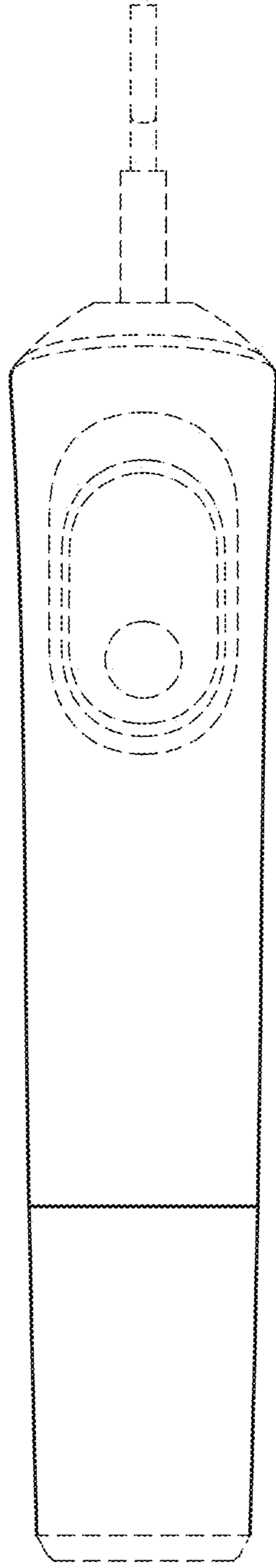


FIG. 2

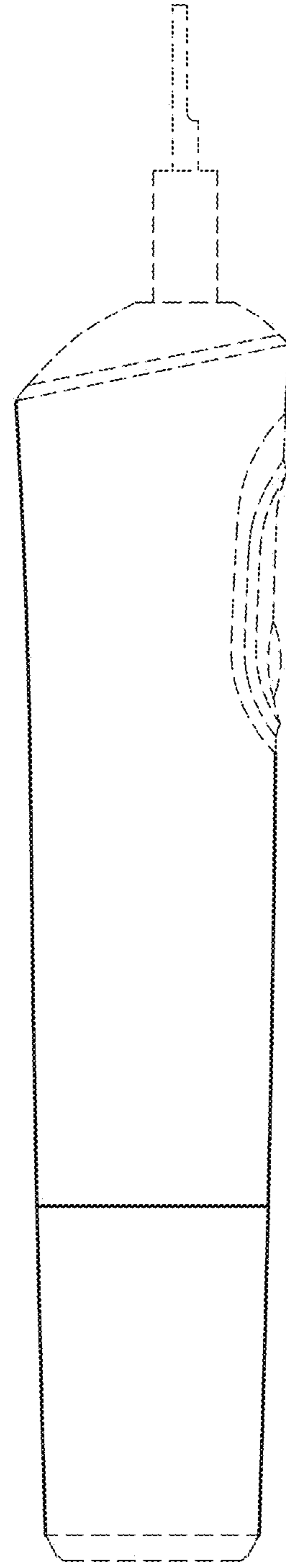


FIG. 3




FIG. 4




FIG. 5

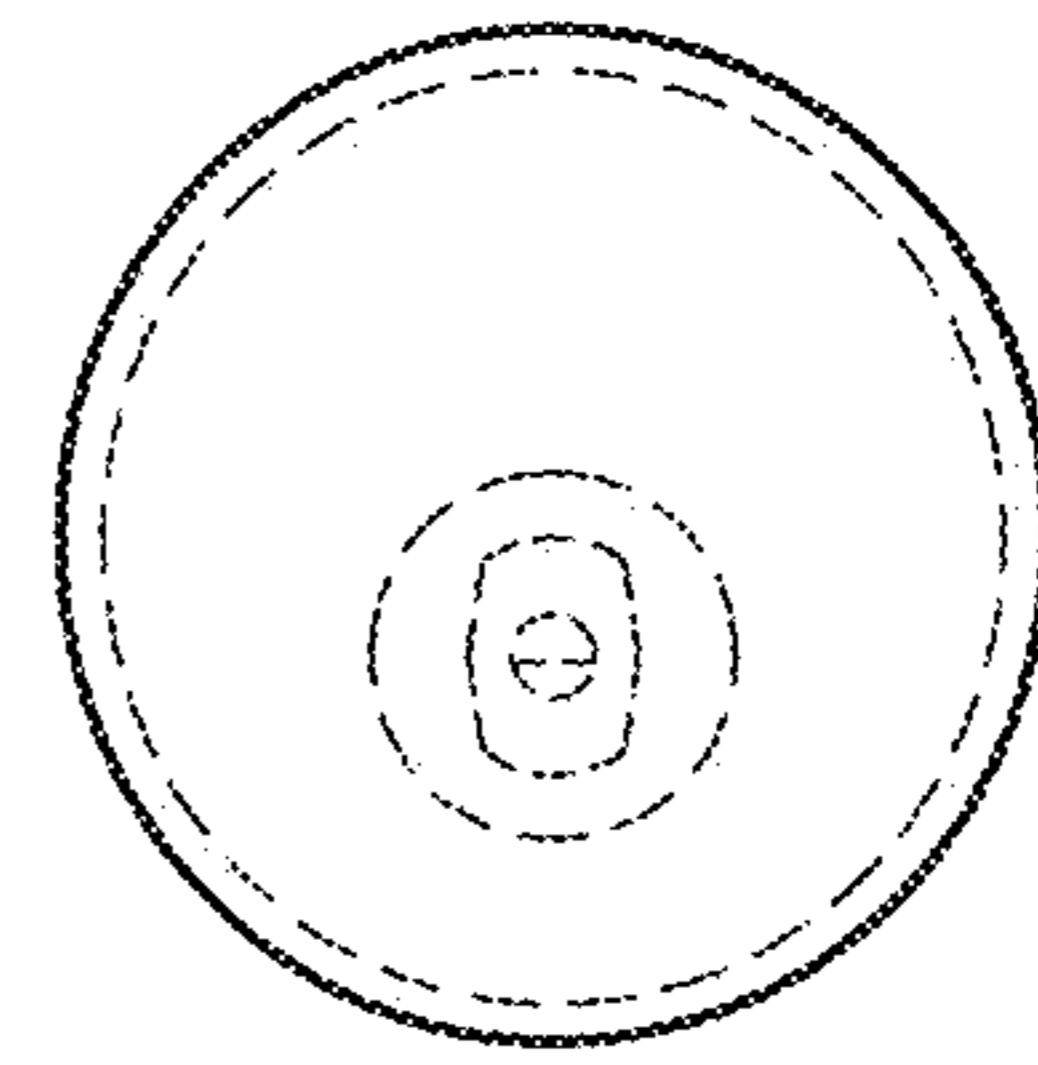


FIG. 6

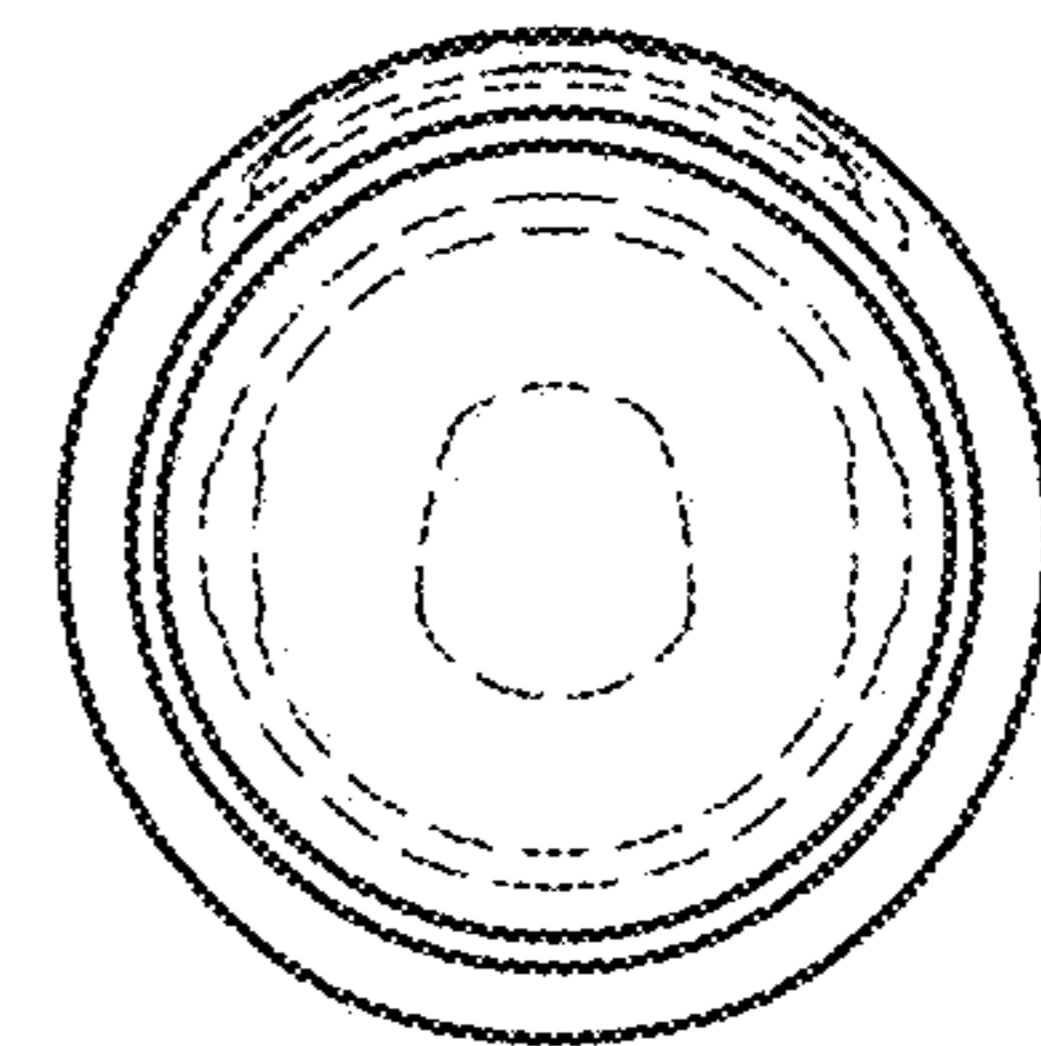


FIG. 7